

Best Western Emerald Hotel Perth

Summary:

- Five accessible rooms. One larger suite has two bedrooms.
- Lift access to all floors.

Name: Best Western Emerald Hotel Perth.

Location: 24 Mount Street, Perth.

Rating: 4 star.

Telephone: 08 9481 0866

Web: <http://www.emeraldhotel.com.au>

Accessible parking bay onsite: No.

Drop off available: Yes.

Closest accessible public transport:

- Red CAT stop 19, Hay Street

Accessible public toilet onsite: Yes

Pick up / set down bay: There is a City of Perth ¼ hour accessible set down / drop bay outside of the hotel. Access to the pavement is via a vehicular driveway.

External access: A short wide ramp with a gradient of 1:8 leading from the footpath to a slope of 1:13 to the entrance door.

Main entrance: Access is through wide, glazed, automatic sliding doors.

Foyer: Low pile carpet and level throughout. Ample circulation space for all wheelchair sizes.

Sofas and single chairs are located in the foyer area. Lounge seating is soft with a seat height of 470mm. All chairs have armrests.

Reception: Counter is at standing height with a lowered side section.

Telephone: Public telephone is wall mounted with push button controls and adjustable volume control. Highest operable control is 1200mm.

Internet access: There is a free standing public internet kiosk in the hotel foyer. The keyboard is 700mm high with a fixed trackball. The kiosk has a fixed stool attached to the front of the unit.

Signage: External identification signage is clear, easy to read and in good colour contrast. Staff assist as required.

Information: Printed information produced by the hotel is in good colour contrast and an easy to read font.

Accessible public toilets:

Location: There is a designated accessible toilet in both the male and female public toilets, located on the ground level behind the reception desk. Both have an identical

layout inside and are available for day guests to the conference and function rooms as well as The Fifth Element Restaurant.

Signage: Accessible toilets are not signed.

External entrance: Entrance to the female toilet is through a 1000mm wide opening and two 750mm wide doors. Access would be restricted to very small wheelchairs due to the size of the opening; the change in direction required and restricted space around the two external doors.

Toilet door: 780mm wide with no closer.

No door handles with large locking snib.

Pan height: 440mm.

Basin height: 810mm.

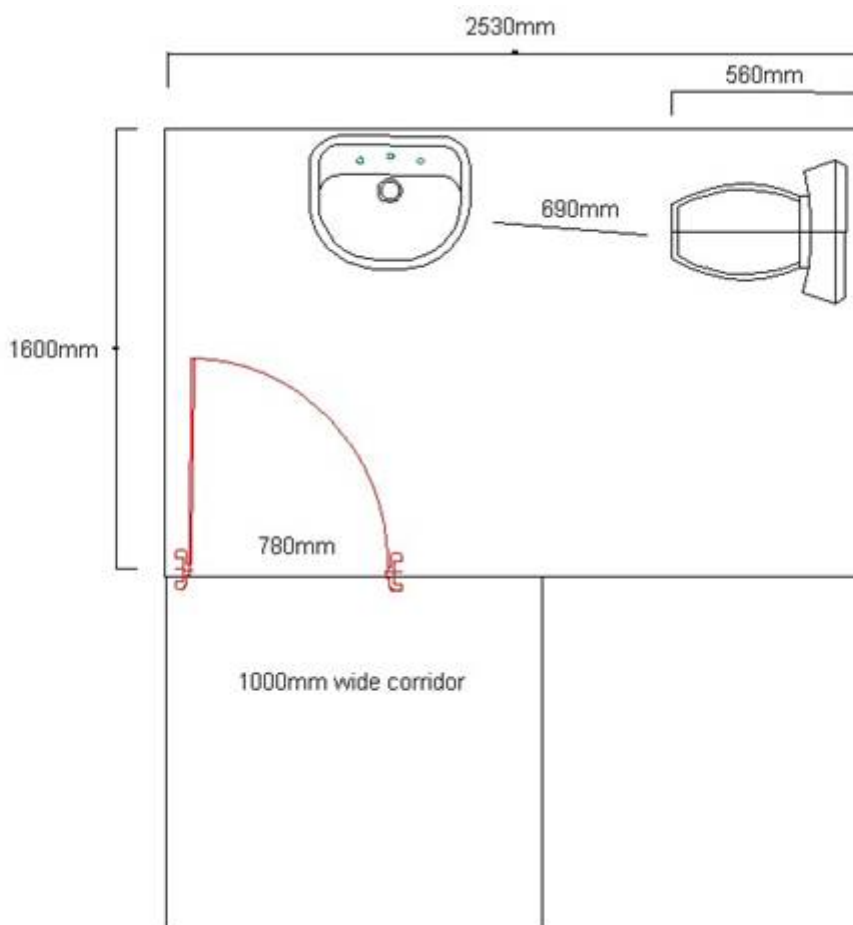
Lighting: Lights are on at all times.



Female accessible toilet



Male accessible toilet



Lift: A bank of two lifts, located opposite the reception, provide access to all floors.

The lifts are 1360mm x 1860mm, with a clear open door width of 860mm. Direction of travel information is displayed both externally and internally, and there is a tonal announcement when the car arrives at a floor. External buttons are up to 1250mm high and internal controls are up to 1530mm high.

Accessible rooms: There are five accessible rooms within the hotel. One larger, room (room 125) is on level one and the other smaller rooms are in a similar location on levels one to four. The two rooms on level one are designated as smoking and the other three are non smoking.

Emergency: There are audible alarms in all rooms. Emergency egress maps in all rooms are above 1400mm high.

The emergency egress stairs are adjacent to the smaller rooms and in close proximity to room 125. There is a 740mm door leading to a stair landing with sufficient space, off the path of travel, to accommodate one large wheelchair.

Corridors to rooms: Corridors are wide and level, accommodating all wheelchair sizes.

Accessible rooms:

Room 125

This is the larger suite and staff report that it is the first preference for people with disabilities. The suite comprises of two bedrooms separated by an open 910mm wide corridor. The bathroom between the two bedrooms is accessed off the corridor. This is a designated smoking room.

Door: Door width is 740mm. The entrance swing door is heavy to open and slow to close, with a lever handle. Access is directly into the single bedroom and is suitable for wheelchairs of all sizes.

There is a peep hole set at sitting height in the door. Access into the room is via a key card.

Tea and coffee: Facilities are at sitting height and are located inside the main door in the smaller bedroom. Access suitable for all sizes of wheelchairs.



Lounge: Lounge seating is located in single bedroom. Tub chairs with armrests and a seat height of 500mm are provided.

Single Bedroom: A single bed is provided 650mm high with 1150mm space adjacent to the bed.

Double Bedroom: This bedroom is at the end of the 910mm wide corridor and has a queen side bed, 650mm high with 120mm available space under the bed to accommodate a mobile hoist. The bed is firm and there is 700mm space adjacent to the bed. Staff report that flexible bedding arrangements can accommodate individual needs. There is a desk with 740mm to the top and 560mm knee clearance

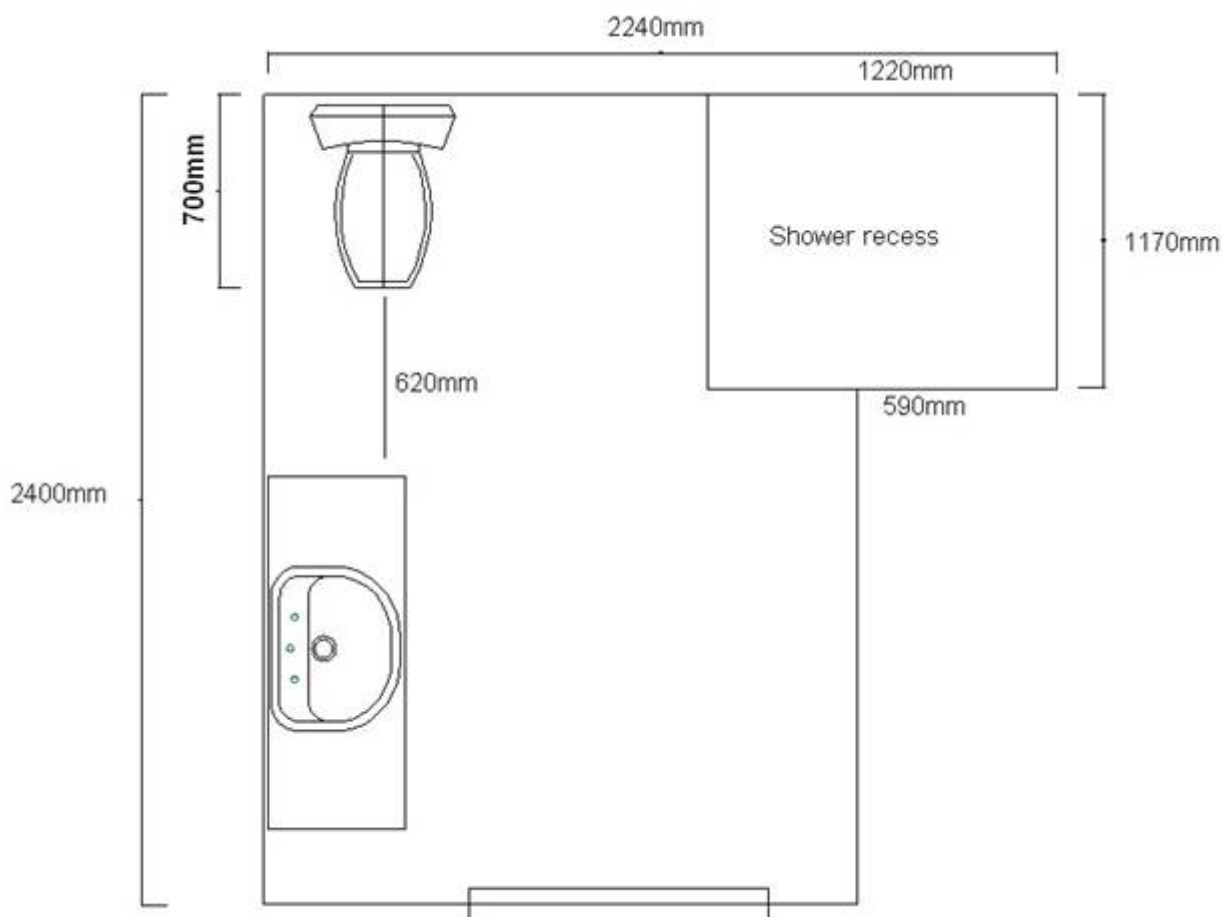
Bathroom:

Door: 710mm wide sliding door opening off a 940mm wide corridor. The door has a recessed slot to open and there is no locking device.

Pan height: 460mm.

Basin height: 820mm.

Shower: Hand held shower. A moveable plastic chair is provided.



Room facilities:

- TV with remote control
- Lowered light switches
- Wall mounted air conditioning control at standing height

Four smaller rooms

These accessible rooms have one bedroom and are located on levels one to four. Levels two to four are designated as smoking.

Door: Door width is 730mm. The entrance swing door is heavy to open and slow to close, with a lever handle. The location of the cupboards inside the room could restrict access to smaller style wheelchairs only.

There is a peep hole set at standing height in the door. Access into the room is via a key card.

Tea and coffee: Facilities are stored at standing height and are located adjacent to the main entrance. Staff will relocate tea and coffee making facilities if required.



Lounge: Lounge seating is located near the bed. Tub chairs with armrests and a seat height of 500mm are provided.

Bed: The queen side bed is 570mm high with 120mm available space under the bed to accommodate a mobile hoist. The bed is firm and there is sufficient space around the bed for wheelchairs of all sizes.

Bathroom:

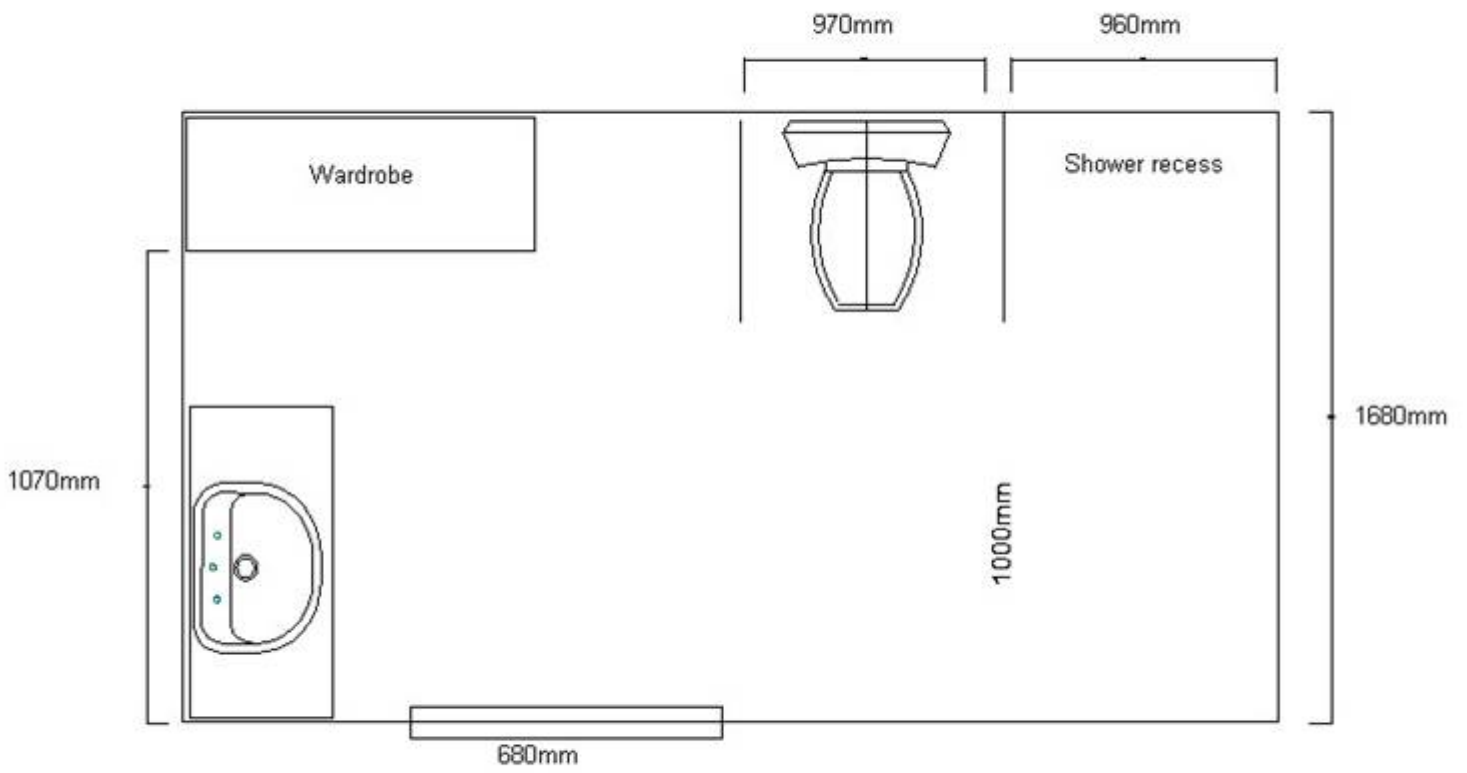
Door: 720mm wide sliding door opening into a 1070mm wide corridor. The shower and toilet are through a 790mm opening to the left and the basin is at the end of the corridor to the right.

The door has a recessed slot to open and there is no locking device.

Pan height: 420mm.

Basin height: 820mm.

Shower: Hand held shower. A moveable, fixed height (440mm high) plastic chair is provided.



Conference Rooms:

Conference rooms are on ground level. They are located off a wide corridor behind reception and there is sufficient circulation space for wheelchairs of all styles to move down the corridor and into the rooms.

The Fitness Centre:

Location: In the basement and accessed by the lifts. The Fitness Centre has a pool, gym equipment, spa and sauna.

Door: One leaf (575mm wide) of a double fly wire door opens and has a high latch (2000mm) (in order to comply with safety requirements).

The gym is down two steps and the sauna is through a narrow doorway. Within the change area there is a standard toilet and shower facility. There is level access into an 880mm wide shower which can be accessed through a 600mm wide gap.



The Fifth Element:

This Restaurant is used for the buffet breakfast and dinner. It is located directly off the hotel foyer.

The restaurant is spacious with sufficient circulation space for all styles of wheelchairs.

Breakfast is self serve from 870mm high counters. Assistance is available.

Tables are moveable and have a central pedestal and 480mm high chairs do not have armrests.

Menu: Easy to read with black print on white background.



Information prepared for the City of Perth, March 2007.

Care has been taken to ensure the accuracy of this information however no guarantee is given that the facility is fully accessible.

Please advise the City of Perth of any access changes since publication.

This Report Template has been designed for use in the 'You're Welcome; WA Access Initiative' project only. It is not intended for any other purpose.

© Disability Services Commission 2005