

Hotel Grand Chancellor

Summary:

- Four large accessible rooms.
- Public accessible toilets within the male and female toilets on the ground floor.
- Lift access to all floors.

Name: Hotel Grand Chancellor

Location: 707 Wellington Street Perth

Rating: 4 star

Telephone: 08 9327 7000

Web: <http://www.ghihotels.com>

Accessible parking bay onsite: No

Drop off available: Yes

Closest accessible public transport:

- Perth Train Station
- Red CAT stop 28, Murray Street (located up a hill – via Milligan Street)

Accessible public toilet onsite: Yes

Accessible parking:

- 24 hour valet parking available from the front of the hotel
- Elder Street Car Park (CPP) (4 bays)

Pick up / set down bay: Passenger set down available at the front of the hotel, off Wellington Street.

External access: Access to the hotel from the pedestrian footpath and the vehicle drop off is via four steps; or a curved ramp. The 1000mm wide ramp has a gradient of 1:9 and handrails on both sides.

Main entrance: Level access through wide, glazed, automatic sliding doors.

Foyer: The foyer is level throughout and has marble floor tiles. Ample circulation space for all wheelchair sizes.

Lounge seating is provided in the foyer. The lounge seats are soft with a seat height of 400mm.

Reception: Counter is at standing height.

Telephone: A public telephone is located on a desk in the hotel foyer. The desk is 770mm high with 700mm knee clearance underneath. The telephone is coin operated with push buttons. The highest operable control is 1140mm, with a reach of 500mm.

Business Centre / Internet access: Wireless internet access is available through the common areas of the hotel.

There is a business centre off the foyer. The entrance door is 820mm wide with a D handle. Exiting the door may be restricted to medium sized wheelchairs due to the location of a fixed desk. Computers are provided on 730mm high desks with 710mm knee access.

Signage: All signage is clear, easy to read and in good colour contrast.

Information: Assorted tourist brochures are displayed at sitting height.

Accessible public toilet:

Location: An accessible toilet is located on the ground floor off the hotel foyer. There is an accessible toilet in the male and female toilet blocks.

Access to the toilet cubicle is via two doors on either end of a small airlock. The corridor through the toilet block to the accessible toilet cubicle is 960mm wide. The small airlock and narrow corridors make the accessible toilet suitable for smaller wheelchairs only.

Signage: The access symbol is located on the toilet door only.

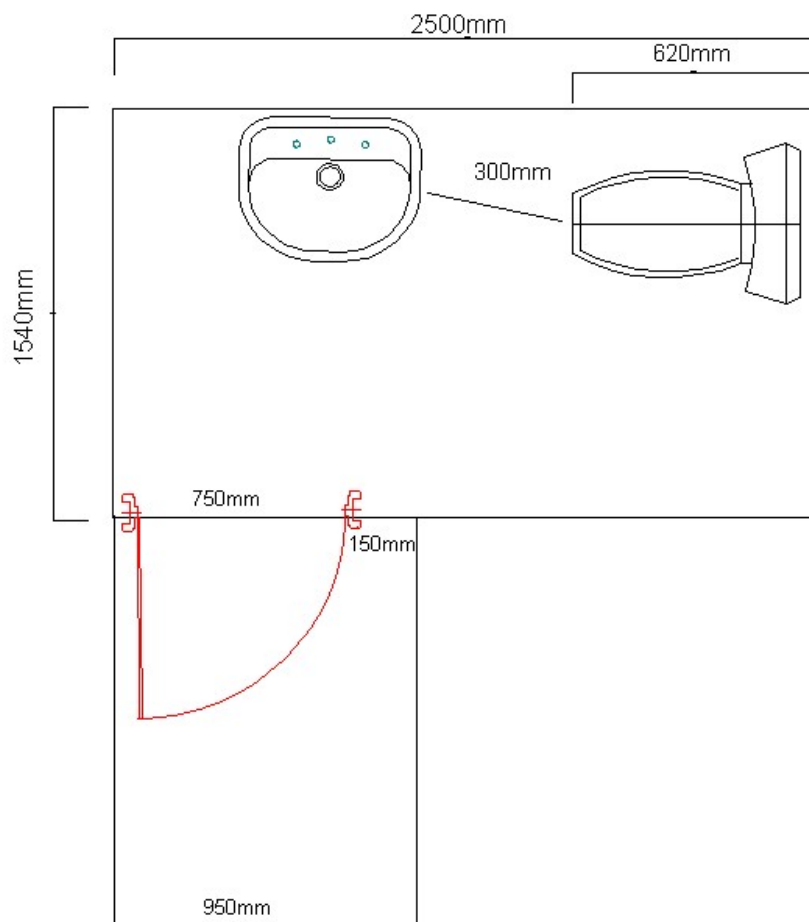
Door 750mm wide with no door closer. There is no D handle to pull the door closed.

Large snib.

Pan height: 460mm

Basin height: 750mm

Lighting: Lights are on at all times.



Lift: A bank of three lifts, all provide access to all floors.

Lift three is 1370mm x 2050mm, with a clear open door width of 900mm. Direction of travel information is displayed both externally and internally, and there is a tonal announcement outside. All buttons are within a height range of 1100mm - 1420mm. Control buttons are in a contrast colour and illuminate when depressed.

Accessible rooms: There are four accessible rooms within the hotel, two on level one, one on level three and one on level six. All rooms are designated as non smoking and none have an adjoining room.

Emergency: There is an audible alarm in all rooms. Emergency egress maps are located behind the doors at standing height. The closest emergency exit at the end of the corridor has standard size stair landing.

Corridors to rooms: Corridors are wide and carpeted, accommodating all wheelchair sizes.

Accessible rooms:

Door: Door width is 740mm. The entrance swing door is slow to close, with a circular door knob. Access through the room is suitable for medium sized wheelchairs only due to restricted space around the entry door (obstructed by a 1220mm wide internal corridor).

There is a peep holes set at standing height in the door. Access into the room is via a standard key.

Tea and coffee: Facilities are at sitting height and are located on top of the fridge at 1000mm high. There is sufficient space for wheelchairs of all sizes to access the tea and coffee making facilities.

Lounge: Lounge seating is located in the bedroom, near the bed. Chairs with armrests and a seat height of 420mm are provided.

Bed: There is a split king size bed in the room is on castors, it is 640mm high and there is 110mm available space under the bed to accommodate a mobile hoist. The bed is firm.



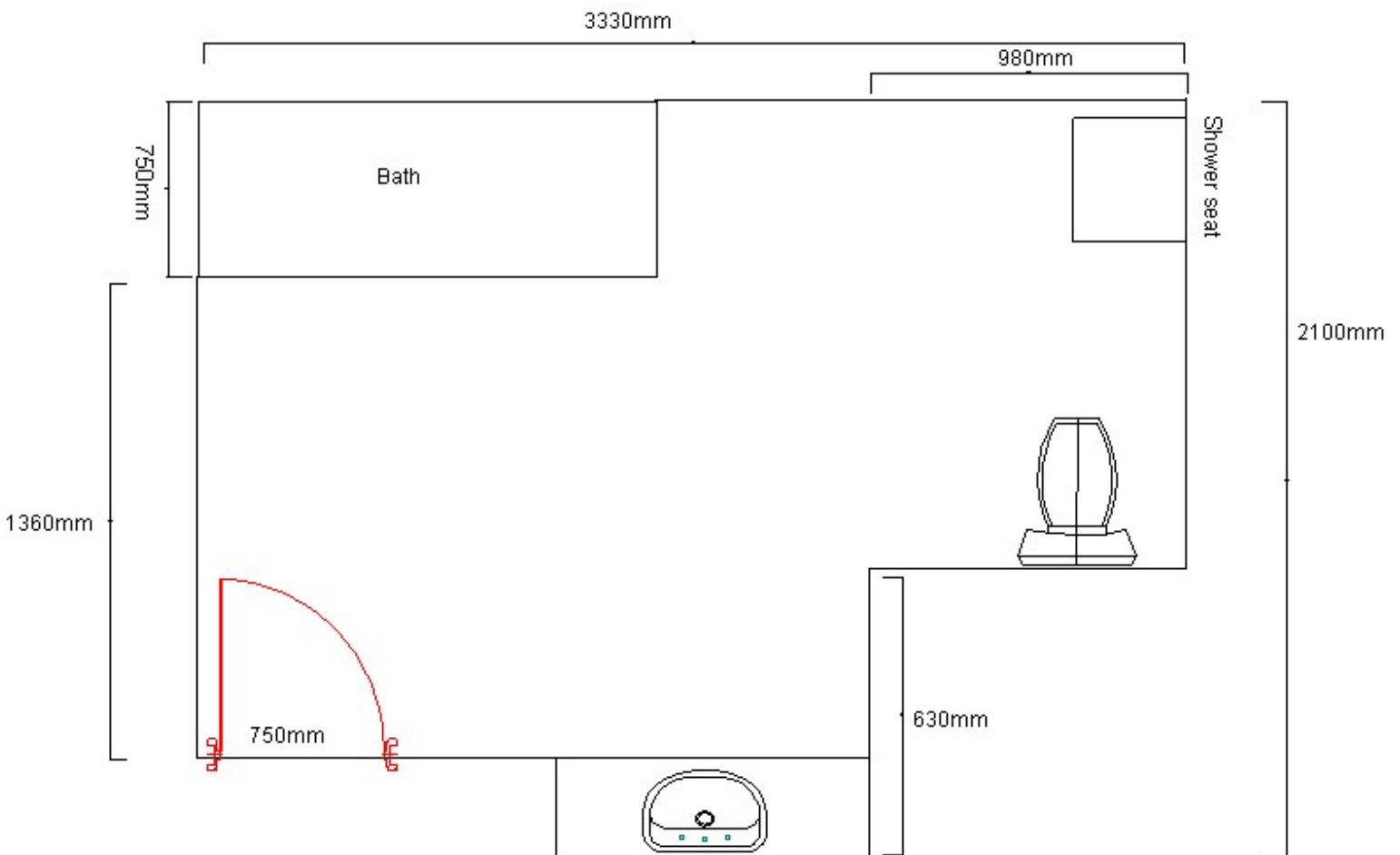
Bathroom:

Door: 750mm wide swing door that is light to open with a 25mm threshold at the doorway. The door has a circular door knob and there is no locking device.

Pan height: 470mm high.

Basin height: 860mm.

Shower: Hand held shower and small wall mounted fold down seat.




Room facilities:

- TV with remote control
- Volume control telephone
- Lowered light switches
- Wall mounted controlled air conditioning at standing height

Seasons on Wellington:

Buffet breakfast is served daily. Access to the restaurant is via three steps or a 3m long, carpeted ramp with a gradient of 1:8. The buffet tables are at sitting height and a side approach is required. Tables are moveable and have a central pedestal and chairs are 470mm high and have no armrests. The cashier counter is at standing height. The table menu is in good colour contrast in a serif font. There is space within the restaurant to accommodate wheelchairs of all sizes.



Ovations Bar:

Located off the hotel foyer, up three steps.

Pool:

Location: Located up a flight of stairs only, from level seven.

Guest Laundry: Located on level three. There is a doubled leaf entrance door with the opening side being 610mm wide. There is a 75mm lip up to the appliances with a space of 700mm in front of the top loading washing machine. Past the washing machine there is a front loading dryer with 970mm between the dryer and the wall.

Information prepared for the City of Perth, November 2004 & February 2007.

Care has been taken to ensure the accuracy of this information however no guarantee is given that the facility is fully accessible.

Please advise the City of Perth of any access changes since publication.

This Report Template has been designed for use in the 'You're Welcome; WA Access Initiative' project only. It is not intended for any other purpose.

© Disability Services Commission 2005