MINUTES

FINANCE AND ADMINISTRATION COMMITTEE

2 JUNE 2015

APPROVED FOR RELEASE

GARY STEVENSON PSM
CHIEF EXECUTIVE OFFICER

CITY *of* PERTH

MINUTES

FINANCE AND ADMINISTRATION COMMITTEE

2 JUNE 2015

THESE MINUTES ARE HEREBY CERTIFIED AS CONFIRMED

PRESIDING MEMBER'S SIGNATURE

T. F. Davidson

DATE: 23/6/15.

FINANCE AND ADMINISTRATION COMMITTEE

INDEX

Item	Description	Page
FA122/15	DECLARATION OF OPENING	1
FA123/15	APOLOGIES AND MEMBERS ON LEAVE OF ABSENCE	1
FA124/15	QUESTION TIME FOR THE PUBLIC	1
FA125/15	CONFIRMATION OF MINUTES	2
FA126/15	CORRESPONDENCE	2
FA127/15	DISCLOSURE OF MEMBERS' INTERESTS	2
FA128/15	MATTERS FOR WHICH THE MEETING MAY BE CLOSED	3
FA129/15	INVESTMENTS AND INVESTMENT RETURNS FOR THE PERIOD ENDED 30 APRIL 2015	4
FA130/15	FINANCIAL STATEMENTS AND FINANCIAL ACTIVITY STATEMENT FOR THE PERIOD ENDED 30 APRIL 2015	7
FA131/15	FINANCIAL ASSISTANCE GRANTS TO LOCAL GOVERNMENT	8
FA132/15	CITY OF PERTH 2015/16 ANNUAL BUDGET	10
FA133/15	DE-ACCESSION AND TRANSFER OF ARTWORKS FROM THE CITY OF PERTH ART COLLECTION	23
FA134/15	PERTH PUBLIC ART FOUNDATION INCORPORATED – THREE YEAR SPONSORSHIP AND PRINCIPAL PARTNERSHIP AGREEMENT WITH THE CITY OF PERTH 2015 – 2018	28
FA135/15	CITY OF PERTH PUBLIC ART STRATEGY – ADOPTION AND PUBLICATION	34
FA136/15	CITY OF PERTH BILL 2015 TO CREATE A CITY OF PERTH ACT	38
FA137/15	MAJOR LAND TRANSACTION - ISPT AND THE CITY OF PERTH - FORREST CHASE WALKWAYS REDEVELOPMENT AND ONGOING MANAGEMENT ARRANGEMENTS	47
FA138/15	ANNUAL REVIEW - DELEGATED AUTHORITY REGISTER	49
FA139/15	DEFINED BENEFITS SUPERANNUATION PLAN	54
FA140/15	PROPOSED SURRENDER OF LEASE AND NEW LEASE - CNR CAFE– NORTHBRIDGE PIAZZA	55

Item	Description	Page
FA141/15	MOTIONS OF WHICH PREVIOUS NOTICE HAS BEEN GIVEN	60
FA142/15	GENERAL BUSINESS	60
FA143/15	ITEMS FOR CONSIDERATION AT A FUTURE MEETING	61
FA144/15	CLOSE OF MEETING	61

Minutes of the meeting of the City of Perth **Finance and Administration Committee** held in Committee Room 1, Ninth Floor, Council House, 27 St Georges Terrace, Perth on **Tuesday, 2 June 2015**.

MEMBERS IN ATTENDANCE

Cr Davidson	-	Presiding Member
Cr Butler		
Cr Yong		

OFFICERS

Mr Stevenson	-	Chief Executive Officer
Mr Mileham	-	Director City Planning and Development
Mr Forster	-	Director City Infrastructure and Enterprises
Mr Mianich	-	Director Corporate Services
Mr Dunne	-	Director City Services
Mr Quinlivan	-	Executive Officer (Departed the meeting at 4.31pm)
Mr Ridgwell	-	Manager Governance
Mr Richards	-	Manager Finance
Mr White	-	Chief Accountant (Departed the meeting at 4.37pm)
Mr Mulcahy	-	Senior Management Accountant (Departed the meeting at 4.37pm)
Mr McKay	-	Temporary Public Art Program Coordinator (Departed the meeting at 4.27pm)
Mr Holland	-	Senior Communications and Public Relations Officer (Departed the meeting at 4.19pm)
Ms Napier	-	Manager Community Services (Departed the meeting at 4.31pm)
Ms Best	-	Governance Officer

GUESTS AND DEPUTATIONS

Nil

FA122/15 DECLARATION OF OPENING

4.00pm The Presiding Member declared the meeting open.

FA123/15 APOLOGIES AND MEMBERS ON LEAVE OF ABSENCE

Nil

FA124/15 QUESTION TIME FOR THE PUBLIC

Nil

FA125/15 CONFIRMATION OF MINUTES

Moved by Cr Butler, seconded by Cr Yong

That the minutes of the meeting of the Finance and Administration Committee held on 12 May 2015 be confirmed as a true and correct record.

The motion was put and carried

The votes were recorded as follows:

For: Crs Davidson, Butler and Yong

Against: Nil

FA126/15 CORRESPONDENCE

Nil

FA127/15 DISCLOSURE OF MEMBERS' INTERESTS

Member / Officer	Minute No.	Item Title.	Nature / Extent of Interest
Ian Berry Finance Project Coordinator	FA139/15	Defined Benefits Superannuation	Direct Financial Interest – Nature: Financial Extent: Member of the Defined Benefits Superannuation Scheme
Robert Mianich Director Corporate Services	FA139/15	Defined Benefits Superannuation	Direct Financial Interest - Nature: Financial Extent: Member of the Defined Benefits Superannuation Scheme
Doug Forster Director Infrastructure and Enterprises	FA139/15	Defined Benefits Superannuation	Direct Financial Interest – Nature: Financial Extent: Member of the Defined Benefits Superannuation Scheme
Garry Dunne Director City Services	FA139/15	Defined Benefits Superannuation	Direct Financial Interest - Nature: Financial Extent: Member of the Defined Benefits Superannuation Scheme

Elizabeth Napier Manager Community Services	FA139/15	Defined Benefits Superannuation	Direct Financial Interest – Nature: Financial Extent: Member of the Defined Benefits Superannuation Scheme
Con White Chief Accountant	FA139/15	Defined Benefits Superannuation	Direct Financial Interest - Nature: Financial Extent: Member of the Defined Benefits Superannuation Scheme

FA128/15 MATTERS FOR WHICH THE MEETING MAY BE CLOSED

In accordance with Section 5.23(2) of the *Local Government Act 1995*, the meeting will be required to be closed to the public prior to discussion of the following:

Item No.	Item Title	Reason
Confidential Item FA139/15	Defined Benefits Superannuation Plan	s. 5.23(2)(e)(iii)

In accordance with Section 5.23(2) of the *Local Government Act 1995,* should an Elected Member wish to discuss the content of the Confidential Schedules listed below, it is recommended that Committee resolve to close the meeting to the public prior to discussion of the following:

Schedule No.	Minute No. and Item Title	Reason
Confidential Schedule 9	Item FA134/15 - Perth Public Art Foundation Incorporated – Three Year Sponsorship and Principal Partnership Agreement with the City of Perth 2015 – 2018	s. 5.23(2)(a)
Confidential Schedule 24	Item FA139/15 - Defined Benefits Superannuation Plan	s. 5.23(2)(e)(iii)
Confidential Schedule 25	Item FA139/15 - Defined Benefits Superannuation Plan	s. 5.23(2)(e)(iii)
Confidential Schedule 26	Item FA140/15 – Proposed Surrender of Lease and New Lease – CNR Café – Northbridge Piazza	s. 5.23(2)(e)(iii)

FA129/15 INVESTMENTS AND INVESTMENT RETURNS FOR THE PERIOD ENDED 30 APRIL 2015

BACKGROUND:

FILE REFERENCE:	P1030634-13
RESPONSIBLE UNIT:	Finance
RESPONSIBLE DIRECTORATE:	Corporate Services Directorate
DATE:	13 May 2015
MAP / SCHEDULE:	Schedule 1 – Investment Report for the period ended 30 April 2015, Short Term Investments and Institutional Credit and Ratings

Investments are made in accordance with Policy 9.3 – Management of Investments. The policy sets objectives and risk management guidelines for investing surplus and reserve funds not immediately required for any other purpose.

This report reviews the results for the month of April 2015.

LEGISLATION / STRATEGIC PLAN / POLICY:

Legislation	Section 6.14 of the *Local Government Act 1995* Regulation 19C of the *Local Government (Financial Management) Regulations 1996*
Integrated Planning and Reporting Framework Implications	**Strategic Community Plan** Council Four Year Priorities: Community Outcome Capable and Responsive Organisation A capable, flexible and sustainable organisation with a strong and effective governance system to provide leadership as a capital city and deliver efficient and effective community centred services.

Policy
Policy No and Name: 9.3 – Management of Investments

DETAILS:

	Actual $	**Budget $**	**Variation $**
Interest Earnings	289,069	348,338	<59,269>

Average Rate	2.95%
Benchmark Rate	2.21%
RBA Cash Rate	2.25%

*Figures exclude rate arrears.

Call Accounts

Balance at 30 April 2015	$23.9 million
Interest Earned	$28,438
Rate for balances over $2 million	2.75%

Note

To ensure that the Municipal cash balance is sufficient for the demands of the financial year end, funds have not been invested in term deposits that mature after 30 June. With the Reserve Bank cutting the cash rate to 2% on 5 May and the effect of the rate cut already priced into term deposit rates, the best short term interest return has been the At Call rate of 2.75% this has resulted in a significant increase in funds at call at the end of April.

Term Deposits

Balance at 30 April 2015	$97.8 million
Interest Earned	$314,858
Average Rate (Municipal funds)	3.96%
Most Recent Rate (Municipal funds)	2.90%

Other Investments

	Interest Earned $	Interest Rate %
Westpac Floating Rate Notes	9,096	3.67
Emerald Mortgage Backed Security	12,022	3.16
Colonial Share Index Balanced Fund	<75,346>	<18.69%>

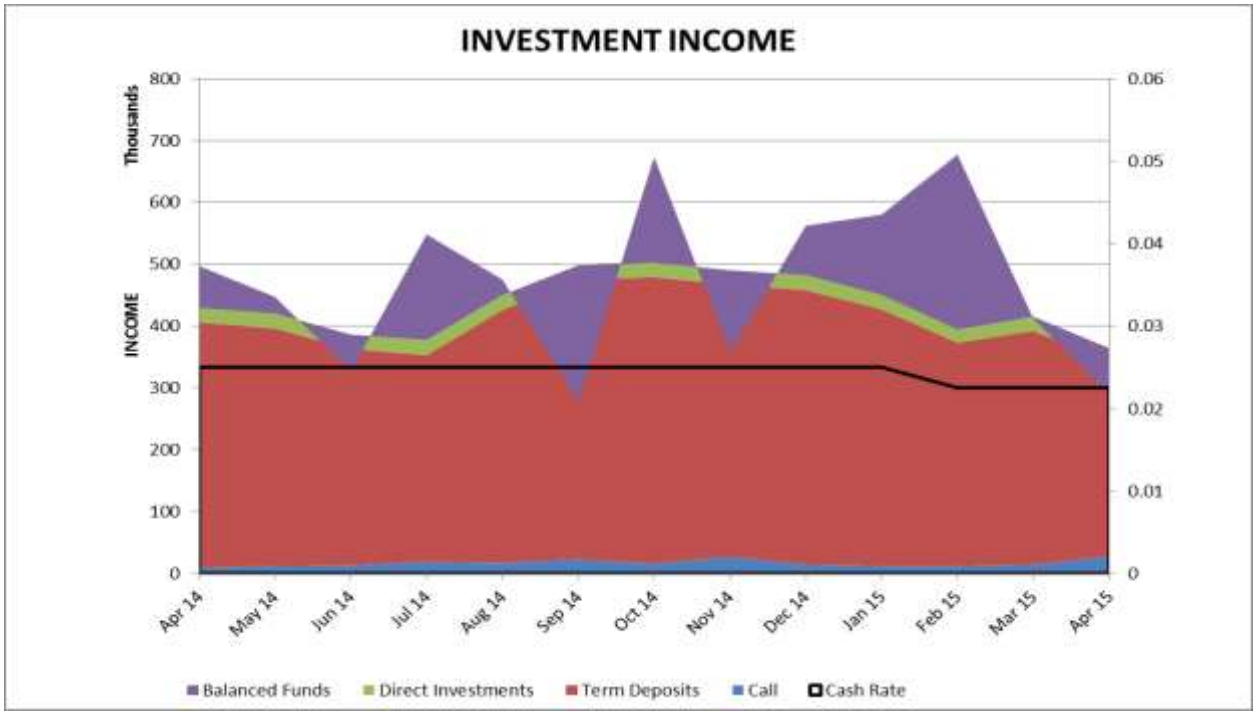

Spread of Investments

The City's exposure to investment institutions is as follows:

ANZ	11%
ING	9%
Bank of Queensland	17%
BankWest	10%
NAB	30%
Suncorp Metway	5%
Others	18%
	100%

FINANCIAL IMPLICATIONS:

Reported investment earnings (excluding interest on rates arrears) at $289,069, after Trust Account adjustments, were $59,270 below budget in April.

COMMENTS

The City continues to adhere to its policy of obtaining the best returns commensurate with risk and the constraints imposed by the State Government regulations.

Moved by Cr Butler, seconded by Cr Yong

That the Finance and Administration Committee receives the report detailing investments and investment returns for the period ended 30 April 2015, as detailed in Schedule 1.

The motion was put and carried

The votes were recorded as follows:

For: Crs Davidson, Butler and Yong

Against: Nil

FA130/15 FINANCIAL STATEMENTS AND FINANCIAL ACTIVITY STATEMENT FOR THE PERIOD ENDED 30 APRIL 2015

BACKGROUND:

FILE REFERENCE:	P1014149-25
REPORTING UNIT:	Finance
RESPONSIBLE DIRECTORATE:	Corporate Services
DATE:	13 May 2015
MAP / SCHEDULE:	Schedule 2 – Financial Statements and Financial Activity Statement for the period ended 30 April 2015

LEGISLATION / STRATEGIC PLAN / POLICY:

Legislation	Section 6.4(1) and (2) of the *Local Government Act 1995* Regulation 34(1) of the *Local Government (Financial Management) Regulations 1996*
Integrated Planning and Reporting Framework Implications	**Strategic Community Plan** Council Four Year Priorities: Community Outcome Capable and Responsive Organisation A capable, flexible and sustainable organisation with a strong and effective governance system to provide leadership as a capital city and deliver efficient and effective community centred services.

DETAILS:

The Financial Activity Statement is presented together with a commentary on variances from the revised budget.

FINANCIAL IMPLICATIONS:

There are no direct financial implications arising from this report.

COMMENTS:

The Financial Activity Statement commentary compares the actual results for the ten months to 30 April 2015 to the February Revised Budget 2014/15 adopted by Council on 17 March 2015.

Moved by Cr Yong, seconded by Cr Butler

That Council approves the Financial Statements and the Financial Activity Statement for the period ended 30 April 2015 as detailed in Schedule 2.

The motion was put and carried

The votes were recorded as follows:

For: Crs Davidson, Butler and Yong

Against: Nil

FA131/15 FINANCIAL ASSISTANCE GRANTS TO LOCAL GOVERNMENT

BACKGROUND:

FILE REFERENCE:	P1008000-6 – 63641/15
REPORTING UNIT:	Finance
RESPONSIBLE DIRECTORATE:	Corporate Services Directorate
DATE:	25 May 2015
MAP / SCHEDULE:	Schedule 3 – ALGA / WALGA – Letter to LM re Financial Assistance Grants to Local Government

Financial Assistance Grants (FAGs) are a vital part of the revenue base of all councils, and this year councils will receive $2.3 billion from the Australian Government under this important program.

The Government's decision in the 2014 Federal Budget to freeze the indexation of FAGs for three years beginning in 2014/15 will unfortunately cost local governments across Australia an estimated $925 million by 2017/18.

For 2014/15, the City's Financial Assistance Grant allocation will be $839,397. This is an untied grant which will be spent on road maintenance and renewal.

LEGISLATION / STRATEGIC PLAN / POLICY:

Legislation	Section 6.4(1) and (2) of the *Local Government Act 1995* Regulation 34(1) of the *Local Government (Financial Management) Regulations 1996*
Integrated Planning and Reporting Framework Implications	**Strategic Community Plan** Council Four Year Priorities: Community Outcome Capable and Responsive Organisation A capable, flexible and sustainable organisation with a strong and effective governance system to provide leadership as a capital city and deliver efficient and effective community centred services.

DETAILS:

The Australian Local Government Association (ALGA) and the Western Australian Local Government Association (WALGA) are seeking the support of the Council for advocacy to have the Federal Government reverse the decision to freeze the indexation of FAGs.

While the FAGs are paid through each state's Local Government Grants Commission, the funding originates with the Commonwealth and it is important it is recognised as such. The City of Perth, and every other local government in Australia, have been asked to pass a resolution acknowledging the importance of the Commonwealth's Financial Assistance Grants in assisting Council to provide important community infrastructure.

Council is also being asked to acknowledge the receipt of Financial Assistance Grants from the Commonwealth in media releases and Council publications, including the City's annual report to highlight the importance and impact of the grants.

FINANCIAL IMPLICATIONS:

The Financial Assistance Grant is not a significant source of revenue for the City of Perth and in 2015/16 is estimated to be approximately 0.5% of total revenue.

Moved by Cr Butler, seconded by Cr Yong

That Council:

1. acknowledges the importance of federal funding through the Financial Assistance Grants program for the continued delivery of Council's services and infrastructure;

(Cont'd)

2. acknowledges that Council will receive $839,397 in 2014/15; and

3. identifies the receipt of Federal Government funding in relevant Council publications.

The motion was put and carried

The votes were recorded as follows:

For: Crs Davidson, Butler and Yong

Against: Nil

Meeting Note: Cr Butler requested it be noted that the Financial Assistants Grants is a small portion of the overall revenue for City of Perth being only 0.5%.

FA132/15 CITY OF PERTH 2015/16 ANNUAL BUDGET

BACKGROUND:

FILE REFERENCE:	P1031135
REPORTING UNIT:	Finance
RESPONSIBLE DIRECTORATE:	Corporate Services Directorate
DATE:	25 May 2015
MAP / SCHEDULE:	Schedule 4– 2015/16 Annual Budget

Section 6.2(1) of the *Local Government Act 1995* requires the Annual Budget of the City to be presented for the next financial year to Council for adoption after 1 June and before 31 August of the next financial year. The 2015/16 Annual Budget will be presented to Council at its meeting on **9 June 2015**.

The result is prepared in accordance with the strategic objectives of the Long Term Financial Plan 2014 – 2024 and incorporates the differential rates reported separately and which, in accordance with the *Local Government Act 1995*, were published on 7 May 2015 to allow at least twenty one days for public comment prior to the budget being brought down.

LEGISLATION / STRATEGIC PLAN / POLICY:

Legislation	Section 6.2 of the *Local Government Act 1995* Parts 3 and 5 of the *Local Government (Financial Management) Regulations 1996*
Integrated Planning	**Corporate Business Plan**

and Reporting Framework Implications	Council Four Year Priorities: Capable and Responsive Organisation S18 Strengthen the Capacity of the Organisation

Policy
Policy No and Name: 9.1 – Budget Policies

DETAILS:

The Annual Budget includes the 2015/16 Financial Statements, notes which form part of the budget and supporting schedules address all statutory financial requirements imposed on the City and comply with the Australian Accounting Standards.

The operating surplus including capital grants and significant items amounts to $16.9 million (2014/15 estimate is $201.4 million after including $184.3 million for the revaluation of infrastructure assets).

Revenue

- Operating Revenue in 2015/16 will grow by 6.6% (compared to the 2014/15 estimate) to $197.8 million, not including capital grants and contributions of $6.8 million. Total revenue amounts to $204.6 million.

- Rates are forecast to be $82.7 million which constitutes 40.4% of total revenue and compares with 40.5% in the current year estimate. It should be noted however, that capital grants and contributions are significantly higher in the budget year 2015/16.

- Rates to be raised are $454,000 less than predicted in the Long Term Financial Plan due to a slowdown in previously anticipated growth during 2014/15.

- Parking revenue shows a decrease of $375,000 to $ 78.2 million against the 2014/15 Budget. A number of factors are contributing to this predominantly as a result of the downturn in the resources boom, other general economic conditions, changing trends of using alternative transport means and loss of bays affected by construction activity in the City. A review of the pricing strategy ranged to respond flexibly to market conditions, has been undertaken to counter these effects and help reverse this trend. However, it should be noted that pricing is mainly driven by the need to recover the increase in the Parking Levy of $3.1 million. The forecast for the budget year 2015/16 remains marginally below the original budget for the 2014/15 year.

- Fines and costs are forecast to grow to $10.4 million as a result of increases in parking penalties.

- Interest and investment income has been projected on the basis of continuing high levels of capital projects expenditure and increased operating costs. The

lower interest rate climate is expected to continue over the medium to longer term, and average investment earnings are below their previous levels.

- Community Service fees reflect higher fees at the Citiplace Child Care Centre to offset the increased cost of providing the service in order to accommodate anticipated changes to the Federal regulations.

- Rubbish collection fees are set at $7.2 million (compared to $6.1 million in 2014/15) to recover recent increases in the State Government's Landfill Levy. Further increases have been foreshadowed over the next five years. An additional fee based on full cost recovery for residential services covering co-mingled recycling services, plus re-pricing of services for larger bins to offset competitive suppliers to commercial businesses, are budgeted to generate additional revenue.

- Rental and Hire charges are mainly affected by the vacating of the Council House Level 2 accounting for a reduction of $341,000 compared to the previous budget.

- Recurrent Grants decline owing to reductions in the Christmas Pageant grant of $150,000 grant and $217,000 for the Black Spot program.

- Other revenue declines mainly because an additional Lotterywest Grant received in 2014/15 for the Christmas Pageant of $300,000, will not occur again in 2015/16.

Expenditure

- Total operating expenditure at $189.5 million represents an increase of 6.3% over the budget for 2014/15 (compared to a 10.9% increase over the 2014/15 estimate). This includes the impact of increases in State Government levies including the parking levy from $14.0 million to $17.1 million representing a 21.9% increase (26.5% in 2014/15) and increase in the waste levy in the second half of the year.

- Total expenditure compares favourably with the Long Term Financial Plan 2014 – 2024 and is slightly lower than the projected. However the fall off in revenue in contrast to increasing costs will require containment of future growth in operating costs to restore longer term financial sustainability.

- Employee costs have been trimmed of budgeted vacancies and replaced with a general provision rather than for specific Business Units. A vacancy factor of $2.4 million has been built into salary, wages and related on costs to allow for time lags in filling vacancies and providing for a reduction in labour costs overall. The total employee costs budgeted is in line with the level in the Long Term Financial Plan.

- Materials and Contracts have increased by 6.7% which is above CPI but is accounted for by demolition costs of the bridge at Raine Square of $1.2 million. Heavier maintenance costs (particularly cleaning), initial commissioning costs regarding the operation of the new library, additional costs relating to the Child Care Centre, upgrades to the Murray Street Mall, tipping fees and the River Wall repairs.

- Utilities expense recognises the 4.5% increase out of the State Budget. The street lighting expense is estimated to reduce marginally after a saving through the introduction of induction lighting in car parks in the current year.

- Insurance expenditure is as advised by the City's insurance brokers and shows a small decline on the previous year.

- Depreciation is estimated to increase in line with the original level predicted in the 2014/15 budget following the uptake of the revalued infrastructure assets.

- The other expenditure increase is the parking levy which is partly offset by reductions in donations and sponsorships and other discretionary expenses.

Other Comprehensive Income Items

- Capital grants and contributions have been forecast conservatively. Major items include $2.5 million for upgrades to the Supreme Court Gardens to support the Elizabeth Quay project, $2.5 million from the State Government for the design and construction of a shared path along Roe Street and a contribution of $1.0 million for works at the Perth Concert Hall.

- Disposals/Write Offs of assets increases in the budget year and includes the demolition of the Raine Square Bridge. This assumes that strict policy applications of asset disposals in terms of timely advice of assets scrapped and appropriate depreciation rates at residual values will be maintained.

Significant Items

- The cash distribution from Tamala Park Regional Council is predicted to increase to $1.83 million as sales of land at Catalina Estate increases.

- The initial recognition of assets relates to infrastructure assets revalued and brought to account in the current year. These are estimated and are subject to final audit.

- The contribution of assets to Elizabeth Quay during the construction phase of the project was approved by Council earlier in the current year.

Rate Setting Statement

The Rate Setting Statement determines the quantum of rates to be raised and reconciles to other schedules in the budget including the Statement of Comprehensive Income.

- Debt redemption comprises principal repayments on parking assets and the Perth City Library and Public Plaza projects.

- Transfers to Reserves include appropriations as determined by the City to meet future specific expenditure needs and includes a reserve for funding the annual Parking Levy. Distributions from the Tamala Park Regional Council in respect of sale of land over a development period of up to ten years are set aside in the Enterprise and Initiative Reserve for future strategic projects and investments.

- Transfers from Reserves are detailed in the Capital Expenditure schedule as regards capital funding and additionally includes operating funding mainly catering for the parking levy and bulk of the deficit in rubbish removal.

- Carry forwards represent anticipated capital carry forwards from 2014/15 based on current trends.
- Proceeds from asset sales reflect fleet and plant realisations.

- With delays to any potential Newcastle Street Car Park redevelopment, no additional new loan borrowing is anticipated in 2015/16.

- Sales of assets are used to assist in funding new capital expenditure particularly in the mobile plant and machinery category.

Capital Budget

The total capital budget for 2015/16 is proposed to be $59.6 million of which $14.0 million represents carry forwards from 2014/15. The City of Perth Library and Public Plaza Project is now reporting a carry forward of $3.8 million.

Major projects for 2015/16 year include:

Project Description	$
Perth Concert Hall – Mechanical, electrical and hydraulic works	3.5 million
The City of Perth Library and Public Plaza Project - finalisation	5.8 million
Barrack Street – Two way street program	4.8 million
Supreme Court Gardens upgrade	2.5 million
Roe Street / Railway Street – shared path	2.5 million

Museum Street streetscape (CIT precinct plan)	2.8 million
Murray Street (Elder St to Thomas St) – Two way program	1.7 million
St Georges Terrace – Streetscape – Treasury Footpath	2.0 million

Funding	$
Carry Forwards from 2014/15	14.0 million
Reserves	12.8 million
Capital grants and contributions	5.9 million
Sale of assets	1.4 million
General purpose funds	25.5 million
TOTAL	59.6 million

- Carry forwards are not yet finalised and could increase further in the final accounts for the current year based on trends from previous years.
- The balance to be drawn from reserves is reasonable and relates to the capital expenditure types normally funded from reserves.
- Capital grants and contributions relate to roads, Supreme Court Gardens, Concert Hall and Roe Street projects.
- Sale of assets comprises fleet and plant realisations on purchase of replacements.

Balance Sheet

The balance sheet at both 30 June 2015 and 2016 show the net asset position of the City at about $1.25 billion after revaluation of infrastructure assets.

- Cash and investments have improved to $107 million and $110 million respectively. Not included in this total are $2.7 million of non-current investments that are non-liquid being equity in Tamala Park and Mindarie Regional Councils.

- Trade and other receivables reflect anticipated lower receivables, deposits and prepayments in the budget year and higher provision for doubtful debts (principally modified penalties) being the main reasons.

- Work in progress fluctuates and anticipates reducing recoverable works as construction activity in the City slows in the near future to more average levels.

- Inventories vary with the capital works program and are stable.

- Property plant and equipment increased significantly during 2014/15 reflecting the take up of infrastructure following the initial recognition of assets at 30 June 2014 and the revaluation exercise undertaken internally in the current year. At this stage preliminary information only is available and the extent of the revaluation of property, land and buildings is estimated at $66.7 million not added to the accounts. The remaining classes of infrastructure are to be revalued in 2015/16. Revaluation of computers, furniture and fittings and art are not expected to be material.

- An estimate is not available as to any change to the value of investment property.

- Current liabilities in 2015/16 Budget have increased compared to those at 30 June 2014 with creditors rising by $6.0 million mainly reflecting delays in major projects.

- Leave entitlements remain steady as the encouragement of taking leave will offset growth in numbers and salary levels.
- The reduction of $13.2 million in non-current financial liabilities represents mainly principal loan repayments with no new borrowing next year.

- Provisions increase is mainly due to the increase in provision for the PCEC equipment expenditure.

- The Accumulated Surplus increase reflects the surplus for the year and the impact of recognising Infrastructure assets not previously recorded.

Reserves

The City has fifteen reserves. The main purpose of establishing reserves at the City is to accumulate resources to provide funding for large projects occurring in future years enabling drawdowns to occur when needed.

A new reserve is created in the Annual Budget 2015/16 to provide for funding of public works of art and future strategies as articulated in the Public Art Strategy plan.

- Concert Hall Refurbishment and Maintenance is available to fund capital maintenance of the Hall and may be utilised to assist with future major expenditure at the Concert Hall (e.g. WASO).

- Refuse Disposal and Treatment is used to fund both the deficit on refuse operations and the purchase of refuse disposal capital equipment. It will be considerably reduced during the budget year. The estimated deficit comprises a further $1.9 million withdrawal and includes funding of the purchase of two new refuse trucks and one replacement truck carried forward amounting $621,000 and the balance being the amount required to fund the operating deficit.

- Community Recreation Centres and Facilities Reserve is being fully utilised to fund the Queens Park facilities in 2014/15.

- Asset Enhancement is the City's major asset improvement reserve and has previously been used to assist in the funding of mainly City Design projects and the contributions to the Perth City Link. With the deferrals of a number of major City Design projects, the reserve is not being used as intensively as a significant funding source in this budget year. The City of Perth Library is being funded by loan and general funds.

- Art Acquisition is used to fund art purchases at the City on an as required basis.

- Street Furniture Replacement has not been extensively drawn and is budgeted in 2015/16 to be utilised to fund new street litter bin enclosures designed to increase the bin capacity and provide additional recycling bins.

- Heritage Incentive caters for heritage incentives for properties on the heritage register.

- Employee Entitlements is a reserve set up to enable the non-current portion of long service leave to be recognised for rate setting purposes.

- PCEC Fixed Plant Replacement is similar to the Employee Entitlements Reserve and enables the recognition in the Rate Setting Statement of a non-current liability arising through the consumption of stationery plant at the PCEC which is not owned by the City but for which the City has a responsibility to replace when needed.

- Parking Facilities Development Reserve assists with funding of parking capital equipment and new parking facilities.

- Parking Levy is a short-term reserve set up to enable payment of the City's annual liability to the State Government for the levy which occurs early in the new financial year. This year the City has provided $17 million out of general funds to cover the levy due on 1 July 2015 because of the impact of an increase generated in the State Budget.

- David Jones Bridge is a small reserve set up to fund major maintenance and the ultimate replacement of the Murray Street Bridge.

- Bonus Plot Ratio Contribution is a reserve that has never been utilised and is to be utilised to fund streetscape improvements in specific areas applicable to the locations in which the bonus contribution was raised.

- Enterprise and Initiatives Reserve was set up out of the cash proceeds derived from the City's share of the Tamala Park Regional Council's Catalina project to fund strategic initiatives that will improve effectiveness and efficiencies in the City.

- The Public Art Reserve is established to provide sufficient financial capacity to deliver new commissions of enduring public art identified in the City's Public Art Strategy and any associated strategic plans developed for public art.

In the budget year after appropriation, investment earnings and drawdowns and the total reserve funds have remained at $85.6 million. As projected capital expenditure recovers, it is anticipated that reserves will be more intensively utilised as a funding source.

Fees and Charges

Fees and charges include a 60% increase in Reserve Hire fees. In previous years reserve hire fees have been kept relatively low to encourage activation of the City's reserves and to attract visitors to the city. As a result of the fee increase, the City may see an increase in requests for sponsorship from event organisers looking to offset the increased cost of putting on events, with potential flow-on effects in relation to the budgeting and allocation of sponsorship. There is also a potential issue with events planned for early in the new financial year that have sponsorship arrangements in place which would not have taken into account the increase in reserve hire fees.

FINANCIAL IMPLICATIONS:

The 2015/16 City of Perth budget has been developed in consideration with the draft Corporate Business Plan (2015 – 2019) and associated Long Term Financial, Corporate Asset Management and Workforce Plans.
All figures quoted in this report are exclusive of GST.

COMMENTS AND CONCLUSIONS:

- Operating revenue is growing 6.6% above the estimate for 2014/15 whilst operating expenditure is increasing by 10.9%. This trend will be closely monitored in long term financial planning to ensure this gap closes.

- Depreciation has increased back to its previous level following take up of revalued assets. The timing of major projects being closed out and then capitalised has adversely impacted recognition of depreciation and efforts are being made to improve this.

- In the estimate for 2014/15 a non-cash adjustment of $184.3 million has been taken up to recognise infrastructure assets revalued internally.

- Budget adjustments have been made to recognise the impact of the State Government charges such as increased parking and landfill levies, together with higher water and electricity prices arising from the State Budget. The City has increased revenue expectations from parking and rubbish disposal to offset these increases.

- $800,000 has been allowed as the cost of transition management for the restructure of the New City of Perth. There will be further costs associated with the boundary adjustments in future budgets.

- The Annual Budget for 2015/16 allows for estimated operational funding of the Elizabeth Quay of $1.7 million, with future projections to be included in the Long Term Financial Plan 2015/16 – 2024/25. In the absence of any detailed information from the MRA as of 21 May 2015, estimations have been undertaken by the City.

- The City has maintained the proportion of rates to total revenue due to its strong revenue diversity and the significant contributions from its parking business.

Moved by Cr Yong, seconded by Cr Butler

That Council, BY AN ABSOLUTE MAJORITY, adopts the City of Perth 2015/16 Annual Budget as detailed in Schedule 4, inclusive of the following:

1. OPERATING STATEMENT

The Operating Statement showing an increase in Net Assets resulting from operations of $16.9 million;

2. CASH FLOW STATEMENT

The Cash Flow Statement showing a net increase in cash held for the year of $3.0 million;

(Cont'd)

3. RATE SETTING STATEMENT

The Rate Setting Statement showing a requirement to raise $82.7 million in rates to fund the budget deficit;

4. CAPITAL EXPENDITURE

The Capital Expenditure budget totals $59.6 million;

5. STATEMENT OF FINANCIAL POSITION

The Statement of Financial Position showing $1,264 million in net assets as at 30 June 2016;

6. NOTES TO AND FORMING PART OF THE BUDGET

The Notes to and forming part of the budget and supporting Schedules;

7. SETTING THE RATES AND LEVYING CHARGES

Set the rates and levy the charges for the 2015/16 financial year as follows:

7.1 Differential Rates

Differential rates based on the predominant purpose for which the land is held to be adopted as follows:

a. Commercial – 5.0032 cents in the dollar;
b. Office – 2.9079 cents in the dollar;
c. Residential – 4.4107 cents in the dollar;
d. Vacant Land – 5.8157 cents in the dollar;

7.2 Minimum Rate Payment

A minimum rate payment of $685 per annum to be imposed pursuant to Section 6.35 of the Local Government Act 1995 in respect of any rateable land within the City;

(Cont'd)

8. RATE PAYMENT OPTIONS

In accordance with Section 6.45 of the Local Government Act 1995, provide the options of one, two or four instalments for the payment of rates, with interest (subject to legislative change) and administration fees applicable as follows:

8.1 5.5% per annum interest to be charged if either a two or four instalment option is selected;

8.2 An administration charge of $45 is to be applied to the two and four instalment options if selected;

9. LATE PAYMENT INTEREST

9.1 Subject to legislative change, the rate of interest to be imposed on rates and service charges that remain unpaid after the due date is to be set at 11% and be applied from the due date for payment;

9.2 Subject to legislative change, the interest rate of 11% to be imposed on any debt other than rates that remains unpaid calculated daily from the due date until the date of payment;

10. HERITAGE RATE CONCESSION

In accordance with Section 6.47 of the Local Government Act 1995, continue the Heritage Rate Concession Scheme (Council Policy 9.2 refers), introduced to support the retention of the City's heritage, for the 2015/16 financial year;

11. INNER CITY LIVING CONCESSION

In accordance with Section 6.47 of the Local Government Act 1995, continue the Inner City Living Concession Scheme for properties which are the subject of an existing approval for the 2015/16 financial year;

(Cont'd)

Note that after having achieved the purpose for which it was introduced, the Inner City Living Concession is to be withdrawn once the 2015/16 existing concessions expire;

12. FEES AND CHARGES

The schedule of fees and charges to be applied during the 2015/16 financial year;

13. MATERIAL VARIANCE REPORTING

In accordance with Regulation 34(5) of the Local Government (Financial Management) Regulations 1996 and AASB 1031 Materiality, the level to be used in statements of financial activity in 2015/16 for reporting material variances shall be 5% of the budget base or $100,000, whichever is the greater;

14. REFUSE DISPOSAL AND TREATMENT RESERVE

Approves the drawdown of $4,921 from the Refuse Disposal Treatment Reserve to the Accumulated Surplus to fund the increase in the estimated deficit for refuse removal in 2014/15 financial year;

15. PARKING LEVY RESERVE

Approves the allocation of $3,115,588 from the Accumulated Surplus to the reserve to fund the increase in the Parking Levy for 2015/16.

The motion was put and carried

The votes were recorded as follows:

For: Crs Davidson, Butler and Yong

Against: Nil

FA133/15 DE-ACCESSION AND TRANSFER OF ARTWORKS FROM THE CITY OF PERTH ART COLLECTION

BACKGROUND:

FILE REFERENCE:	P1017849-2
REPORTING UNIT:	Community Services
RESPONSIBLE DIRECTORATE:	City Services Directorate
DATE:	22 May 2015
MAP / SCHEDULE:	Schedule 5 – Images and details for items to be de-accessioned from the City of Perth Art Collection

De-accessioning is the process whereby works from the City of Perth Art Collection may be considered for removal from the Collection.

LEGISLATION / STRATEGIC PLAN / POLICY:

Integrated Planning and Reporting Framework Implications

Corporate Business Plan
Council Four Year Priorities: Healthy and Active in Perth
S15 Reflect and Celebrate the diversity of Perth
15.3 Review and further develop the City's approach to the conservation, management and celebration of its cultural heritage.

Strategic Community Plan
Council Four Year Priorities: Community Outcome
Healthy and Active in Perth
Reflect and Celebrate the diversity of Perth

Policy
Policy No and Name: 18.2 – Collection Management
9.14 – Disposal of Property

DETAILS:

In line with Policy 18.2 Collection Management section 3.4 *De-accessioning and Disposal*, items may be approved for de-accession by delegated authority of the General Purposes Committee* subject to the completion of a written de-accession report.

This report evaluates the items against the *De-accession Criteria (3.4.3)*, and will recommend appropriate *Methods for Disposal options (3.4.4).*

An item approved for de-accessioning will be held for a twelve-month "cooling off" period, from the date of approval by the General Purposes Committee*, before disposal occurs.

Approval to de-accession is sought in accordance with *Delegated Authority 1.1.1* – Finance and Administration Committee. The Council's conditions on delegation to the

Finance and Administration Committee states that the Committee has the delegation to:

Purchase artworks worth over $5,000 and the de-accession of artworks [FM Reg.12(1)(b) and s.3.58(2) and (3)].

DE-ACCESSION AND DISPOSAL PROCESS

Items recommended for de-accession must meet one or more of the de-accession criteria as outline in Policy 18.2 – Collection Management, Section 3.4.3. These criteria apply to both the Art and Memorabilia Collections. The criteria are detailed below for your reference.

3.4.3 De-accession Criteria

In order to be considered for de-accession, the item nominated must fall within any of the following categories.
The item:

i) does not fall within the current Essential Acquisition Criteria and appropriate Specific Acquisition Criteria for either the Art Collection or the Memorabilia Collection;

ii) is in a poor condition and is considered to be of insufficient merit to allocate the resources to ensure its conservation;

iv) has no provenance, cannot be displayed due to its properties, and is not suitable for research;

v) is a duplicate that serves no specific function;

vi) is irreparably damaged or destroyed;

vii) is stolen without hope of return.

3.4.4 Methods for Disposal

The disposal procedure for an item approved for de-accession will adhere to the following order of options, which have been developed in accordance with the Council Policy 9.14 Disposal of Property and the International Council of Museums, Code of Professional Ethics section 4.3 De-accessioning Policies and Procedures.

The options for disposal in order of priority and in accordance with the Council Policy 9.14 Disposal of Property Policy are that the item:

i) may be offered to a more appropriate City of Perth operational area;

ii) may be offered to a more appropriate collecting institution;

iii) may be offered for sale or donation as appropriate, to its creator or the donor;

iv) may be resold on the public market;

v) may be dismantled.

Items recommended for de-accession, and disposal or transfer to a minor asset list, are noted below. Please see the attached Schedule 5 for images of these items.

Items recommended for de-accession and disposal from the City of Perth Art Collection:

Acc No:	69
Artist:	C.S. BARDWELL-CLARKE
Title:	*Untitled [Portrait, The Hon JT Franklin CMG MLC Mayor of Perth 1923-1929, First Lord Mayor of Perth 1929 - 1930]*
Media:	duplicate electronic database record/not physical photo
Year Acq:	Unknown
Valuation:	$800 (recorded as $800 however being a duplication this does not reflect a true value of an item being disposed of).
Asset Number	25447
De-accession Criterion	Does not fall within the current Essential Acquisition Criteria and appropriate Specific Acquisition Criteria for either the Art Collection or the Memorabilia Collection. (Policy 18.2, Section 3.4.3)
De-accession Method	Dismantled. (Policy 18.2, Section 3.4.4)

Notes:
This is a duplicate electronic record of accession number 84. This has been thoroughly researched to ensure that it is in fact duplication and does not refer to a physical original photograph.

Recommendation:
As this is a duplicate electronic record, it is recommended that this item Accession Number 69 be approved for de-accession and marked on the collection database accordingly after the 12 month cooling off period has elapsed.

Acc No:	117
Artist:	TOWNSEND, Cristian
Title:	City Beyond Time

Year:	1996
Media:	photograph
Measurements:	48.5 x 35 cm
Year Acq:	1996
Valuation:	$200
Asset Number	25457
De-accession Criterion	Is irreparably damaged or destroyed. (Policy 18.2, Section 3.4.3)
De-accession Method	Dismantled. (Policy 18.2, Section 3.4.4)

Notes:
As a part of the audit process during May 2013 the condition of this work was noted as being critical with visible crystallisation in the photographic print. The work was assessed by Preservation Services in June 2013. Conservator Paul Malone informed the Art Curator that the photograph was not rinsed properly during the production process which has caused the crystallisation in the print. The work is untreatable and if stored with other works on paper long term it will likely contaminate other works. This work has been wrapped securely for storage at this time so as to reduce the risks associated with the condition of this work.

Recommendation:
It is recommended that the item Accession Number 117 be approved for de-accession from the Art Collection and disposed of after a 12 month cooling off period has elapsed.

The following item is recommended for de-accession from the City of Perth Art Collection and transfer to the Perth Town Hall minor asset list:

Acc No:	291
Artist:	C.S. BARDWELL-CLARKE
Title:	The Hon. Sir George Shenton KB MLC, 1880
Year:	1880
Media:	Reproduction photographic print
Measurements:	
Year Acq:	1998
Valuation:	$750
Asset Number	25735
De-accession Criterion	Does not fall within the current Essential Acquisition Criteria and appropriate Specific Acquisition Criteria for either the Art Collection or the Memorabilia Collection.
De-accession Method	May be offered to a more appropriate City of Perth operational area.

Notes:
The current value noted for this item is based on it being an original photograph, however, accession number 291 refers to a reproduction print. The replacement value of the reproduction is approximately $450. The reproduction is on permanent display at the Perth Town Hall along with other similar reproduction photographs and it is not an original work of art. Being a reproduction of an historical photograph made for decorative and interpretation purposes, this item can be managed like any minor asset and be repaired, replaced or disposed of as required.

Recommendation:
It is recommended that the item Accession Number 291 be approved for de-accessioned from the Art Collection and after the 12 month cooling off period has elapsed, transferred to the Perth Town Hall minor asset list. As this item is being transferred to a minor asset list it must meet the criteria for de-accession and disposal from the Art Collection.

FINANCIAL IMPLICATIONS:

Total current value of items recommended for de-accession from the Art Collection and removal from the Art Class asset register: $1,750.

There are no additional costs associated with the disposal or transfer of these assets.

COMMENTS:

Works are considered for de-accession if they are in poor condition, damaged or deteriorated beyond reasonable repair or conservation; are unnecessary duplicates of existing items; are of insufficient merit for the allocation of resources, or do not meet with collection scope as defined by the Collection Management Policy. The de-accession of such items serves to strengthen the holdings of the collection by ensuring that the collection reflects a solid representation works of art significant to the City.

*The reference in Policy 18.2 to the General Purposes Committee has been superseded by the Terms of Reference for the Finance and Administration Committee and the Delegated Authority Register which delegates this responsibility to the Finance and Administration Committee. The reference to the General Purposes Committee will be updated in the next review of Policy 18.2.

4.19pm The Senior Communications and Public Relations Officer departed the meeting and did not return.

Moved by Cr Butler, seconded by Cr Yong

That the Finance and Administration Committee approves items nominated for de-accession and disposal from the Art Collection as outlined in the body of this report.

The motion was put and carried

The votes were recorded as follows:

For: Crs Davidson, Butler and Yong

Against: Nil

FA134/15 PERTH PUBLIC ART FOUNDATION INCORPORATED – THREE YEAR SPONSORSHIP AND PRINCIPAL PARTNERSHIP AGREEMENT WITH THE CITY OF PERTH 2015 – 2018

BACKGROUND:

FILE REFERENCE:	P1012262-9
REPORTING UNIT:	Community Services
RESPONSIBLE DIRECTORATE:	City Services
DATE:	6 May 2015
MAP / SCHEDULE:	Schedule 6 – Letter from Chairman Perth Public Art Foundation Schedule 7 – Perth Public Art Foundation – Business Plan 2013 – 2015 Schedule 8 – Perth Public Art Foundation Acquittal Report Confidential Schedule 9 – Perth Public Art Foundation Fundraising and Corporate Partnership Outcomes

At its meeting held **11 December 2012**, Council approved the employment of an Executive Officer to support the Perth Art Foundation Incorporated for a period of two years in lieu of the $40,000 donation that the City had contributed to the Foundation in previous years. Subsequent to this decision, Mr Nathan Giles was appointed as General Manager of the Perth Art Foundation and commenced employment on 10 June 2013.

A Memorandum of Understanding was developed between the City of Perth and Perth Art Foundation Incorporated to define roles and responsibilities of the position of Executive Officer.

The Perth Art Foundation was established as a charitable organisation under the *Associations Incorporation Act 1987* to encourage and facilitate public art in the city. In 2010, the Foundation reviewed its long-term strategy and changed its rules of incorporation to establish its independence from the City in order to improve the ability of the organisation to attract private donations. In 2012, a chairman from the corporate sector, Mr Mario D'Orazio, was appointed and the governing board restructured.

The Foundation has contributed two public artworks to the City utilising funds accumulated from the $40,000 annual donation. These two artworks are *Memory Markers* commissioned in 2004 and *Mobius in Space* which was purchased from Sculpture by the Sea in 2010.

As an incorporated charitable organisation the developing Foundation adopted the following aims:

- Stimulating the growth of public art within the City;
- Fostering the community and social value of art;
- Increasing the knowledge, understanding and appreciation of art;
- Encouraging the highest standard of arts, citizenship and craftsmanship in all forms.

In consideration of the request for additional three year funding from the City, the Perth Public Art Foundation has provided the following documentation:

- An acquittal report for the previous two years funding which addresses the objectives set out in the existing Memorandum of Understanding and a description of how the funds were expended and the benefits realised.
- A letter setting out the Board's preferred future arrangements for the extent of funding, nature and terms of the agreement and objectives that reflect the organisation's Business Plan, supported by a sustainable financial plan.
- A letter from the Chairman on behalf of the Board setting out the Board's preferred employment arrangements including any proposal relating to the terms of employment and the role that the Board prefers the City of Perth to play in the employment arrangement.

LEGISLATION / STRATEGIC PLAN / POLICY:

Integrated Planning and Reporting Framework Implications	**Strategic Community Plan** Council Four Year Priorities: Perth as a Capital City S5 Increase place activation and use of underutilised space S7 Collaborate with private sector to leverage city enhancements

DETAILS:

Following the appointment of the General Manager, the Foundation Board held a series of strategic planning sessions to develop a strategic and operational framework that supported the City's Strategic Community Plan *Vision 2029+.* One of the outcomes from the strategic planning was a change in name for the organisation from the Perth Art Foundation to the Perth Public Art Foundation (PPAF). The organisation began trading under this name from December 2013 and assumed the status of Principal Partner with the City of Perth which is reflected in the City's draft Public Art Strategy. The partnership is viewed as a vehicle for the City to support its public art vision through the pursuit of business partnerships and philanthropic endeavours to achieve and support the commissioning of new works of public art within the city.

The three key goals fundamental to the Foundation are:

- Partnership and Fundraising
- Projects
- Operational

The key goal of **partnership and fundraising** involves PPAF "*advancing partnerships with business, government agencies and through philanthropic programs to realise landmark public art projects".*

Developing and securing partnerships through implementation of fundraising programs is one of the core aims for project funding undertaken by the PPAF.

Summary of Fundraising Outcomes

Confidential Schedule 9 provides an overview of fundraising and corporate partnership outcomes achieved since June 2013 to support development of the organisation and/or development of specific projects. The table also includes details of funding proposals currently submitted and awaiting outcomes.

The key goal of **projects** involves the PPAF "*developing innovative projects and cultural collaboration that invest in human capital and supports our City's cultural narrative".*

Planning projects are detailed in the Foundation's Business Plan, refer to Schedule 7, and include the following:

- Telethon Project 2013 and 2014;
- The Resources Tribute;
- The Legal Project;
- perthFLUX (temporary and ephemeral art);
- The Telethon Public Artwork;
- The Branding Project; and

- The Bicentenary Project 2029.

The key goal of **operational** requires PPAF to "*establish the organisation as a leading not for profit public Art Foundation that advocates industry standard best practice process, transparency and compliance".*

Financial

- The PPAF has implemented new processes and policies to ensure transparency and compliance and to streamline its financial and budgetary functions. These include the implementation of project based budgets, an organisational operational budget, and a move to online banking.
- The PPAF have a proposal to implement online donation facilities and rebranding.

Governance

- The PPAF is registered with the Department of Commerce WA and acknowledged as a cultural organisation on the Register of Cultural Organisations (ROCO) and is the recipient of deductible gift recipient status through the Australian Taxation Office.
- The PPAF is regulated by the Australian Charities and Not For Profit Commission and defined by the *Commonwealth of Australia Charities Act 2013* and the *Australian Taxation Office Income Assessment Act 1997.*
- Implementation of the PPAF Constitution 2014 that supports the *Charities Act 2014*, the *Australian Charities and Not For Profit Act 2012* and the *Australian Incorporations Act 1987*.

Communications and Public Relations

- Rebranding of the organisation and development of a new logo, website, social media platforms and marketing materials are being planned.

FINANCIAL IMPLICATIONS:

ACCOUNT NO:	CL 15A86000
BUDGET ITEM:	Perth Public Art Foundation
BUDGET PAGE NUMBER:	
BUDGETED AMOUNT:	$137,671 (2015/16)
AMOUNT SPENT TO DATE:	$0
PROPOSED COST:	$408,000 over a 3 Year Period
BALANCE:	$0

All figures quoted in this report are exclusive of GST.

PPAF Funding Request

The funding request from the PPAF amounts to a total of $488,000. $50,000 of that amount is for the Bicentenary Project – Development of Stage 1 (Feasibility Study).

This should be considered as a separate item for sponsorship funding as part of the City's Public Art Strategy.

In addition an amount of $45,000 was requested for Strategic Development sessions over a 3 year period. The amount recommended is $15,000 for the 3 year period.

Activity	Expenditure Allocation	Period of Expenditure	Total for 3 Year Period
Principal Partnership Sponsorship	Employment of an Executive Director	3 Year Contract commencing 11 June 2015	$333,000
Administrative Support	Funds to be used to support costs associated with general administrative requirements	3 Year Contract commencing 11 June 2015	$60,000
Bicentenary Project	Stage 1 Development Feasibility Study	2015/16 Budget Item – Public Art Strategy	Sponsorship Item for further consideration
Strategic Development	Assist with the Strategic Development of PPAF	Strategic Planning Session 2016/17	Requested amount of $15,000

Acquittal Report – Statement of Financial Position

Assets	**30 June 2014**	**30 June 2013**
Current Assets	$	$
Cash at Bank	37,446	73,163
Investments	235,601	230,287
Trade and Other Receivables	3,432	
Total Assets	276,479	303,450
Net Assets	**276,479**	**303,450**
Equity		
Accumulated Surplus		
Balance 1 July	303,450	295,343
Profit for Year	(26,971)	8,107
Balance	**$276,479**	**$303,450**

COMMENTS:

The PPAF has undergone significant change in the two year period since the engagement of a General Manager, is working toward financial independence from the City, and positioning itself to make a significant contribution to public art in the city.

The partnership model proposed is an extension of other City partnerships with a number of different organisations in the delivery of programs particularly in the areas of cultural and event sponsorship.

It is recommended that the City enter into a Funding Agreement with the Perth Public Art Foundation that details clear governance structures between the organisations and details the support already being provided by the City in relation to accommodation, administrative and financial support, IT, Marketing and other support.

Close collaboration with the City is essential to ensure there is not duplication of programs and consideration is given to best fit in developing and implementing public art programs.

The Perth Public Art Foundation might well make future application for additional sponsorship to develop Stage 1 of a Feasibility Study for the City's Bicentenary Public Art Project.

Moved by Cr Yong, seconded by Cr Butler

That Council:

1. ***approves a principal partner sponsorship of $408,000 with the Perth Public Art Foundation Incorporated for a period of three years commencing 11 June 2015 through to 10 June 2018;***

2. ***authorises the Chief Executive Officer to enter into a formal funding agreement between the City of Perth and the Perth Public Art Foundation to clarify respective roles and responsibilities.***

The motion was put and carried

The votes were recorded as follows:

For: Crs Davidson, Butler and Yong

Against: Nil

FA135/15 CITY OF PERTH PUBLIC ART STRATEGY – ADOPTION AND PUBLICATION

BACKGROUND:

FILE REFERENCE:	P1019669-3
REPORTING UNIT:	Community Services
RESPONSIBLE DIRECTORATE:	City Services
DATE:	21 May 2015
MAP / SCHEDULE:	Schedule 10: Public Submission – Email from Helen Curtis; Schedule 11: Public Submission – Letter from Heirisson Island Sculpture Park Inc.; Schedule 12: Public Submission – Email from the Department of Culture and the Arts; Schedule 13: Summary of Amendments Made; Schedule 14: Public Art Strategy (Final for Print); Schedule 15: Public Art Strategy - Appendices (Final for Website)

In the City's Corporate Business Plan 2014-2018 the development of a Public Art Strategy was identified as one of the Key Initiatives to be delivered by the Community Services Unit. This strategic document has now been prepared and is ready for implementation to articulate a vision for public art in the city that provides:

- Principles and directions for the development of policies, procedures and other operational documents.
- A reference point for the City's dealings with other stakeholders delivering public art in the city.
- A key decision-making tool for Council.

The draft of this document has been made available for public comment and some submissions have been received, reviewed and minor amendments made where considered appropriate. The documents have now been finalised in readiness for publication and implementation, pending Council's endorsement and approval.

LEGISLATION / STRATEGIC PLAN / POLICY:

Integrated Planning and Reporting Framework Implications	**Corporate Business Plan** Council Four Year Priorities: Healthy and Active in Perth S15 Reflect and celebrate the diversity of Perth
	Strategic Community Plan Council Four Year Priorities: Community Outcome Healthy and Active in Perth A city with a well-integrated built and green natural

environment in which people and families chose a lifestyle that enhances their physical and mental health and take part in arts, cultural and local community events.

DETAILS:

At its meeting on **7 April 2015**, Council approved the advertisement and the release of the Draft Public Art Strategy for a period of Public Comment. The Draft Public Art Strategy and the Appendices Package were made available on the City's Website on 15 April 2015.

The public release of these documents was advertised as follows:

- Arts Hub Website (30 days from 17 April 2015)
- Public Notice in the West Australian (22 April 2015)
- Public Notice in the Perth Voice (25 April 2015)
- Artsource Newsletter (23 April 2015)
- City of Perth Social Media
- Some direct emailing

The advertised closing date for the period of public comment was 5.00pm on Monday, 18 May 2015. By this time the City had received three submissions.

The Submissions received and corresponding amendments are detailed as follows:

Schedule 10	**Amendments**
An email submission received on 4 May 2015 from Helen Curtis suggesting minor corrections to some factual details in Appendix F: Informing Research.	Appendix F: Informing Research has been amended to make reference to the City's Arts and Culture Policy 18.1 being a key outcome of the 2001 City of Perth Arts Policy: Research and Consultation Report. No changes have been made in response to the second point in the submission, as the information provided in the context of this reference list is not incorrect, nor does it exclude the broader scope of the 2009 Public Art Study: Review Report research project which Helen has been drawn to our attention.

Schedule 11	**Amendments**
A Letter dated 14 May 2015, from the Heirisson Island Sculpture Park Inc.(HISP) recommending five inclusions in the Strategy, making reference to the proposed Sculpture Park project, and also to the City's partnership with this organisation. A submitted draft	In response to recommendations 4 & 5 in HISP's submission the City's strategic partnership with HISP has now been referenced in the Strategy alongside the Perth Public Art Foundation in two places (p17 and p20) and an entry on HISP has been included in the Glossary and

Memorandum of Understanding between the City of Perth and HISP will be subject of further consideration.	Definitions on p 24. As HISP's recommendations 1-3 provide specific detail on the project itself it is recommended that these items are considered for inclusion in development of the City of Perth's Master Plan for Public Art which is to be developed over the next 12 months.

Schedule 12	**Amendments**
An email submission received on 15 May 2015, from Carl Pekin on behalf of the Department of Culture and the Arts (DCA), stating the DCA's endorsement of the document and the identified strategic objectives, and also specifically noting the DCA's support for the City's further investigation of Percent for Art Schemes for City projects and also for private developers. No changes were suggested.	As the DCA's submission offers broad support and suggests no changes, no changes have been made to the document in response to this submission.

These few amendments and inclusions have now been incorporated into the final form of these documents. The Public Art Strategy (but not the Appendices) is to be made available as a full colour, printed booklet, and both the Strategy and the associated Appendices will be made available as downloadable pdfs on the City's website.

FINANCIAL IMPLICATIONS:

ACCOUNT NO:	15927000
BUDGET ITEM:	121Public Art Policy - Strategy
BUDGET PAGE NUMBER:	11
BUDGETED AMOUNT:	$7,000
AMOUNT SPENT TO DATE:	$5,027.32
PROPOSED COST:	$3,526.50
BALANCE:	$(1,553.82)
ANNUAL MAINTENANCE:	N/A
ESTIMATED WHOLE OF LIFE COST:	N/A

All figures quoted in this report are exclusive of GST.

The initial budget has been exceeded for graphic design and printing as it was necessary to seek external graphic design assistance to meet deadlines.

The financial commitment by the City to the Public Art Strategy in the draft 2015/16 budget is substantial with allocations of $385,474 for operational projects; $80,000 for capital projects and $200,000 for the establishment of a Public Art Reserve.

COMMENTS:

Following a lengthy period of development, including a period in which Public Comment has been invited and received, the City of Perth Public Art Strategy has been prepared for Council's final consideration. This strategic document articulates a firm foundation for the development of the City's policies, procedures and guidelines for public art, and will be a vital tool for the New City of Perth. It is recommended that Council endorse the amendments made to the document following the period of Public Comment, approve the Strategy documents for printing and publication, and adopt the City of Perth Public Art Strategy.

Moved by Cr Butler, seconded by Cr Yong

That Council:

1. ***notes the submissions received during the advertised period in which the Draft Public Art Strategy was made available for public comment;***

2. ***approves the final revision of the Public Art Strategy as detailed in Schedule 14; and***

3. ***adopts the Public Art Strategy for implementation as one of the City of Perth's informing strategies.***

The motion was put and carried

The votes were recorded as follows:

For: **Crs Davidson, Butler and Yong**

Against: **Nil**

4.27pm The Temporary Public Art Program Coordinator departed the meeting and did not return.

FA136/15 CITY OF PERTH BILL 2015 TO CREATE A CITY OF PERTH ACT

BACKGROUND:

FILE REFERENCE:	P1015531-4 P1027758-6
REPORTING UNIT:	Executive Support
RESPONSIBLE DIRECTORATE:	Chief Executive Officer
DATE:	22 May 2015
MAP / SCHEDULE:	Schedule 16 – City of Perth Bill 2015 Schedule 17 – City of Perth Bill 2015 Explanatory Memorandum Schedule 18 – City of Perth Bill 2015 - district map Schedule 19 – City of Perth Bill 2015 – western boundary map

LEGISLATION / STRATEGIC PLAN / POLICY:

Legislation	*Local Government Act 1995* *City of Perth Restructuring Act 1993*
Integrated Planning and Reporting Framework Implications	**Corporate Business Plan** Executive Support Key Initiative – Monitor and respond to developments in relation to a Capital City Act.

The Special Council Meeting of **22 December 2014** resolved;

"That Council:

1. supports the State Government's initiative to develop a City of Perth Act that will formally establish its status as the capital city of Western Australia and contain provisions to enhance its ability to perform this role for the benefit of Western Australia; and

2. appoints the Lord Mayor, Deputy Lord Mayor and the Chief Executive Officer to represent the City of Perth in discussions for the development of a City of Perth Act including membership of the State Government Working Party."

The Department of Local Government and Communities (DLGC) established a City of Perth Act Advisory Group with representatives from the City of Perth, City of Vincent the DLGC and the office of the Hon Minister for Local Government and Communities that met throughout January and February 2015.

By mutual agreement the Cities of Perth and Vincent withdrew from the State Government proposal to merge the two local governments and following the rejection of amalgamations in polls of electors the State Government announced it would not progress with metropolitan local government boundary reform and would concentrate its effort on establishing a City of Perth Act.

The City of Perth produced a document in January 2015 titled *Position Regarding City of Perth Act* that has guided discussions and the development of the City of Perth Bill.

DETAILS:

History

For a number of years the City of Perth has advocated for formal recognition of its Capital City status similar to that of other State Capital Cities in Australia and internationally.

Since the initiation of the State Government's Local Government reform process in 2009 it has been an integral part of the City's submissions. The Metropolitan Local Government Review Panel's final report (Robson Panel) acknowledged the special status of the City of Perth and its strong relationship with the State Government.

The State Government announced its decision in relation to the recommendations of the Local Government Advisory Board on 22 October 2014 rejecting the Board's recommendation for the City of Perth and making a commitment to introduce a City of Perth Act.

The City of Perth proposed that the City of Perth Act should:

- provide legal recognition of the City of Perth as the capital city of Western Australia;

- provide statutory mechanisms for partnering with the State Government in the planning and development of the city; and

- remove statutory restrictions and provide enabling legislation to allow the City to undertake its capital city role effectively.

There are many examples of Capital City Acts that have in common the objective of recognising the special status of the Capital City Local Government. However, the provisions of the act can be quite different to meet the specific needs of the city within the legal and governance systems in which it operates.

CONTENTS OF THE CITY OF PERTH BILL:

The City of Perth Bill was introduced into Parliament on 21 May 2015. Key components are described in this section of the report and the following section will discuss their implications for the City of Perth.

Purpose of the City of Perth Bill

The City of Perth Bill forms Schedule 16.

The purpose of the Bill is to create an Act to:

- continue the City of Perth as a local government district but redefine its boundaries;
- recognise Perth as the capital of Western Australia and the special significance of the role and responsibilities of the City of Perth that flow from that;
- establish a City of Perth Committee with functions that include the facilitation of collaboration between the State and the City of Perth;
- repeal the *City of Perth Restructuring Act 1993*;
- make consequential and other amendments to the *Botanic Gardens and Parks Authority Act 1998*, *the Local Government Act 1960* Part VIA and the *Local Government Act 1995*; and
- provide for related matters.

Objects of the City of Perth

The objects of the City of Perth are contained in section 8 consisting of 10 objectives as follows:

a) to provide for the good government of persons in the City of Perth, including residents, ratepayers and visitors;

b) to represent the community and encourage community participation in decision-making;

c) to provide a safe, clean and aesthetic environment for community members, people who work in the City of Perth, visitors and tourists;

d) to continuously improve the services and facilities that the City of Perth provides to the community and to local, interstate and international visitors and tourists;

e) to promote awareness of the facilities and events provided or facilitated by the City of Perth and encourage the community to make use of or participate in them;

f) to initiate and promote the continued growth and environmentally sustainable development of the City of Perth and ensure its continued role as a thriving centre of business with vibrant cultural and entertainment precincts, while enhancing and protecting its natural environment and having due regard to the flow-on impact on the Perth metropolitan area;

g) to maintain and strengthen the local, national and international reputation of the Perth metropolitan area as an innovative, sustainable and vibrant global city that attracts and welcomes everyone;

h) to nurture and support the initiatives and innovations of the diverse precincts of the City of Perth;

i) to develop and maintain collaborative inter-governmental relationships at regional, State, national and international levels with a view to developing and implementing strategies for the continued improvement of the City of Perth;

j) in achieving its objects, to use its best endeavours to strike an appropriate balance among the complementary and competing civic, economic, social, cultural and environmental considerations, including considerations relating to visitors and tourists.

Role of the Lord Mayor

Section 10 of the proposed Act sets out the special role of the Lord Mayor. Of the eight points three relate specifically to the City's capital city role stating:

(a) to act as an ambassador for the City of Perth in hosting international delegations and attending local, regional, state, national and international civic functions and events;

(b) to carry out civic and ceremonial duties associated with the office of Lord Mayor;

(c) to develop and maintain inter-governmental relationships at regional, state, national and international levels, and as part of that to develop and implement strategies and policies that seek to ensure consistency in policies and strategic direction at all levels of government.

General Roles of the Lord Mayor and Councillors

Section 11 contains the general roles of the Lord Mayor and Councillors. This section includes provisions similar to what is contained in the *Local Government Act 1995*

other than specific clauses about achieving the objects of the City of Perth contained in clauses (g) to (i) below:

(g) in matters that relate to the unique responsibilities of the City of Perth that flow from Perth's status as capital of Western Australia, to seek to ensure that:
(i) an appropriate balance is struck among economic, social, cultural and environmental considerations.
(ii) the flow-on effects on the broader metropolitan area are considered.

(h) to have due regard to the objects of the City of Perth in informing the City of Perth Council's work and in the making of decisions by the Council; and

(i) to participate in achieving a vision for the desired future of the City of Perth through the formulation of strategic plans and policies that align with the objects of the City of Perth.

City of Perth Committee

The Act will establish the City of Perth Committee consisting of the Premier (or a Minister designated by the Premier) as chair of the committee, the Lord Mayor, Deputy Lord Mayor, the Minister and department head responsible for Local Government and the Chief Executive Officer of the City of Perth. Other Ministers or Members of Parliament may be invited by the Premier to attend the committee meetings.

The Committee will meet at least twice a year and has the function of facilitating collaboration between the State and the City, and to identify and promote opportunities to achieve the objects of the City.

Boundaries of the City of Perth

The boundary of the City of Perth is to be designated in the City of Perth Act as shown in the map that forms Schedule 18. The current City of Perth boundary remains unchanged other than the area in the vicinity of Crawley as shown in Schedule 19 and expansion of the boundary from the high water mark of the river to the mid-point of the river and the outer channel of the river between Heirisson Island and Victoria Park.

Future changes to the City of Perth Boundary may be made through the present provisions of the *Local Government Act 1995*. The City has been critical of the criteria used by the Advisory Board which are more suited to suburban and rural local government districts than a capital city. The proposed Act includes a clause that the Advisory Board is to have regard to the special significance of the role and responsibilities of the City of Perth as a Capital City for proposals directly affecting the City of Perth.

Electoral Matters

The Bill does not seek to change the applications of the *Local Government Act 1995* other than a change to entitle voters on the occupier roll to remain on the roll until they cease to be an occupier. The onus will be on the person enrolled to inform the City of Perth they are no longer eligible to be on the roll with a penalty of $500 for the offence if they fail to do so.

Other Matters

The provisions of the *Local Government Act 1995* will apply unless they are inconsistent with the City of Perth Act. The City of Perth Restructuring Act 1993 will be repealed and the section regarding the City of Perth superannuation scheme transferred to the new Act. The Act has provisions to provide for present superannuation arrangements to continue.

The Bill contains changes to the *Botanic Gardens and Parks Authority Act 1998*. The amendment is necessary to maintain the status quo in relation to the operations of Kings Park following its inclusion in the City of Perth boundary.

The Bill also contains provisions for the City of Subiaco to review and change its ward boundaries and electoral representation in preparation for the proposed change to its boundary on 1 July 2016.

IMPLICATIONS OF THE PROPOSED CITY OF PERTH ACT:

The following section discusses the implications of the proposed City of Perth Act for the City.

Legal Recognition

The legal recognition of the City as the capital city of Western Australia, and the recognition of the status of the Lord Mayor were principal objectives of the Council and are fully achieved in the proposed Act and included in its objects.

Role of the Lord Mayor and Councillors

The Act will provide authority for the Lord Mayor to provide leadership and guidance to the City of Perth community providing a broader based leadership role than currently exists. It also includes in the role of the Lord Mayor the development of inter-governmental relationships nationally and internationally including being a global ambassador for the broader metropolitan City of Perth and the associated civic and ceremonial duties.

Similarly the Act includes in the role of Councillors an obligation to act "…*in matters that relate to the unique responsibilities of the City of Perth that flow from Perth's status as Capital of Western Australia …*"

The Act broadens the role of the Council from governing for the "district", as specified in the *Local Government Act 1995*, to serving the City of Perth community recognising that this includes visitors and has flow on impacts on the Perth metropolitan region. As a result it removes any ambiguity of the legality of activities undertaken by the City that are not directly associated with the provision of services within its district including the growing areas of international engagement and economic development.

City of Perth Committee

The City of Perth Committee will provide a formal process to plan and develop the City. This will improve the present adhoc meetings with the Premier, Ministers and heads of agencies. As well as providing a more direct relationship it provides the opportunity to improve integrated planning across government agencies that have a role in the City.

The Committee will be able to provide high level discussion with the State government on issues arising from the normalisation of areas currently in the control of the Metropolitan Redevelopment Authority, as well as future projects of this type. It will also provide a mechanism to plan and implement actions to strengthen the City and address future issues.

The expected growth of the population to 3.5 million people living in the Perth and Peel region by 2050 will result in many challenges as identified in discussion documents recently produced by the State Government (Perth and Peel @ 3.5 million, Western Australian Planning Commission). They include reducing car dependency; housing affordability; water use; and protecting the natural environment. All of the issues are exacerbated in a central city environment and will require joint action by the City and the State Government.

The Australia Infrastructure Audit (Infrastructure Australian 2015) has identified that Perth will have the most congested roads in Australia by 2031 if action is not taken and has identified the Freeway approaches to the city as being of particular concern. Establishing the City of Perth Committee will help to ensure that resources are used effectively to obtain the best outcome possible for the community.

City of Perth Boundary

The boundary change will require changes to the boundaries of the Cities of Nedlands and Subiaco and will contain the University of Western Australia, the QEII Medical Centre, Perth Children's Hospital and Kings Park. The State Government has indicated that 1,158 ratepayers of the suburbs of Nedlands and Subiaco who reside in the City of Subiaco will come within the new boundary. The City of Perth has strongly advocated for key capital city infrastructure to be included within its boundaries and the boundary change, although considerably less than what the City of Perth has promoted in its boundary reform submissions is a clear acknowledgement of the City's rationale and will contribute to strengthening the city.

Including the QEII Medical Centre and the University of Western Australia in the City of Perth will facilitate the City in implementing its Economic Development Strategy. An example of what can be done is the Adelaide Biomedical Precinct which when completed will be the largest medical precinct in the southern hemisphere containing the new Royal Adelaide Hospital, the South Australian Health and Medical Research Institute and University of Adelaide medical and nursing schools.

Electoral Matters and the Voter Franchise

The *Position Regarding City of Perth Act* document proposed a bold approach to reforming electoral arrangements and the voter franchise. The Bill takes a more limited approach but the provision for occupiers to remain on the electoral roll will overcome a major problem with electors being removed from the roll after every second election.

As advocated by the City the current arrangements for the constitution of the Council contained in the *City of Perth Restructuring Act 1993* are to remain and the Council will consist of the Lord Mayor and eight councillors in an undivided electorate. The Act excludes the possibility of an order under the *Local Government Act 1995* being used to abolish the district of Perth or divide the district into wards. It would therefore require a change to the City of Perth Act or alternative legislation to make these changes.

Procedural Matters

The City of Perth Bill will progress through the usual Parliamentary process. If supported by both houses of parliament following proclamation of the City of Perth Act it is intended that Part 1 of the Act will come into operation on the day of Royal assent and the remainder on the day after that day. The new boundaries which the Bill proposes will come into effect on 1 July 2016.

FINANCIAL IMPLICATIONS:

The boundary change will not significantly alter rates revenue as the major institutions that make up the area do not pay rates. There will be increased costs resulting from servicing the area particularly the foreshore. The City has previously identified that the various proposals to expand its boundaries will have a negative impact on its finances. However, the benefits were considered to outweigh the financial costs. Detailed investigation of the impact of the boundary change contained in the City of Perth Bill will need to be undertaken to assess the financial implications.

COMMENTS:

The City of Perth Council has advocated for a City of Perth Act for many years. The key elements of this advocacy are included in the Bill currently before Parliament. The City of Perth Act as proposed in the Bill will make a significant contribution to strengthening the City as a significant city in the Asia region. It will provide legitimacy

and recognition for its contribution to the economy of the State and Australia and the role the City has in promoting cultural and social development. The Capital City of Perth Committee will provide the basis to improve the planning and implementation of significant projects and initiatives for the central city area of value to the City of Perth community.

The *Position Regarding a City of Perth Act* identified a number of additional changes that would strengthen the City including provisions for the creation of corporate entities, environmental upgrade agreements, increased threshold for the regulation of major transactions and other matters. The City of Perth Act will help to forge a stronger relationship with the State Government and a greater level of understanding between the respective government entities that will facilitate discussion of further changes to strengthen the City of Perth as the capital city of Western Australia.

Moved by Cr Butler, seconded by Cr Yong

That Council:

1. notes that the State Government has introduced the City of Perth Bill 2015 into Parliament;

2. commends the State Government for introducing a Bill to create a City of Perth Act to provide legal recognition of the City of Perth's capital city status; and

3. authorises the Lord Mayor, Deputy Lord Mayor and Chief Executive Officer representing the City of Perth in any discussions required to progress the City of Perth Bill through Parliament to the benefit of the City.

The motion was put and carried

The votes were recorded as follows:

For: Crs Davidson, Butler and Yong

Against: Nil

4.31pm The Manager Community Services and Executive Officer departed the meeting and did not return.

FA137/15 MAJOR LAND TRANSACTION - ISPT AND THE CITY OF PERTH - FORREST CHASE WALKWAYS REDEVELOPMENT AND ONGOING MANAGEMENT ARRANGEMENTS

BACKGROUND:

FILE REFERENCE:	P1022162-3
REPORTING UNIT:	Property Management Services
RESPONSIBLE DIRECTORATE:	City Services
DATE:	13 May 2015
	Schedule 20 – City of Perth Business Plan – Proposed Major Land Transaction

At its meeting held on **7 October 2014** Council approved the preparation of a Business Plan and publishing of a Notice of Intention to Conduct a Major Land Transaction in accordance with Section 3.59 of the *Local Government Act 1995*.

LEGISLATION / STRATEGIC PLAN / POLICY:

Legislation	Section 3.59 of the *Local Government Act 1995*	
Integrated Planning and Reporting Framework Implications	**Corporate Business Plan** Council Four Year Priorities: Capable and responsive organisation	
	S1	Ensure that major developments effectively integrate into the city with minimal disruption and risk
	S4	Enhanced accessibility in and around the City including parking

DETAILS:

The Business Plan was prepared and advertised as one of a number of steps and conditions that were approved relating to the partnership with ISPT to demolish and reconstruct the Forrest Place walkways, known as Padbury Walk.

The conditions as listed in the resolution included:

- That the final concept and plans being in accordance with the agreed scope and the total value of the works being independently assessed by Quantity Surveyors appointed by the City;
- The plans obtaining the necessary statutory approvals;
- The proposal meeting all the requirements of the Forrest Place and City Station Development Act 1985 and supporting documents;
- the terms for the payment of the City's contributions of $8.2 million being agreed by the parties;

- a revised budget being adopted for contributions during 2014/15;
- Each party reserving the right to terminate any agreement following reassessment of the project scope, design and project investment level at the following stages;
  a) after final statutory development approval;
  b) after construction procurement has yielded detailed actual project costs;
- Council approving a lease to ISPT Super Property following consideration of any comments received in accordance with Section 3.58 of the *Local Government Act 1995*.

The resolution further authorised the Chief Executive Officer to undertake the following:

- submit a conditional written proposal to ISPT Super Property in accordance with this resolution;
- prepare a Business Plan and publish a notice of intention to conduct a major land transaction in accordance with Section 3.59(3) of the *Local Government Act 1995*;
- negotiate the final terms of an agreement including details of project scope and design, timing and quantum of payments, procurement methodology, construction management, risk management and dispute resolution;
- negotiate the lease agreements for land proposed to be occupied and developed by ISPT Super Property;
- publish notice of intended lease in accordance with Section 3.58 of the *Local Government Act 1995*;
- negotiate amendments to the Forrest Place and City Station Development Agreement with relevant parties; and
- to acknowledge that demolition of a large percentage of the existing walkway structure will necessitate an accounting write down of the asset value which will require Council approval.

It is also required that the Chief Executive Officer will continue to liaise with the Lord Mayor and the Presiding Member of the *Finance and Administration Committee and present further reports to Council prior to execution of binding contractual agreements.*

The Business plan was advertised as required with the advertising period closing on 24 December 2014.

Section 3.59(5) of the *Local Government Act 1995* requires that: *After the last day for submissions, the local government is to consider any submissions made and may decide (by absolute majority) to proceed with the undertaking or transaction as proposed or so that it is not significantly different from what was proposed*.

FINANCIAL IMPLICATIONS:

Financial implications associated with this report are detailed in Schedule 20.

COMMENTS:

There were no submissions received in response to the advertised business plan, therefore it is recommended approval be given to proceed with the major land transaction as proposed.

Moved by Cr Butler, seconded by Cr Yong

That Council, in accordance with Section 3.59(5) of the Local Government Act 1995, BY AN ABSOLUTE MAJORITY, decides to proceed with the Major Land Transaction as proposed in the previously advertised Business Plan (Schedule 20).

The motion was put and carried

The votes were recorded as follows:

For: Crs Davidson, Butler and Yong

Against: Nil

FA138/15 ANNUAL REVIEW - DELEGATED AUTHORITY REGISTER

BACKGROUND:

FILE REFERENCE:	P1023849
REPORTING UNIT:	Governance
RESPONSIBLE DIRECTORATE:	Corporate Services
DATE:	18 May 2015
MAP / SCHEDULE:	Schedule 21 – Delegated Authority Register 2015/16 Schedule 22 – Council Policy 9.2 – Heritage Rate Concessions Schedule 23 – City Planning Scheme No. 2 – Extract of relevant clauses

Sections 5.18 and 5.46(2) of the *Local Government Act 1995* (the Act) requires the Council to review delegations to its Committees and the Chief Executive Officer at least once in each financial year.

In accordance with this requirement, the City's Delegated Authority Register (the Register) has been reviewed for the 2014/15 financial year. The last Annual Review of Delegated Authorities was considered by Council at its meeting held on **24 June 2014**.

No amendments to the Register have been made by Council since the last review in June 2014.

LEGISLATION / STRATEGIC PLAN / POLICY:

Legislation	Sections 3.58, 5.16, 5.17, 5.42, 5.43 and 6.47 of the *Local Government Act 1995* Regulation 12(1) of the *Local Government (Financial Management) Regulations* Section 111(1) of the *Building Act 2011* Regulations 55 and 61 of the *Building Regulations 2012* Clauses 30, 32, 59 and 63 of the *City Planning Scheme No.2*
Integrated Planning and Reporting Framework Implications	**Corporate Business Plan** Council Four Year Priorities: Capable and Responsive Organisation A capable, flexible and sustainable organisation with a strong and effective governance system to provide leadership as a capital city and provide efficient and effective community centred services.
Policy No and Name:	9.2 – Heritage Rate Concession

DETAILS:

Sections 5.16 and 5.42 of the *Local Government Act 1995*, prescribe that Council may delegate its powers or duties to a Committee of Council or the Chief Executive Officer (CEO). Sections 5.17 and 5.43 respectively, outline the limitations on such delegations.

Officers have undertaken a review of the City's existing delegations and have made proposals for amendments and additions applying the following principles:

- customer service outcomes;
- operational requirements and efficiencies; and
- compliance and statutory decision making requirements.

The outcomes of the review are presented in this report as the basis for Council, as delegator, to complete its obligation to review delegations to its Committees and the CEO at least once each financial year.

The proposals for new and amended delegations are specified in Schedule 21, with deletions shown by ~~strikethrough~~ and new text shown with ***yellow highlight and***

bold italics. A summary of the amendments proposed to the City's Delegated Authority Register are provided below.

Delegations to Committees
The following amendment is proposed to one existing Delegation to Committees:

DELEGATION REF / TITLE	EFFECT	REASON
1.1.1 Finance and Administration Committee	**Amend**	Amendment to clarify that the Committee may approve or decline a recommendation to purchase works of art valued at over $5,000, with consideration given to the assessment, undertaken in accordance with Council Policy 18.2 Collection Management, of the value, benefit or otherwise of the purchase.

Delegations to the Chief Executive Officer (various legislation)
One new delegation to the CEO is proposed and various amendments to existing delegations as detailed below.

DELEGATION REF / TITLE	EFFECT	REASON
1.2.13A Artwork Acquisitions	**Amend**	Minor amendment to clarify that the CEO may determine to purchase works of art up to the value of $5,000 and a minor amendments to Councils conditions due to a change in Position Title.
1.2.25 Private Works On, Over or Under Public Places	**Amend**	Minor amendments to clarify the application and extent of the existing delegation.
1.2.28 Heritage Rate Concessions	**New**	Provides authority to determine Heritage Rate Concessions in accordance with Council Policy 9.2 (Schedule 22).
2.3.1 Grant of Building Permit	**Amend**	Regulation 55 of the Building Regulations 2012 defines an approved alternative building solution as one that has been approved by the local government on '*the basis that the solution meets the performance requirement in the Building Code relating to fire detection and early warning (other than the requirements relating to evacuation lighting)*'. Regulation 61 of the Building Regulations 2012 prescribes that a Local Government may, in certain circumstances, permit a battery powered smoke alarm be installed in a dwelling. The proposed amendments will ensure that

DELEGATION REF / TITLE	EFFECT	REASON
		appropriate authorisations are in place to make determinations under Regulations 55 and 61.
2.3.5 Building Orders	**Amend**	Include a new part 2 (and renumber subsequent clauses) to provide appropriate authority to consider submissions in accordance with section 111(1)(c) of the Building Act 2011 in relation to a building order other than an emergency building order.

Delegations under the City Planning Scheme No. 2 (CPS2)

The clauses related to the new proposed Delegation of Authority detailed below, are attached as Schedule 23.

DELEGATION REF / TITLE	EFFECT	REASON
2.5.2 City Planning Scheme No. 2 – Appoint Authorised Persons	**New**	This new delegation will enable the CEO to appoint authorised persons under the CPS2 to enter land or a building to determine whether provisions of the Scheme have been or are being observed.

FINANCIAL IMPLICATIONS:

There are no financial implications related to this report.

COMMENTS:

This report seeks Council's consideration of:

- the outcomes of the review of delegated authorities by Council to its Committees and the CEO as detailed in this report;
- amendments to the City's delegated authorities as detailed in Schedule 21; and
- approval of the proposed new Delegated Authorities as detailed in Schedule 21.

Following Council's completion of the 2014/15 statutory review of the delegated authorities by Council and adoption of the proposed Delegated Authority Register 2015/16, the CEO will conduct a review of CEO delegations and sub-delegations to fulfil the requirement that all delegations to be reviewed by the Delegator.

The Register will then be distributed to delegates, with guidance provided on the statutory requirements when exercising delegated powers or duties.

Moved by Cr Butler, seconded by Cr Yong

That Council, in accordance with Sections 5.18 and 5.46(2) of the Local Government Act 1995, APPROVES BY ABSOLUTE MAJORITY the delegations made to Committees and the Chief Executive Officer including amendments and new delegations, as detailed in the Delegated Authority Register 2015/16 (Schedule 21).

The motion was put and carried

The votes were recorded as follows:

For: Crs Davidson, Butler and Yong

Against: Nil

4.37pm The Director Corporate Services, Director City Services, Director City Infrastructure and Enterprises and Chief Accountant previously disclosed a Direct Financial Interest at Item FA127/15 for Item FA139/15.

4.37pm The Director City Services, Director City Infrastructure and Enterprises, Senior Management Accountant and Chief Accountant departed the meeting. The Senior Management Accountant and Chief Accountant did not return.

Moved Cr Butler, and Seconded Cr Yong

The Finance and Administration Committee noted the Direct Financial Interest of the Director of Corporate Services and that Mr Mianich be allowed to remain in order to provide technical advice on item FA139/15 - Defined Benefits Superannuation Plan.

The motion was put and carried

The votes were recorded as follows:

For: Crs Davidson, Butler and Yong

Against: Nil

MOTION TO CLOSE THE MEETING

Moved by Cr Butler, seconded by Cr Yong,

That Council resolves to close the meeting to the public to consider Confidential matters in accordance with Section 5.23(2)(e)(iii)of the Local Government Act 1995.

The motion was put and carried

The votes were recorded as follows:

For: Crs Davidson, Butler and Yong

Against: Nil

4.38pm The meeting was closed to the public.

FA139/15 DEFINED BENEFITS SUPERANNUATION PLAN

BACKGROUND:

FILE REFERENCE:	P1025450-3
REPORTING UNIT:	Finance
RESPONSIBLE DIRECTORATE:	Corporate Services Directorate
DATE:	28 April 2015
MAP / SCHEDULE:	Confidential Schedule 24 - PWC Report on Procedures in relation to Equipsuper Confidential Schedule 25 – Heron Partnership – Possible Defined Benefits to Accumulation Transfer

In accordance with Section 5.23(2)(e)(iii) of the *Local Government Act 1995*, this item and related Schedules are confidential and have been distributed to the Elected Members under separate cover.

Moved by Cr Butler, seconded by Cr Yong

That Council:

1. notes the information contained within the Defined Benefits Superannuation Plan Report dated 28 April 2015;

(Cont'd)

2. approves a change of trustee provider for the defined benefits plan of the former City of Perth Superannuation Fund from AustralianSuper to Equipsuper scheduled to take place before 31 December 2015;

3. approves AustralianSuper to continue as the trustee provider for the industry and accumulation components of the former City of Perth Superannuation Fund upon the expiry of the current agreement with AustralianSuper on 30 September 2015.

The motion was put and carried

The votes were recorded as follows:

For: **Crs Davidson, Butler and Yong**

Against: **Nil**

4.50pm The Director City Services and the Director City Infrastructure and Enterprises returned to the meeting.

FA140/15 PROPOSED SURRENDER OF LEASE AND NEW LEASE - CNR CAFE– NORTHBRIDGE PIAZZA

BACKGROUND:

FILE REFERENCE:	P1024921
REPORTING UNIT:	Property Management Services
RESPONSIBLE DIRECTORATE:	City Services
DATE:	21 May 2015
MAP / SCHEDULE:	Confidential Schedule 26 – CNR Café Briefing Note Schedule 27 – CNR Café Proposed Lease Terms

LEGISLATION / STRATEGIC PLAN / POLICY:

Legislation	Section 3.58 of the *Local Government Act 1995*	
Integrated Planning and Reporting Framework Implications	**Corporate Business Plan** Council Four Year Priorities: Capable and responsive organisation	
	S20	Meaningful community engagement and communications

20.2 Increase focus on promoting and marketing City Services and achievements.

At its meeting held on **14 July 2009**, Council resolved to enter into a new lease with CNR Café Pty Ltd for the retail tenancy in the Northbridge Piazza at 44 Lake Street, Northbridge at a rental of $450 per square metre per annum (or $72,900 per annum plus rates but including other building outgoings).

From the beginning this café has traded below expectations. The original Lessee was not able to meet financial obligations and was continually in arrears. In August 2011 the lease was assigned to The Place Enterprises Pty Ltd.

In **December 2012** the City agreed to reduce the then rental from $78,830 per annum to $40,000 per annum increased annually by the movement in CPI.

At its meeting on **15 July 2014** Council agreed to maintain the reduced rental level until the expiry of the lease in 2016.

The Place Enterprises Pty Ltd has now operated the business for 45 months.

DETAILS:

In **March 2015** the operators of CNR decided to place the business on the market. Subsequently the City met with a proposed purchaser however, before this progressed, the financial investors behind the CNR Cafe decided, that as they had contributed both financially and in time to the business, that they wished to persevere as they believed that the future looked positive. This was conditional on the City agreeing to an acceptable rental offer.

The existing lease expires on 31 October 2016. The Lessee wishes to surrender this lease and enter into a new lease for a period of five years.

Schedule 27 details the main lease terms with a commencement rental of $50,000 per annum adjusted annually in accordance with the movement in CPI.

The lease contains a clause whereby percentage rent is applicable at the rate of 8% of turnover. Based on a proposed rental of $50,000 per annum, the Lessee would pay additional rent of 8% over and above $625,000 per annum.

The Lessee has provided a briefing note regarding the business and this is contained in Schedule 26.

The Alternative Options

Option 1

- Continue with the current lease terms and advise the tenant that the lease will not be renewed on expiry in October 2016.

- **For** – gives the City time to seek alternative operators/usages and maximise potential income.
- **Against** – possible vacancy and loss of income.

Option 2

- Allow the Lessee to terminate the lease now and investigate alternate usages for the site.
  - **For** – Gives the current Lessee the opportunity to forfeit ongoing lease commitments and to minimise their loss.
  - **Against** – Possible long term vacancy and loss of rent.

Option 3

- Accept the offer from the current Lessee.
  - **For** – Shows the City's commitment to assist business.
  - Provides some stability in that the premises is not seen as another failed business in Northbridge.
  - Appreciates the long term commitment from the Lessee
  - **Against** – Offer does not meet current Market Value
  - Possibility of the Lessee not being successful and defaulting on the lease.

FINANCIAL IMPLICATIONS:

INCOME:

ACCOUNT NO:	12915000-6521	
BUDGET ITEM:	Other Community Amenities	
BUDGET PAGE NUMBER:	3	
	BUDGET ITEM	**THIS COMPONENT**
BUDGETED AMOUNT:	$67,954	$50,000

The budgeted amount also includes the income derived from the hire of the Piazza and Community Centre.

The City holds a report from Knight Frank dated 4 May 2015 determining the current rent at $77,500 per annum.

The current rental being charged is $41,040 per annum and the tenant is not in arrears.

All figures quoted in this report are exclusive of GST.

COMMENTS:

It is considered that a practical approach involves addressing business issues and the rent so that the shop remains open. The Lessees have expended a lot of time and money trying to build the business and believe that they are moving towards a profitable outcome.

In the interests of the success of the Piazza and the screen, having a facility on site that can support the Citys events in terms of provision of food and beverage is a positive outcome. They have been encouraged to open for events and provide alternative catering on occasion. In addition since the business is showing signs of improvement in trading and developing a following, it would be prudent to support them rather than start again with a new operator.

Therefore Option 3 is recommended for the following reasons;

- The existing lessee has invested a considerable amount of time, effort and money into the business and is committed to the long term.
- Time and past experience has shown that the market rent valuation is not sustainable in this location.
- Consideration should be given to loss of income in the event that the premise remains vacant for some time.
- The usage provides for a family orientated alternative to other eating establishments in the area.

The proposal from the existing Lessee is supported.

OFFICER RECOMMENDATION

That Council:

1. receives and notes the contents of the CNR Kitchen (the Place Enterprises Pty Ltd) Briefing Notes contained in Schedule 26;

2. considers the alternative options for the ongoing occupancy of the café premises at the Piazza, Northbridge and in the event that Council accepts Option 3 being the offer from The Place Enterprises Pty Ltd, then;

3. agrees to the surrender of the lease over CNR Café located at the Piazza Northbridge with effect from 30 June 2015; and

4. approves the advertising of a new lease to the existing lessee, The Place Enterprises Pty Ltd under the terms and conditions as contained in Schedule 27; and

5. notes that, in the event that no submissions are received, in accordance with Delegation 1.10 – Disposing of Property, the Chief Executive Officer has the authority to finalise the disposition without further consideration by the Council.

The Finance and Administration Committee agreed to defer the item as follows:

Moved by Cr Butler, seconded by Cr Yong

That Council defer consideration of the report titled Proposed Surrender of Lease and New Lease – CNR Café – Northbridge Piazza to enable Officers to negotiate a secure ongoing tenancy with the appropriate rental value and term of lease.

The motion was put and carried

The votes were recorded as follows:

For: **Crs Davidson, Butler and Yong**

Against: **Nil**

Reason: The Finance and Administration Committee sought to defer the item in order for Officers to further negotiate a more favourable outcome for the City of Perth.

MOTION TO RE-OPEN THE MEETING

Moved by Cr Butler, seconded by Cr Yong

That Council resolves to re-open the meeting to the public.

The motion was put and carried

The votes were recorded as follows:

For: **Crs Davidson, Butler and Yong**

Against: **Nil**

The meeting was re-opened at 5.17pm and no members of the public returned. Therefore, in accordance with clause 5.26(6)(b) of the City of Perth Standing Orders Local Law 2009, the motions were not read aloud but is recorded in the meeting minutes.

FA141/15 MOTIONS OF WHICH PREVIOUS NOTICE HAS BEEN GIVEN

Nil

FA142/15 GENERAL BUSINESS

Responses to General Business from a Previous Meeting

Nil

New General Business

1. Captain Stirling Statue – Publicity

Cr Butler queried the recent publicity on the Captain Stirling Statue and the progress regarding the relocation of this monument from storage to a suitable site.

The Director City Services advised that a report had been submitted to the General Purposes Committee in August 2012 presenting alternative locations for the statue, this report was deferred at Committee as the proposed location was not supported, a report will be submitted back to the Finance and Administration Committee for their consideration on the proposed site.

2. Government Guarantee Fee

Cr Davidson queried the implications on the Councils Budget from the Guarantee Fee recently imposed by the West Australian Treasury Corporate on loans to governmental authorities which was increased in the State Budget from .1% to .7%.

The Director Corporate Services advised that a budget adjustment will need to occur after the Budget has been endorsed. The Chief Executive Officer queried whether a report should be established explaining the implications this significant amendment will have on the budget and outlining the overall effect this will have on Local Governments across the sector.

Moved by Cr Davidson, seconded Cr Butler

The Finance and Administration Committee requests a report be submitted in relation to the Guarantee Fee and an explanation of the implications this will have on the budget.

The motion was put and carried

The votes were recorded as follows:

For: Crs Davidson, Butler and Yong

Against: Nil

3. Perth Concert Hall Lease

Cr Butler queried the current lease for the Perth Concert Hall and the management and activation of this venue. The Director City Services advised that the Manager of Property Management has been meeting regularly with the West Australian Symphony Orchestra (WASO) who is the new manager of the venue as of 1 January 2015, the City is also working with the Department of Culture and Arts (DCA) on a priority works schedule to deal with maintenance issues at the Perth Concert Hall.

4. Redevelopment of Raine Square Perth

The Chief Executive Officer advised the Finance and Administration Committee that a preliminary estimated figure had been provided to the City for the demolition work on the Raine Square pedestrian Bridge and construction on the Raine Square Building, this estimated figure exceeds the City's original budgeted amount. The City will request the Metropolitan Redevelopment Authority (MRA) to contribute to the exceeding budgeted amount.

FA143/15 ITEMS FOR CONSIDERATION AT A FUTURE MEETING

Outstanding Items:

- Council Dining Room (raised FA30/09/14, updated 21/04/15).

FA144/15 CLOSE OF MEETING

5.31pm There being no further business the Presiding Member declared the meeting closed.

SCHEDULES
FOR THE MINUTES OF THE
FINANCE AND
ADMINISTRATION
COMMITTEE MEETING
HELD ON
2 JUNE 2015

SCHEDULE 1

INVESTMENT REPORT	Market Value	Market Value	Cost & Impairment	% of	Interest Earned	Weighted Average Monthly	Interest Earned
30-Apr-15	31-Mar-15	30-Apr-15	30-Apr-15	Class	Apr	Rate	YTD
Municipal							
Short term Direct Investments							
Call	$6,600,718	$20,255,173	$20,255,173	15.9%	$23,045	2.82%	$161,290
Term Deposits	$49,800,000	$30,800,000	$30,800,000	24.2%	$127,603	3.96%	$1,841,624
Short	**$56,400,718**	**$51,055,173**	**$51,055,173**		**$150,648**	**3.79%**	**$2,002,915**
Total Municipal - Cash Back Securities	**$56,400,718**	**$51,055,173**	**$51,055,173**		**$150,648**	**3.79%**	**$2,002,915**
Total Municipal Investments	**$56,400,718**	**$51,055,173**	**$51,055,173**		**$150,648**	**3.79%**	**$2,002,915**
Reserves							
Short term Direct Investments							
Call	$394,002	$3,225,420	$3,225,420	2.5%	$5,043	2.75%	$15,802
Term Deposits	$63,750,000	$60,200,000	$60,200,000	47.3%	$170,408	3.43%	$1,988,286
Total	**$64,144,002**	**$63,425,420**	**$63,425,420**		**$175,451**	**3.41%**	**$2,004,088**
Floating Rate Notes/ CLNs							
WPAC- Sub Debt -FRN	3,008,850	3,006,210	$3,003,655	2.4%	$9,096	3.67%	$103,455
Total	**$3,008,850**	**$3,006,210**	**$3,003,655**		**$9,096**	**3.67%**	**$103,455**
Medium term Direct Investments							
Barclays - Emerald -MBS	2,831,206	2,831,206	$2,651,774	2.1%	$12,022	3.16%	$127,872
Total	**$2,831,206**	**$2,831,206**	**$2,651,774**		**$12,022**	**3.16%**	**$127,872**
Total Reserve - Cash Back Securities	**$69,984,058**	**$69,262,836**	**$69,080,850**		**$196,570**	**3.41%**	**$2,235,415**
Balanced Funds							
Colonial Share Index	$4,405,952	$4,330,707	$4,330,707	100%	-$75,346	-18.69%	$431,459
Total	**$4,405,952**	**$4,330,707**	**$4,330,707**		**-$75,346**	**-18.69%**	**$431,459**
Total Reserve Investments	**$74,390,010**	**$73,593,544**	**$73,411,557**		**$121,224**	**1.92%**	**$2,666,875**
Trust							
Short term Direct Investments							
Call	$352,890	$405,492	$405,492	0.3%	$350	1.15%	$4,737
Term Deposits	$6,783,433	$6,783,433	$6,783,433	5.3%	$16,847	3.09%	$180,452
Total	**$7,136,323**	**$7,188,925**	**$7,188,925**		**$17,198**	**3.05%**	**$185,189**
Total Trust - Cash Back Securities	**$7,136,323**	**$7,188,925**	**$7,188,925**		**$17,198**	**3.05%**	**$185,189**
Total Investments-Cash Back Securities	**$133,521,100**	**$127,506,934**	**$127,324,948**		**$364,416**	**3.55%**	**$4,423,519**
Grand Total Investments	**$137,927,052**	**$131,837,642**	**$131,655,655**		**$289,069**	**2.67%**	**$4,854,978**

INVESTMENT RATES:

CASH RATE
2.25%

BENCHMARK
2.21%

AVERAGE excl.Trust
2.95%

30-Apr-15

INSTITUTION CREDIT AND RATING				
INSTITUTION	AMOUNT	PERCENTAGE	CREDIT RATING	MAX AMOUNT
ANZ	13,886,085.38	11%	A1+	OK
AMP	13,000,000.00	10%	A1	OK
ING	12,000,000.00	9%	A2	OK
BOQLD	22,550,000.00	17%	A2	OK
BANKWEST	13,803,416.57	10%	A1+	OK
BARCLAYS	2,651,774.29	2%	NR	OK
C B A	-	0%	A1+	OK
BENDIGO	-	0%	A2	OK
MACQUARIE	0.00	0%	A1	OK
MEQUITY	0.00	0%	A2	OK
NAB	39,930,016.25	30%	A1+	OK
ST GEORGE	-	0%	A1+	OK
SUNCORP METWAY	6,500,000.00	5%	A1	OK
WESTPAC	3,003,655.07	2%	A1+	OK
COLONIAL	4,330,707.31	3%	NR	OK
TOTAL	**131,655,654.87**	**100%**		

GLOBAL CREDIT EXPOSURE			
INSTITUTION	AMOUNT	PERCENTAGE	MAX ALLOWED
A1+, A1, AA	90,123,173.27	68%	100%
A2	34,550,000.00	26%	60%
A3 and Unrated	6,982,481.60	5%	10%
TOTAL	**131,655,654.87**	**100%**	

A1+	45%
A1	45%
A2	40%
A3	10%
AAA	45%
AA	45%
Unrated	10%

INDIVIDUAL ADI EXPOSURE ALLOWED

CITY OF PERTH - SHORT TERM INVESTMENTS (Excluding Call) AS AT 30 APRIL 2015

FUND	INSTITUTION	TYPE	AMOUNT	RATE	LODGED	MATURITY	Total Investment Days	TOTAL INTEREST individual outstanding investment
MUNICIPAL	BANKWEST	Short Term Direct Investments TERM DEPOSITS	$ 2,000,000.00	3.00%	17/03/2015	21/05/2015	65	$ 10,684.93
MUNICIPAL	BANKWEST	Short Term Direct Investments TERM DEPOSITS	$ 1,500,000.00	3.50%	26/11/2014	28/05/2015	183	$ 26,321.92
MUNICIPAL	BANKWEST	Short Term Direct Investments TERM DEPOSITS	$ 3,500,000.00	3.05%	24/02/2015	25/06/2015	121	$ 35,388.36
MUNICIPAL	BQLD	Short Term Direct Investments TERM DEPOSITS	$ 6,000,000.00	3.60%	8/08/2014	29/05/2015	294	$ 173,983.56
MUNICIPAL	BQLD	Short Term Direct Investments TERM DEPOSITS	$ 3,000,000.00	3.45%	30/01/2015	31/07/2015	182	$ 51,608.22
MUNICIPAL	ING	Short Term Direct Investments TERM DEPOSITS	$ 2,500,000.00	3.50%	7/10/2014	30/06/2015	266	$ 63,767.12
MUNICIPAL	NAB	Short Term Direct Investments TERM DEPOSITS	$ 1,800,000.00	3.50%	4/12/2014	4/06/2015	182	$ 31,413.70
MUNICIPAL	NAB	Short Term Direct Investments TERM DEPOSITS	$ 1,500,000.00	3.15%	11/02/2015	11/06/2015	120	$ 15,534.25
MUNICIPAL	NAB	Short Term Direct Investments TERM DEPOSITS	$ 2,000,000.00	3.63%	25/07/2014	22/06/2015	332	$ 66,036.16
MUNICIPAL	NAB	Short Term Direct Investments TERM DEPOSITS	$ 3,000,000.00	3.52%	22/10/2014	30/06/2015	251	$ 72,618.08
MUNICIPAL	SUNCORP	Short Term Direct Investments TERM DEPOSITS	$ 2,000,000.00	3.60%	24/11/2014	21/05/2015	178	$ 35,112.33
MUNICIPAL	SUNCORP	Short Term Direct Investments TERM DEPOSITS	$ 2,000,000.00	3.55%	16/12/2014	18/06/2015	184	$ 35,791.78
			$ 30,800,000.00					
RESERVES	AMP	Short Term Direct Investments TERM DEPOSITS	$ 3,000,000.00	3.60%	23/12/2014	22/06/2015	181	$ 53,556.16
RESERVES	BANKWEST	Short Term Direct Investments TERM DEPOSITS	$ 3,000,000.00	2.90%	9/04/2015	9/07/2015	91	$ 21,690.41
RESERVES	BANKWEST	Short Term Direct Investments TERM DEPOSITS	$ 3,500,000.00	3.00%	10/03/2015	10/09/2015	184	$ 52,931.51
RESERVES	BQLD	Short Term Direct Investments TERM DEPOSITS	$ 2,000,000.00	3.60%	4/12/2014	4/06/2015	182	$ 35,901.37
RESERVES	BQLD	Short Term Direct Investments TERM DEPOSITS	$ 5,000,000.00	3.75%	4/06/2014	4/06/2015	365	$ 187,500.00
RESERVES	BQLD	Short Term Direct Investments TERM DEPOSITS	$ 2,550,000.00	3.60%	9/12/2014	11/06/2015	184	$ 46,277.26
RESERVES	BQLD	Short Term Direct Investments TERM DEPOSITS	$ 1,000,000.00	3.50%	8/01/2015	9/07/2015	182	$ 17,452.05
RESERVES	BQLD	Short Term Direct Investments TERM DEPOSITS	$ 1,000,000.00	3.10%	12/03/2015	16/07/2015	126	$ 10,701.37
RESERVES	ING	Short Term Direct Investments TERM DEPOSITS	$ 6,000,000.00	3.55%	21/10/2014	30/06/2015	252	$ 147,057.53
RESERVES	ING	Short Term Direct Investments TERM DEPOSITS	$ 3,500,000.00	3.10%	20/02/2015	19/08/2015	180	$ 53,506.85
RESERVES	NAB	Short Term Direct Investments TERM DEPOSITS	$ 2,750,000.00	3.61%	4/09/2014	7/05/2015	245	$ 66,636.64
RESERVES	NAB	Short Term Direct Investments TERM DEPOSITS	$ 1,500,000.00	3.50%	8/12/2014	11/06/2015	185	$ 26,609.59
RESERVES	NAB	Short Term Direct Investments TERM DEPOSITS	$ 3,000,000.00	3.60%	21/08/2014	22/06/2015	305	$ 90,246.58
RESERVES	NAB	Short Term Direct Investments TERM DEPOSITS	$ 1,500,000.00	3.50%	23/12/2014	25/06/2015	184	$ 26,465.75
RESERVES	NAB	Short Term Direct Investments TERM DEPOSITS	$ 2,000,000.00	3.48%	22/01/2015	23/07/2015	182	$ 34,704.66
RESERVES	NAB	Short Term Direct Investments TERM DEPOSITS	$ 2,500,000.00	3.10%	27/02/2015	31/07/2015	154	$ 32,698.63
RESERVES	NAB	Short Term Direct Investments TERM DEPOSITS	$ 3,900,000.00	3.51%	26/11/2014	31/07/2015	247	$ 92,635.15
RESERVES	NAB	Short Term Direct Investments TERM DEPOSITS	$ 3,000,000.00	3.15%	17/02/2015	13/08/2015	177	$ 45,826.03
RESERVES	NAB	Short Term Direct Investments TERM DEPOSITS	$ 1,000,000.00	3.20%	5/02/2015	31/08/2015	207	$ 18,147.95
RESERVES	NAB	Short Term Direct Investments TERM DEPOSITS	$ 6,000,000.00	3.20%	9/02/2015	31/08/2015	203	$ 106,783.56
RESERVES	SUNCORP	Short Term Direct Investments TERM DEPOSITS	$ 2,500,000.00	3.60%	24/11/2014	21/05/2015	178	$ 43,890.41
			$ 60,200,000.00					
ROD EVANS	BWEST	Short Term Direct Investments TERM DEPOSITS	$ 303,416.57	3.05%	26/02/2015	27/05/2015	90	$ 2,281.86
TRUST	BQLD	Short Term Direct Investments TERM DEPOSITS	$ 2,000,000.00	3.10%	13/03/2015	16/07/2015	125	$ 21,232.88
TRUST	NAB	Short Term Direct Investments TERM DEPOSITS	$ 1,500,000.00	2.51%	9/04/2015	28/05/2015	49	$ 5,054.38
TRUST	NAB	Short Term Direct Investments TERM DEPOSITS	$ 500,000.00	3.10%	26/02/2015	28/05/2015	91	$ 3,864.38
TRUST	NAB	Short Term Direct Investments TERM DEPOSITS	$ 730,016.25	3.50%	8/01/2015	9/07/2015	182	$ 12,740.28
TRUST	NAB	Short Term Direct Investments TERM DEPOSITS	$ 1,750,000.00	3.03%	26/03/2015	24/09/2015	182	$ 26,439.86
			$ 6,783,432.82					
		TOTAL investments	**$ 97,783,432.82**					**$ 1,901,093.53**

SCHEDULE 2

FINANCIAL ACTIVITY STATEMENT FOR THE TEN MONTHS TO 30 APRIL 2015

REPORT OF VARIANCES TO BUDGET

This report compares the actual performance for the ten months to 30 April 2015 compared to the revised budget approved by Council on 17 March 2015.

Operating Revenue

- Parking revenue was overall $370,000 above the revised budget which includes higher Work Zone fees $185,000, Parking Revenue $182,000 and a small amount from higher permit fees. Undercover car parks were $390,000 above the revised budget against shortfalls in Open Air car parks of ($56,000) and Kerbside parking ($107,000). The Convention Centre car park achieved a favourable variance of $132,000, Mayfair Street $45,000, Elder Street $44,000 and Pier Street $56,000. Most car parks exceeded revised budget with some exceptions, the highest being at His Majesty's which fell ($74,000) below the forecast.

- Fines and Costs were ($263,000) below revised estimates predominantly due to the ongoing construction activity in the City, reducing the number of on-street bays available.

- Investment income was $209,000 above the revised budget with the term deposits maintaining competitive rates against a negative return for the month on balance funds ($75,000). The resultant overall average return for the period was 2.95%, excluding Trust Funds.

- Rental and Hire Charges were above the revised budget by $165,000 mainly from Affordable Housing $60,000, Banners $31,000, Northbridge Piazza $17,000 and City Station Retail properties $20,000.

- Other Income fell ($188,000) below forecast with the main areas being lower Planning Fees ($171,000), Airspace Licenses ($57,000) and Building Certification and Control ($54,000). Other areas included higher revenue for Parking Technical Services $37,000, Re-instatement Works $10,000, other licensing $7,000 and Reserve Hire $21,000. The balance is made up from a range of smaller variances across the organisation.

Operating Expenditure

- Materials and contracts were $2,792,000 under the revised budget primarily in property maintenance $347,000, Consultancy $418,000 and Infrastructure Contractors $460,000. Areas were mainly Footpaths $353,000, Drainage $106,000 and Road Reserves $136,000. Other areas include maintenance in Council House $217,000, Christmas Decorations $93,000, Undercover car parks $107,000, Transport Policy $94,000 and Retail Marketing $101,000

and are partly due to timing differences. A range of smaller variances occurred throughout the organisation.

- Utilities were under the estimates $101,000 mainly caused by timing of processing of expenditure.

- Depreciation is running below revised budget $773,000 and is dependent on timing of capitalisation of completed works and asset purchases such as fixed plant. Computer projects still to be capitalised, amounts to $236,000, Roads and Kerbs $295,000 and estimates of infrastructure in Parks and Gardens are under by $105,000.

- The lower Loss on Disposal of Assets ($274,000) was the result of better than expected proceeds from sale of assets, being mainly the replacement of vehicles.

- Other Expenditure reflects savings mainly in Donations and Sponsorships $608,000, comprising mainly of Heritage Incentives and Contributions $381,000 and Public Art $159,000. Emergency Services Levy was over estimated $102,000 and with smaller variances that partly offsets this variance.

Investing Activities

- Capital expenditure was $7.0 million under the revised budget with ongoing work in a number of large projects including the City of Perth Library and Public Plaza, Lighting in St Georges Terrace (William to King Streets), Harold Boas Gardens lake refurbishment, Wellington Street Stage 2A, 2-Way Mounts Bay Road conversion, Lighting - St Georges Terrace (William - King) as well as various footpath and drainage projects. Several large projects are delayed as a result access and other restrictions due to construction work. These are unlikely to be completed during this financial year; e.g. the Barrack Street 2-Way Conversion project and will be carried over into the next financial year.
- Transfers to Reserves are running marginally behind the revised budget.

Financing Activities

- Transfers from Reserves are below the expected level in the revised budget by ($3.8 million), as a result of both the delays in capital expenditure and the timing of expensing of the Parking Bay license payments.

- Funding from carry forwards estimated in the revised budget is also dependant on the progress of the capital works program.

FINANCIAL ACTIVITY STATEMENT FOR THE TEN MONTHS TO 30 APRIL 2015

REPORT OF VARIANCES TO BUDGET

Amounts sourced from Rates

- Rates revenue raised was in line with the revised budget.

CITY OF PERTH

FINANCIAL ACTIVITY STATEMENT - for the period ended 30 April 2015

Proceeds from Operating Activities	Revised Budget 2014/15 $	Budget YTD 30-Apr-15 $	Actual YTD 30-Apr-15 $	Variance YTD 30-Apr-15 $
Operating Revenue				
Nature of Income				
Parking Fees	72,881,162	60,725,915	61,096,021	370,106
Fines and Costs	9,617,112	7,840,865	7,577,396	(263,469)
Investment Income and Interest	5,580,133	4,928,690	5,138,117	209,427
Community Service Fees	1,442,179	1,193,136	1,161,726	(31,410)
Rubbish Collection	6,039,005	6,070,201	6,075,769	5,568
Rentals and Hire Charges	5,364,809	4,511,812	4,677,248	165,436
Recurrent Grants	1,815,178	1,555,806	1,531,598	(24,207)
Contributions, Donations and Reimbursements	455,014	371,254	372,178	925
Other Income	6,144,988	5,041,556.33	4,853,305	(188,252)
	109,339,579	**92,239,235**	**92,483,359**	**244,124**
Less: Operating Expenditure				
Nature of Expenditure				
Employee Costs	63,476,391	51,846,778	51,931,591	(84,813)
Materials and Contracts	48,662,165	38,242,269	35,450,578	2,791,691
Utilities	3,069,668	2,619,826	2,518,461	101,365
Insurance Expenditure	1,170,683	1,005,327	1,013,471	(8,144)
Depreciation and Amortisation	30,156,375	24,023,733	23,251,440	772,293
Interest Expenses	1,530,827	1,291,777	1,288,408	3,369
Expense Provisions	992,713	812,103	785,495	26,608
Loss on Disposal of Assets	3,253,872	493,463	219,689	273,774
Other Expenditure	22,512,024	18,652,230	17,955,586	696,644
	174,824,718	**138,987,506**	**134,414,719**	**4,572,787**
Add back Depreciation	(30,156,375)	(24,023,733)	(23,251,440)	(772,293)
(Loss) / Profit on Disposals	(3,253,872)	(493,463)	(219,689)	(273,774)
	141,414,471	**114,470,310**	**110,943,590**	**3,526,720**
Net Surplus/(Deficit) from Operations	**(32,074,892)**	**(22,231,075)**	**(18,460,231)**	**3,770,844**
Investing Activities				
Capital Expenditure	(78,068,852)	(50,601,387)	(43,565,692)	7,035,695
Repayment of Borrowings	(6,128,375)	(5,536,344)	(5,536,344)	-
Transfers to Reserves	(19,998,574)	(4,996,904)	(4,023,918)	972,986
	(104,195,801)	**(61,134,635)**	**(53,125,954)**	**8,008,681**
Financing Activities				
Transfer from Reserves	25,849,140	10,299,289	6,518,411	(3,780,878)
Carry Forwards	15,398,548	10,309,000	9,031,683	(1,277,317)
Proceeds from Disposal of Assets/Investments	1,171,000	975,299	1,551,267	575,968
Distribution from TPRC	1,666,667	1,166,667	1,166,667	-
Capital Grants	2,047,337	1,209,694	1,064,578	(145,116)
	46,132,692	**23,959,949**	**19,332,606**	**(4,627,342)**
Net Surplus/(Deficit) before Rates	**(90,138,001)**	**(59,405,761)**	**(52,253,579)**	**7,152,182**
Add: Opening Funds	**16,073,145**	**16,073,145**	**16,073,145**	-
Less: Closing Funds	**1,728,224**	**32,480,463**	**39,645,940**	**7,165,477**
Amount Sourced from Rates	**75,793,080**	**75,813,080**	**75,826,374**	**13,294**

Net Cash on Hand				
Cash On Hand	2,783,609	8,728,814	12,379,814	3,651,000
Money Market Investments	95,443,156	109,081,607	105,330,707	(3,750,900)
Funds on Hand	**98,226,765**	**117,810,421**	**117,710,521**	**(99,900)**
Analysis of Funds on Hand				
Reserves	77,804,213	69,046,481	67,342,789	(1,703,692)
Provisions	11,406,451	10,860,892	11,011,816	150,924
Carry forwards	-	19,633,975	17,768,303	(1,865,672)
Restricted Grants not yet utilised	176,291	262,500	352,582	90,082
General Funds	8,839,810	18,006,573	21,235,031	3,228,458
Funds on Hand	**98,226,765**	**117,810,421**	**117,710,521**	**(99,900)**

CURRENT POSITION AS AT THE END OF THE PERIOD

30-April-2015

	2014/15 Revised Budget	2014/15 Budget YTD	2014/15 Actual YTD	2014/15 Variance
Current Assets	**$**	**$**	**$**	**$**
Cash and Cash Equivalents	2,783,609	8,728,814	12,379,814	3,651,000
Deposits and Prepayments	3,735,618	3,317,165	3,974,662	657,497
Money Market Investments - Municipal Funds	17,638,943	40,035,126	37,987,918	(2,047,208)
Money Market Investments - Restricted Funds	77,804,213	69,046,481	67,342,789	(1,703,692)
Trade and Other Receivables	11,768,380	7,178,290	9,266,826	2,088,536
Inventories	2,300,551	2,037,468	3,283,687	1,246,219
Total Current Assets	**116,031,314**	**130,343,344**	**134,235,696**	**3,892,352**
Current Liabilities				
Trade and Other Payables	24,628,912	17,693,008	15,682,872	(2,010,136)
Employee Entitlements	11,406,451	10,661,195	11,011,816	350,621
Provisions	287,225	199,697	199,697	-
Borrowings	6,441,707	6,388,622	6,388,622	-
Total Current Liabilities	**42,764,295**	**34,942,522**	**33,283,007**	**- 1,659,515**
Working Capital Position Brought Forward	**$ 73,267,020**	**$ 95,400,822**	**$ 100,952,689**	**$ 5,551,867**
Deduct Restricted Cash Holdings	(77,804,213)	(69,046,481)	(67,342,789)	1,703,692
Deduct Unspent Borrowings	(176,291)	-	-	-
Deduct Restricted Capital Grants	-	(262,500)	(352,582)	(90,082)
Add Current Borrowings	6,441,707	6,388,622	6,388,622	-
Current Funds Position Brought Forward	**$ 1,728,224**	**$ 32,480,463**	**$ 39,645,940**	**$ 7,165,477**

EXPLANATORY NOTES – FINANCIAL ACTIVITY STATEMENT

BACKGROUND

- Regulation 34 of the Local Government (Financial Management) Regulations 1996 was amended effective from 1 July 2005.
- The amendment prescribes a monthly Financial Activity Statement (FAS) reporting the sources and application of funds, as set out in the Rate Setting Statement which is included in the Annual Budget.

PURPOSE

- The FAS reports the actual financial performance of the City in relation to its adopted budget, which has been structured on financial viability and sustainability principles.
- The FAS is intended to act as a guide to Council of the impact of financial activities and the reasons for major variances to the annual budget estimates.

PRESENTATION

- Regulation 34 prescribes the minimum detail to be included in the FAS. These are listed below.
  - Annual Budget estimates, and approved revisions to these, are to be included for comparison purposes.
  - Actual amounts of income and expenditure to the end of the month of the FAS.
  - Material variances between the comparable amounts and commentary on reasons for these.
  - The net current assets at the end of the month to which the FAS relates.
- An explanation of the composition of the net current assets at the end of the month to which the FAS relates; less committed and restricted assets.
- Councils are given the option of adopting a format which is considered most appropriate to their needs. These options are listed below.
  - According to nature and type classification,
  - by program, or
  - by business unit.
- It is recommended that while the information presented by cost objects (programs and activities) or by cost centres (business units) are useful for expense allocation and cost centre accountability purposes, they are less informative and difficult to comprehend in matters of disclosure and less effective in cost management and control.
- The FAS has therefore been presented in the format using nature and type classification as the most meaningful disclosure to the Council and public.

FORMAT

- The FAS is formatted to align with the Rate Setting Statement.
- The first part deals with operating income and expenditure, excluding rate revenue.
- The next classification is the amount spent on capital expenditure and debt repayments.
- The classification ‘Financing Activities’ provides a statement of sources of funds other than from operating or rates revenue, which are usually associated with capital expenditure.
- Attached to the FAS is a statement of ‘Net Current Assets’ for the budget and actual expenditure to the end of the month to which the FAS relates.
- Opening and closing funds represent the balance of ‘Net Current Assets’, not including any funds which are committed or restricted.
- “Committed assets” means revenue unspent but set aside under the annual budget for a specific purpose.
- “Restricted assets” means those assets the uses of which are restricted, wholly or partially, by regulations or other externally imposed requirements”, e.g. reserves set aside for specific purposes.
- To avoid duplication in calculating ‘Closing Funds on hand’, certain balances, such as provisions and borrowings, are also deducted.
- The total Closing Funds on hand are to be taken into account when calculating the amount to be raised by rates each year.
- The classification “Net Cash on Hand” represents the balances of funds held in cash or invested and the analysis into those funds reserved, carried forward or remaining unspent at the end of the month to which the FAS relates.

CITY *of* PERTH

CITY of PERTH

Financial Statements

For the 10 months ended 30 April 2015

CITY OF PERTH
MUNICIPAL
Statement of Comprehensive Income for the 10 months ended 30 April 2015
(By Program)

	Note	Budget 2014/2015	Revised Budget YTD	Actual YTD 30/04/2015	YTD Variance	
OPERATING REVENUE		$	$	$	$	%
Governance		-	184	979	795	432.1%
General Purpose Funding Rates		77,090,912	76,650,331	76,650,401	70	0.0%
General Purpose Funding Other		5,698,125	5,254,440	5,452,692	198,252	3.8%
Law, Order, Public Safety		43,850	35,918	7,515	(28,403)	-79.1%
Health		794,500	883,376	930,353	46,977	5.3%
Education and Welfare		2,004,694	1,653,953	1,608,202	(45,751)	-2.8%
Housing		599,130	583,667	643,565	59,898	10.3%
Community Amenities		8,834,955	8,884,306	8,713,547	(170,759)	-1.9%
Recreation and Culture		2,020,166	1,779,831	1,920,799	140,968	7.9%
Transport		90,391,399	70,340,799	70,395,513	54,714	0.1%
Economic Services		1,271,410	863,964	845,178	(18,786)	-2.2%
Other Property and Services		1,688,879	1,121,546	1,140,989	19,443	1.7%
Total Operating Income		190,438,021	168,052,315	168,309,733	257,418	0.2%
OPERATING EXPENDITURE						
Governance		10,146,717	7,763,847	7,507,969	255,878	3.3%
General Purpose Funding		2,780,601	1,955,566	1,964,096	(8,530)	-0.4%
Law, Order, Public Safety		3,754,876	3,175,521	3,196,612	(21,091)	-0.7%
Health		2,079,830	1,519,784	1,478,075	41,709	2.7%
Education and Welfare		3,485,384	2,935,137	2,897,368	37,769	1.3%
Housing		586,705	465,654	469,777	(4,123)	-0.9%
Community Amenities		27,934,599	22,368,041	21,847,894	520,147	2.3%
Recreation and Culture		32,733,027	26,206,026	25,306,856	899,170	3.4%
Transport		78,645,533	61,950,332	59,636,241	2,314,091	3.7%
Economic Services		10,502,529	8,547,972	8,078,886	469,086	5.5%
Other Property and Services		4,508,297	1,606,162	1,811,256	(205,094)	-12.8%
Total Operating Expenditure		177,158,097	138,494,043	134,195,030	4,299,013	3.1%
NET FROM OPERATIONS		13,279,924	29,558,272	34,114,703	4,556,431	15.4%
GRANTS/CONTRIBUTIONS						
For the Development of Assets						
- General Purpose Funding		76,885	80,200	80,200	-	0.0%
- Law ,Order,Public Safety		-	15,000	-	(15,000)	-100.0%
- Recreation and Culture		60,000	22,535	24,333	-	0.0%
- Transport		1,684,010	1,091,959	960,045	(131,914)	-12.1%
Total Grants/Contributions		1,820,895	1,209,694	1,064,578	(145,116)	-12.0%
DISPOSAL/WRITE OFF OF ASSETS						
Gain/(Loss) on Disposal of Assets	2	(1,032,366)	(493,463)	(219,689)	273,774	-55.5%
Change in net assets resulting from operations **before significant items**		14,068,453	30,274,503	34,959,592	4,685,089	15.5%
SIGNIFICANT ITEMS						
Distribution from TPRC		1,667,000	-	-	-	0.0%
Elizabeth Quay Contribution		-	(2,409,687)	-	2,409,687	-100.0%
Revaluation of Infrastructure Assets		-	-	184,311,651	184,311,651	0.0%
Change in net assets resulting from operations after significant items		15,735,453	27,864,816	219,271,243	191,406,427	686.9%

CITY OF PERTH
MUNICIPAL
Statement of Comprehensive Income for the 10 months ended 30 April 2015
(By Nature)

	Note	Budget 2014/2015	Revised Budget YTD	Actual YTD 30/04/2015	YTD Variance	
OPERATING REVENUE		$	$	$	$	%
Rates		76,236,923	75,813,080	75,826,374	13,294	0.0%
Grants and Contributions for Non Capital Purposes		1,857,558	1,555,806	1,531,598	(24,208)	-1.6%
Donations and Reimbursements		518,722	371,254	372,178	924	0.2%
Fees and Charges		104,440,404	83,642,939	83,705,727	62,788	0.1%
Interest and Investment Income		5,487,586	4,928,690	5,138,117	209,427	4.2%
Other Revenue		1,896,827	1,740,546	1,735,740	(4,806)	-0.3%
Total Revenue from Operating Activities		190,438,021	168,052,315	168,309,733	257,418	0.2%
OPERATING EXPENDITURE						
Employee Costs		64,501,116	51,846,778	51,931,591	(84,813)	-0.2%
Materials and Contracts		49,484,905	38,242,269	35,450,578	2,791,691	7.3%
Utilities		2,995,573	2,619,826	2,518,461	101,365	3.9%
Depreciation and Amortisation		34,536,990	24,023,733	23,251,440	772,293	3.2%
Interest		1,640,018	1,291,777	1,288,408	3,369	0.3%
Insurance		1,179,533	1,005,327	1,013,471	(8,144)	-0.8%
Expenses Provision		992,713	812,103	785,495	26,608	3.3%
Other Expenses from Ordinary Activities		21,827,249	18,652,230	17,955,586	696,643	3.7%
Total Expenses from Ordinary Activities		177,158,097	138,494,043	134,195,030	4,299,013	3.1%
Change in Net Assets from Ordinary Activities before Capital Amounts		13,279,924	29,558,272	34,114,703	4,556,431	15.4%
GRANTS/CONTRIBUTIONS						
Grants and Contributions- Capital		1,820,895	1,209,694	1,064,578	(145,116)	-12.0%
NET OPERATING SURPLUS		15,100,819	30,767,966	35,179,281	4,411,315	14.3%
DISPOSAL/WRITE OFF OF ASSETS	2	(1,032,366)	(493,463)	(219,689)	273,774	-55.5%
SIGNIFICANT ITEMS						
Distribution from TPRC		1,667,000	-	-	-	0.0%
Elizabeth Quay Contribution		-	(2,409,687)	-	2,409,687	-100.0%
Revaluation of Infrastructure Assets		-	-	184,311,651	184,311,651	0.0%
Change in net assets resulting from operations after capital amounts and significant items		15,735,453	27,864,816	219,271,243	191,406,427	686.9%

CITY OF PERTH
MUNICIPAL

Statement of Financial Position as at 30 April 2015

	Note	30/04/2015	30/06/2014
CURRENT ASSETS		$	$
Cash and Cash Equivalents	11	12,379,814	4,464,366
Deposits/Prepayments	4	3,974,662	1,420,810
Investments	3, 11	105,330,707	103,131,912
Trade and Other Receivables	5	8,995,171	10,613,937
Rates Receivable	1	271,655	52,088
Inventories		3,283,687	2,107,372
TOTAL CURRENT ASSETS		134,235,696	121,790,485
NON CURRENT ASSETS			
Investments	3	8,390,869	9,660,340
Trade and Other Receivables	5	34,211	44,205
Property, Plant and Equipment	8	640,954,019	650,724,102
Infrastructure	8	480,730,295	305,154,277
Capital Work in Progress	8	76,861,042	45,032,351
TOTAL NON CURRENT ASSETS		1,206,970,436	1,010,615,275
TOTAL ASSETS		1,341,206,132	1,132,405,760
CURRENT LIABILITIES			
Trade and Other Payables	6	15,682,872	20,884,773
Employee Benefits	7	11,011,816	10,712,176
Provisions	7	199,697	287,225
Loan Liability	9	6,388,622	6,128,375
TOTAL CURRENT LIABILITIES		33,283,007	38,012,549
NON CURRENT LIABILITIES			
Employee Benefits	7	2,037,135	2,306,727
Provisions	7	3,804,697	3,479,847
Loan Liability	9	36,972,120	42,768,711
TOTAL NON CURRENT LIABILITIES		42,813,952	48,555,285
TOTAL LIABILITIES		76,096,959	86,567,834
NET ASSETS		$1,265,109,173	$1,045,837,926
EQUITY			
Accumulated Surplus		634,960,404	587,289,902
Asset Revaluation Reserve	10	557,254,098	372,942,447
Reserves	10	72,894,671	85,605,577
TOTAL EQUITY		$1,265,109,173	$1,045,837,926

I:\CPS\Admin Services\Committees\4. Finance and Admin\AS15052712 Sch - 6. Financial Statements for 10 Months ended 30 April 2015.pdf

CITY OF PERTH
MUNICIPAL

Statement of Changes in Equity for the 10 months ended 30 April 2015

	Accumulated Surplus	Asset Revaluation Reserve	Cash Backed Reserves	Total Equity
	$	$	$	$
Balance at 1 July 2013	468,362,919	377,710,375	90,492,874	936,566,168
Change in net assets resulting from operations	109,271,758	-	-	109,271,758
Transfer to Cash Backed Reserves	(26,612,491)	-	26,612,491	-
Transfers to Asset Revaluation Reserve	(575,625)	575,625	-	-
Transfers from Asset Revaluation Reserve	5,343,553	(5,343,553)	-	-
Transfer from Cash Backed Reserves	31,499,788	-	(31,499,788)	-
Balance at 30 June 2014	$587,289,902	$372,942,447	$85,605,577	$1,045,837,926
	$	$	$	$
Balance at 1 July 2014	587,289,902	372,942,447	85,605,577	1,045,837,926
Change in net assets resulting from operations	219,271,243			219,271,243
Transfer to Cash Backed Reserves	(4,023,918)	-	4,023,918	-
Transfers to Asset Revaluation Reserve	(184,311,651)	184,311,651	-	-
Transfers from Asset Revaluation Reserve	-	-	-	-
Transfer from Cash Backed Reserves	16,734,824	-	(16,734,824)	-
Balance at the end of the reporting period	**$634,960,398**	**$557,254,098**	**$72,894,671**	**$1,265,109,169**

CITY OF PERTH
MUNICIPAL
Statement of Cash Flows for the 10 months ended 30 April 2015

	Note	Budget 2014/2015	YTD Actual 30/04/2015	YTD Variation	
Cash Flows from Operating Activities		$	$	$	%
Receipts					
Rates		76,080,929	75,526,323	(554,606)	-0.7%
Fees and Charges		101,023,509	85,301,079	(15,722,430)	-15.6%
Interest		5,436,794	5,109,460	(327,334)	-6.0%
Other		5,353,848	2,112,137	(3,241,711)	-60.5%
		187,895,081	168,048,999	(19,846,082)	-10.6%
Payments					
Employee Costs		(64,749,961)	(51,444,387)	13,305,574	20.5%
Materials and Contracts		(49,537,107)	(45,199,745)	4,337,362	8.8%
Interest		(1,600,976)	(1,401,864)	199,112	12.4%
Other		(21,913,648)	(21,692,400)	221,248	1.0%
		(137,801,692)	(119,738,396)	18,063,296	13.1%
Net Cash Flows from Operating Activities	12	50,093,388	48,310,603	(1,782,786)	3.6%
Cash Flows from Investing Activities					
Receipts					
Distribution from TPRC		1,667,000	1,166,667	(500,333)	-30.0%
Proceeds from Disposal of Assets		1,139,000	1,448,463	309,463	27.2%
Proceeds from Disposal of Investments(Non Current)		-	102,804	102,804	0.0%
Payments					
Purchase Land and Buildings		(23,156,250)	-	23,156,250	-100.0%
Purchase Infrastructure Assets		(38,694,561)	(449,217)	38,245,344	-98.8%
Purchase Plant and Mobile Equipment		(4,353,760)	(3,291,303)	1,062,457	24.4%
Purchase Office Furniture and Equipment		(767,801)	(12,994)	754,807	-98.3%
Work in Progress		-	(34,216,394)	(34,216,394)	0.0%
		(66,972,372)	(37,969,908)	29,002,464	43.3%
Net Cash Flows from Investing Activities		(64,166,372)	(35,251,974)	28,914,398	45.1%
Cash Flows from Financing Activities					0.0%
Proceeds from Borrowings		1,032,988	-	(1,032,988)	-100.0%
Repayment of Borrowings		(6,128,375)	(5,536,344)	592,031	9.7%
		(5,095,387)	(5,536,344)	(440,957)	-8.7%
Cash Flows from Government and Other Parties					
Receipts from Appropriations/Grants					
Recurrent		1,857,558	1,527,379	(330,179)	-17.8%
Capital		1,820,895	1,064,578	(756,317)	-41.5%
		3,678,453	2,591,957	(1,086,496)	-29.5%
Net Increase (Decrease) in Cash Held		(15,489,918)	10,114,242	25,604,159	-165.3%
Cash at 1 July 2014		113,706,928	107,596,278	(6,110,650)	-5.4%
Cash at 30 April 2015	11	98,217,010	117,710,521	19,493,511	19.8%

MUNICIPAL

Notes to the Balance Sheet for the 10 months ended 30 April 2015

1 Rates Receivable

	Actual YTD 30/04/2015	2013/14 YTD 30/04/2014
	$	$
Outstanding Amount at 30 June 2014	52,088	24,530
Rates Levied for the Year	75,958,121	71,090,384
Late Payment Penalties	82,662	77,098
Ex Gratia Rates	10,283	10,268
Rates Administration Fee	292,462	272,880
Rates Instalment Interest	317,560	297,136
Back Rates	(142,029)	1,311
Bins Levy	14,452	(8,485)
	76,585,599	71,765,122
Amount Received during the Period	76,313,944	71,646,808
Outstanding Amount at 30 April 2015	**$271,655**	**$118,314**

2 Gain/(Loss) on Disposal/Write off of Assets

	Annual Budget	Actual YTD 30/04/2015
Infrastructure		
Proceeds on Disposal	-	-
Less: Carrying amount of assets written off	1,157,145	145,470
(Loss) on Write Off	(1,157,145)	(145,470)
Plant and Mobile Equipment		
Proceeds on Disposal	1,139,000	1,448,463
Less: Carrying amount of assets sold/written off	1,014,221	1,519,737
Profit/(Loss)on Disposal/Write Off	124,779	(71,274)
Furniture and Equipment		
Proceeds on Disposal	-	-
Less: Carrying amount of assets sold /written off	-	2,945
(Loss) on Disposal/Write Off	-	(2,945)
Gain/(Loss) on Disposal/Write off of Assets	**($1,032,366)**	**($219,689)**

3 Investments

Current	30/04/2015	30/06/2014
Short Term Cash Investments *	$	$
Call Funds	10,000,000	1,043,523
Bank/Term Deposits	91,000,000	98,190,000
Balanced Funds	4,330,707	3,898,389
Total Current Investments	**$105,330,707**	**$103,131,912**

* Short Term Cash Investments as stated in Note 11.

Non Current Investments	30/04/2015	30/06/2014
	$	$
Floating Rate Note (FRN)	3,003,655	3,003,655
Mortgage Backed Securities (MBS)	2,651,774	2,764,918
	5,655,429	5,768,573
Equity in Local Government House	10,000	10,000
Equity in Mindarie Regional Council	387,351	377,011
Equity in Tamala Park Regional Council	2,338,089	3,504,756
	$8,390,869	**$9,660,340**

4 Deposits/Prepayments

	30/04/2015	30/06/2014
	$	$
Prepaid Insurance	410,854	-
Prepaid Parking Bay Licence Fees	2,325,849	91,560
Other	1,237,959	1,329,250
	$3,974,662	**$1,420,810**

5 Trade And Other Receivables

	30/04/2015	30/06/2014
Current	$	$
Emergency Services Levy (ESL)	151,597	32,858
Accrued Interest and Investment Income	1,378,679	1,350,021
Accrued Income	1,621,238	831,046
Modified Penalties/Fines and Costs	7,082,359	6,600,487
Debtors - General		
Australian Taxation Office - GST Refundable	91,672	479,963
Works and Services	218,001	156,225
Other Debtors	1,380,775	3,949,938
	11,924,321	13,400,538
Less: Provision for Doubtful Debts	(2,929,150)	(2,786,601)
	$8,995,171	**$10,613,937**
Non Current		
Pensioners' Rates Deferred	34,211	44,205
	$34,211	**$44,205**

6 Trade And Other Payables

	30/04/2015	30/06/2014
Current	$	$
Trade Creditors	3,157,970	13,831,285
Emergency Services Levy	2,226,554	-
Interest Payable on Loans	171,351	284,807
Accrued Expenses - Operating	5,232,114	2,818,834
Accrued Expenses - Capital	1,558,096	1,029,676
Advances Received for Recoverable Works	535,165	72,116
Income Received / Raised in Advance	766,594	855,479
Other Creditors	2,035,028	1,992,576
	$15,682,872	**$20,884,773**

MUNICIPAL

Notes to the Balance Sheet for the 10 months ended 30 April 2015

7 Employee Benefits

	30/04/2015	30/06/2014
Current	$	$
Leave Entitlements		
Annual Leave	4,415,591	4,397,244
Self Funded Leave	273,079	307,440
Long Service Leave	6,180,471	5,855,705
Recognition of Employees- Presentations	142,675	151,787
	$11,011,816	**$10,712,176**
Non Current		
Annual Leave	944,700	1,214,292
Long Service Leave	1,092,435	1,092,435
	$2,037,135	**$2,306,727**

Provisions

	30/04/2015	30/06/2014
	$	$
Current		
Workers Compensation	199,697	287,225
	$199,697	**$287,225**
Non Current		
Provision for Equipment Replacement PCEC	3,804,697	3,479,847
	$3,804,697	**$3,479,847**

8 Property, Plant and Equipment and Work in Progress

	30/04/2015	30/06/2014
	$	$
Land and Air Rights - at cost/fair value	381,707,244	381,707,245
Less: Accumulated Depreciation	(2,475,726)	(2,005,206)
	379,231,518	379,702,039
Buildings/Freehold - at fair value	375,163,269	375,188,177
Less: Accumulated Depreciation	(144,811,113)	(138,059,884)
	230,352,156	237,128,293
Improvements - at fair value	7,837,188	7,837,189
Less: Accumulated Depreciation	(4,319,954)	(4,102,509)
	3,517,234	3,734,680
Infrastructure Assets - at cost/fair value	743,465,448	414,735,710
Less: Accumulated Depreciation	(262,735,153)	(109,581,432)
	480,730,295	305,154,278
Plant and Mobile Equipment - at cost/fair value	43,909,745	44,379,151
Less: Accumulated Depreciation	(26,197,735)	(25,496,556)
	17,712,010	18,882,595
Office Furniture and Equipment - at cost/fair value	21,756,607	22,007,987
Less: Accumulated Depreciation	(12,410,777)	(11,325,996)
	9,345,830	10,681,991
Agricultural - at cost	795,271	594,507
Less: Accumulated Depreciation	-	-
	795,271	594,507
Property, Plant and Equipment	1,121,684,314	955,878,383
Work in Progress - at cost	76,861,042	45,032,351
	76,861,042	45,032,351
Total Property, Plant and Equipment and Work in Progress	**$1,198,545,356**	**$1,000,910,730**

MUNICIPAL

Notes to the Balance Sheet for the 10 months ended 30 April 2015

8 Property, Plant and Equipment and Work in Progress - Movement at Cost

	Balance 30/06/2014	Acquisitions Actual YTD 30/04/2015	Transfers Actual YTD 30/04/2015	Disposals/ Write off/ Actual YTD 30/04/2015	Revaluation Actual YTD 30/04/2015	Balance 30/04/2015
	$	$	$	$		$
Land and Air Rights	381,707,245	-	-	-	-	381,707,245
Buildings	375,188,177	-	11,647	(36,554)	-	375,163,270
Improvements	7,837,189	-	-	-	-	7,837,189
Infrastructure Assets	414,735,710	449,217	1,293,333	(316,867)	327,304,056	743,465,449
Plant and Mobile Equipment	44,379,151	3,291,303	1,086,811	(4,847,520)	-	43,909,745
Office Furniture and Equipment	22,007,987	12,994	67,808	(332,182)	-	21,756,607
Agricultural	594,507	-	200,763	-	-	795,270
Work in Progress	45,032,351	34,744,814	(2,916,123)	-	-	76,861,042
	$1,291,482,317	**$38,498,330**	**(255,761)**	**($5,533,123)**	**327,304,056**	**$1,651,495,817**

9 Loan Liability

	30/04/2015	30/06/2014
Current	$	$
Loans - Western Australian Treasury Corporation	**6,388,622**	**6,128,375**
Non Current		
Loans - Western Australian Treasury Corporation	**36,972,120**	**42,768,711**

10 Reserve Funds

	Purpose of Reserve Fund	Balance 30/06/2014	Transfer from Accumulated Surplus	Transfer to Accumulated Surplus	Balance 30/04/2015
		$	$	$	$
	Refuse Disposal and Treatment	4,755,639	161,152	(1,023,442)	3,893,349
	Concert Hall - Refurbishment and Maint.	4,640,442	166,034	-	4,806,476
	Asset Enhancement	30,427,044	1,028,306	(2,886,104)	28,569,246
	Community Recreation Centres/Facilities	337,663	7,640	(345,303)	-
	Street Furniture Replacement	476,186	17,039	-	493,225
	Parking Levy	11,099,114	61,047	(11,053,947)	106,214
	Art Acquisition	257,642	8,987	(6,188)	260,441
	Heritage Incentive	1,113,339	39,919	-	1,153,258
	Parking Facilities Development	26,316,681	922,420	(1,419,840)	25,819,261
	Employee Entitlements	1,028,800	36,809	-	1,065,609
	David Jones Bridge	260,014	9,304	-	269,318
	Bonus Plot Ratio	573,018	20,503	-	593,521
	PCEC Fixed Plant Replacement	3,479,847	324,850	-	3,804,697
	Enterprise and Initative	840,154	1,219,908	-	2,060,056
		85,605,583	4,023,918	(16,734,824)	72,894,671
*	Asset Revaluation	372,942,447	184,311,651	-	557,254,098
		$458,548,030	**$188,335,569**	**($16,734,824)**	**$630,148,769**

* The Asset Revaluation Reserve is a non cash backed reserve and cannot be used ,except for adjustments to fixed assets on their revaluation, disposal or write off

Notes to the Balance Sheet for the 10 months ended 30 April 2015

11 Cash Reconciliation

	30/04/2015	30/06/2014
	$	$
Cash and Cash Equivalents	12,379,814	4,464,366
Short Term Cash Investments	105,330,707	103,131,912
	$117,710,521	**$107,596,278**

12 Reconciliation of Net Cash Provided By Operating Activities to Operating Surplus

	30/04/2015	30/06/2014
	$	$
Change in Net Assets Resulting from Operations	34,959,592	29,354,176
Adjustment for items not involving the movement of Funds:		
Depreciation	23,251,440	22,543,017
Doubtful Debts	142,549	36,912
Non Capitalised Work in Progress	255,761	125,694
(Gain)/Loss on Disposal/Write off/Contribution of Assets	219,689	1,561,090
Profit on Disposal of Investments	-	170,926
	58,829,031	53,791,815
Revenues Provided By :		
Government Grants	(2,591,957)	(4,606,455)
Contribution from Other Parties	-	(22,000)
	(2,591,957)	(4,628,455)
Change in Operating Assets and Liabilities		
Add Back		
Decrease in Inventories	-	24,830
Decrease in Deposits and Prepayments	-	119,105
Decrease in Debtors	2,075,499	-
Decrease in Deferred Debtors	9,994	1,955
Decrease in Accrued Income	-	165,623
Increase in Income Received /Raised in Advance	374,164	699,823
Increase in Accrued Interest Payable	-	256,798
Increase in Accrued Expenses	2,413,280	-
Increase in Provisions	267,370	478,533
Deduct		
Decrease in Trade and Other Payables	(8,404,309)	(467,888)
Decrease in Accrued Interest Payable	(113,456)	-
Increase in Inventories	(1,176,315)	(330,519)
Increase in Trade and Other Receivables	-	(59,028)
Increase in Prepayments	(2,553,852)	-
Increase in Accrued Income	(790,192)	-
Increase in Accrued Interest and Investment Income	(28,657)	(344,877)
	(7,926,474)	544,355
Net Cash Provided by Operating Activities	**$48,310,603**	**$49,707,715**

Notes to the Balance Sheet for the 10 months ended 30 April 2015

13 Ratios

	30/04/2015	30/06/2014
1 Current Ratio		
Current Assets minus Restricted Assets / Current Liabilities minus Liabilities associated with Restricted Assets	2.01	0.83
2 Debt Ratio		
Total Liabilities / Total Assets	5.67%	7.64%
3 Debt Service Ratio		
Debt Service Cost / Available Operating Revenue	4.44%	5.04%
4 Rate Coverage Ratio		
Net Rate Revenue / Operating Revenue	45.54%	40.71%
5 Outstanding Rates Ratio		
Rates Outstanding / Rates Collectable	0.35%	0.07%
6 Untied Cash to Unpaid Creditors Ratio		
Untied Cash / Unpaid Trade Creditors	15.98	1.29
7 Gross Debt to Revenue Ratio		
Gross Debt / Total Revenue	25.76%	10.82%
8 Gross Debt to Economically Realisable Assets Ratio		
Gross Debt / Economically Realisable Assets	5.04%	5.91%

Restricted Assets includes reserve funds and tied contributions not utilised at 30.04.2015

CITY OF PERTH

FAS GRAPHS

Apr-15

CONTENTS

Section	Description	Page
	Contents	2
1	Financial Activity Statement	3
2	Cash	4
3	Summary Operating Statement	5
4	Summary Statement of Financial Position	6
5	Ratio Analysis	7

Financial Activity Statement

Proceeds from Operating Activities	Annual Revised Budget 2014/15 $000s	Year To Date Apr-15 Budget YTD $000s	Actual $000s	Variance $000s
Operating Revenue	109,340	92,239	92,483	244
Less: Operating Expenditure	174,825	138,988	134,415	4,573
Add back Depreciation	-30,156	-24,024	-23,251	-773
(Loss)/Profit on Disposals	-3,254	-493	-220	-273
Net Surplus/(Deficit) from Operations	**-32,075**	**-22,231**	**-18,460**	**3,771**
Investing Activities				
Capital Expenditure	-78,069	-50,601	-43,566	7,035
Repayment of Borrowings	-6,128	-5,536	-5,536	0
Transfers to Reserves	-19,999	-4,997	-4,024	973
Financing Activities				
Transfers from Reserves	25,849	10,299	6,518	-3,781
Carry Forwards	15,399	10,309	9,032	-1,277
Proceeds from Disposal of Assets	1,171	975	1,551	576
Distribution from TPRC	1,667	1,167	1,167	0
Capital Grants	2,047	1,210	1,065	-145
Net Surplus/(Deficit) before Rates	**-90,138**	**-59,406**	**-52,254**	**7,152**
Add: Opening Funds	**16,073**	**16,073**	**16,073**	**0**
Less: Closing Funds	**1,728**	**32,480**	**39,646**	**7,165**
Amount Sourced from Rates	**75,793**	**75,813**	**75,826**	**13**

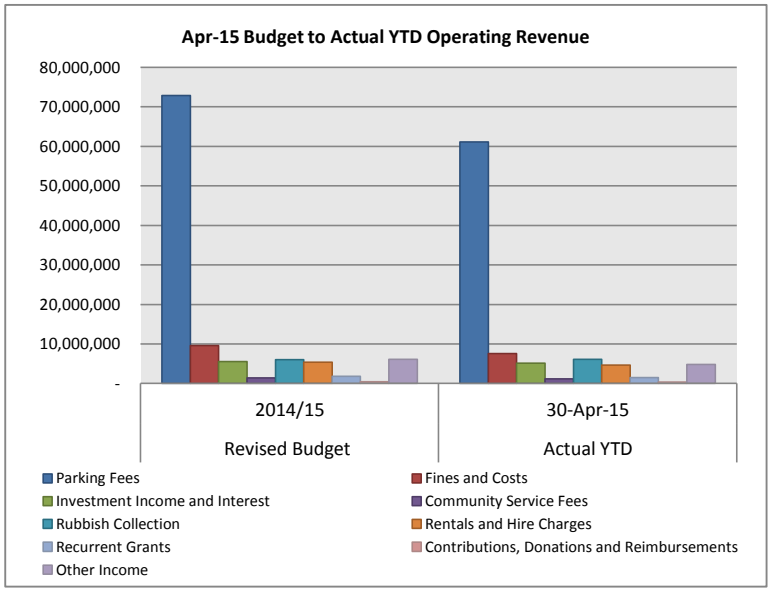

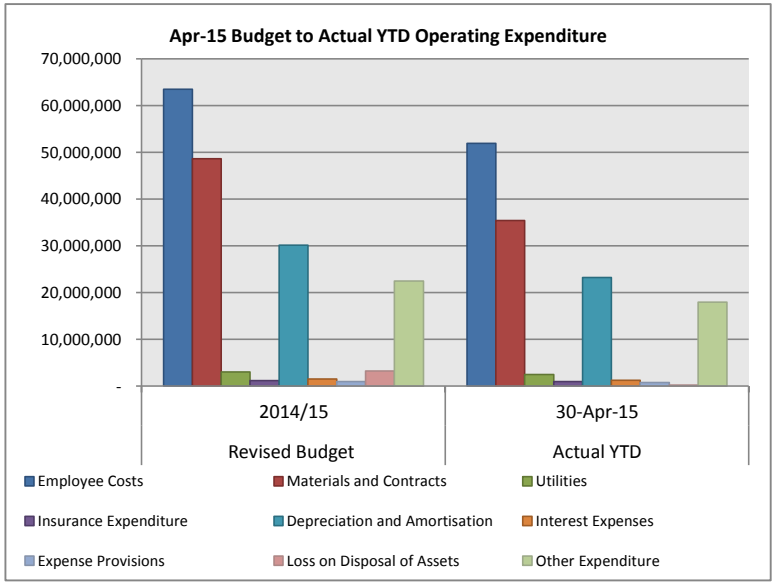

Cash

SUMMARY CASH FLOW STATEMENT

	Budget $'000s 2014/2015	YTD Actual $'000s Apr-15
Receipts from Customers	187,895	168,049
Payments to Suppliers and Creditors	-137,802	-119,738
Net Cash Inflow/Outflow from Operating Activities	50,093	48,311
Net Cash Inflow/Outflow from Investing Activities	-64,166	-35,252
Net Cash Inflow/Outflow from Financing Activities	-5,095	-5,536
Cash Flows from Government and Other Parties	3,678	2,592
Cash at 1 July 2014	113,707	107,596
Net Increase (Decrease) in Cash Held	-15,490	10,114
Cash at 30 April 2015	98,217	117,710

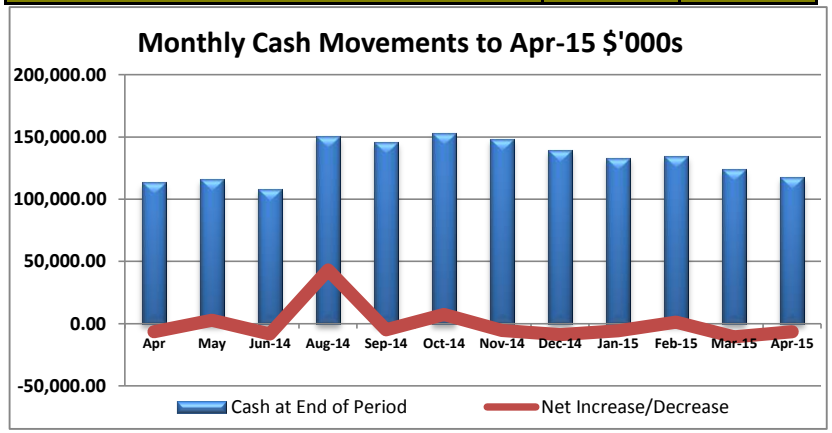

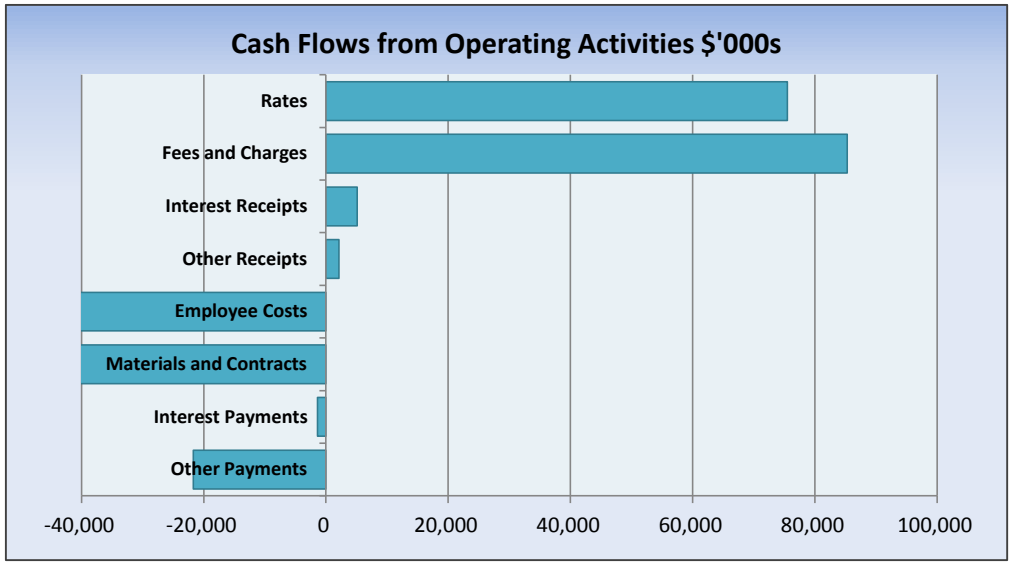

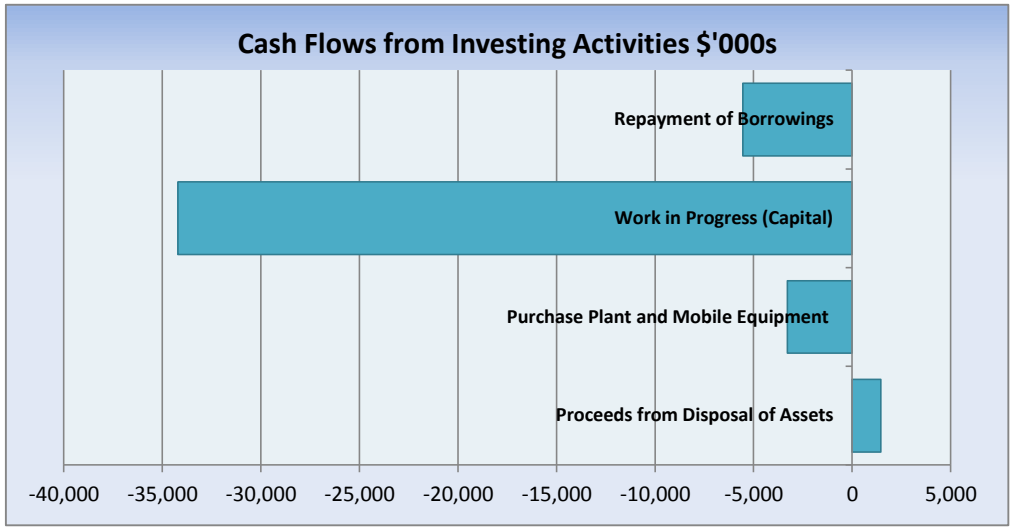

Summary Operating Statement

	2014/2015	Year To Date		
	Original Budget $000	Revised Budget $000s	Actual $000s	Variance $000s
Operating Revenue	190,438	168,052	168,310	**258**
less Operating Expenses	-140,982	-113,178	-109,655	**3,523**
Earnings before Interest and Depreciation (EBID)	49,456	54,874	58,655	**3,781**
less Interest Expense	-1,640	-1,292	-1,288	**-3**
less Depreciation	-34,537	-24,024	-23,251	**-772**
Operating Surplus/(Deficit)	**13,279**	**29,558**	**34,116**	**4,558**
Grants and Contributions- Capital	1,821	1,210	1,065	**-145**
NET OPERATING SURPLUS	**15,100**	**30,768**	**35,181**	**4,413**
DISPOSAL/WRITE OFF OF ASSETS	-1,032	-493	-220	**273**
Distribution from TPRC	1,667	0	0	0
Elizabeth Quay Contribution	0	-2,410	0	2,410
Revaluation of Infrastructure Assets	0	0	184,312	184,312
Change in net assets resulting from operations after capital amounts and significant items	**15,735**	**27,865**	**219,273**	**191,408**

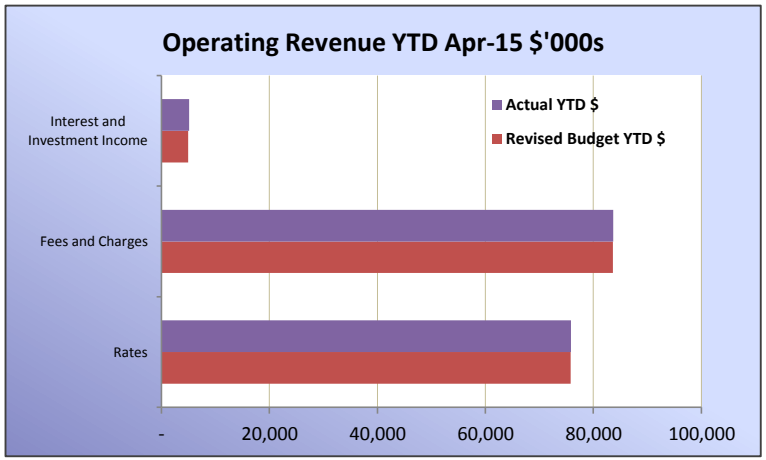

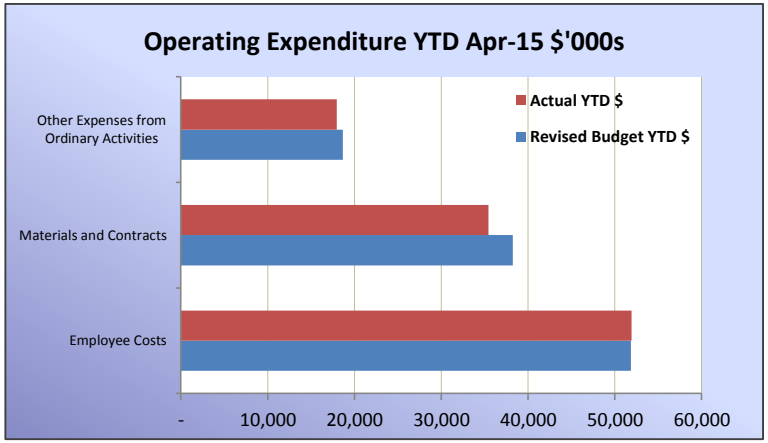

Summary Statement of Financial Position

	30-Apr-15 Actual $000s	30-Jun-14 Actual $000s
Total Current Assets	134,236	121,790
Total Non Current Assets	1,206,970	1,010,615
TOTAL ASSETS	1,341,206	1,132,405
Total Current Liabilities	33,283	38,013
Total Non Current Liabilities	42,814	48,555
TOTAL LIABILITIES	76,097	86,568
NET ASSETS	1,265,109	1,045,838
COMMUNITY EQUITY		
Accumulated Surplus	634,960	587,290
Asset Revaluation Reserve	557,254	372,942
Reserves (Cash Backed)	72,895	85,606
TOTAL EQUITY	1,265,109	1,045,838

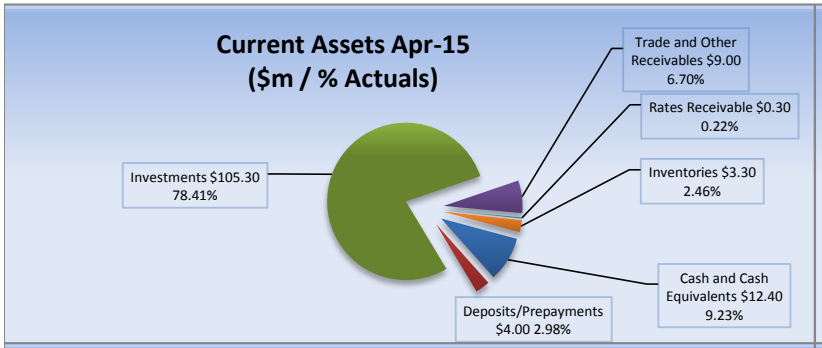

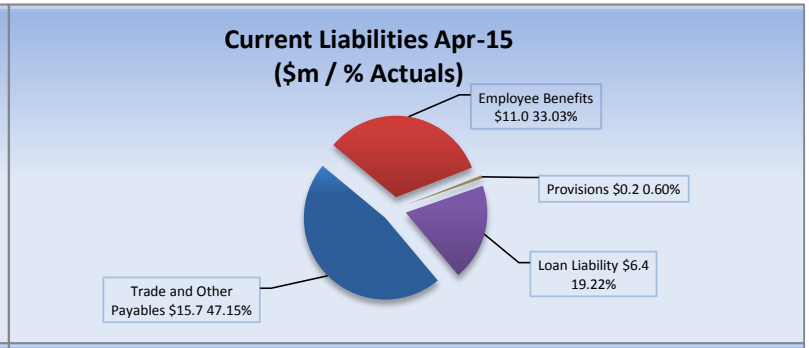

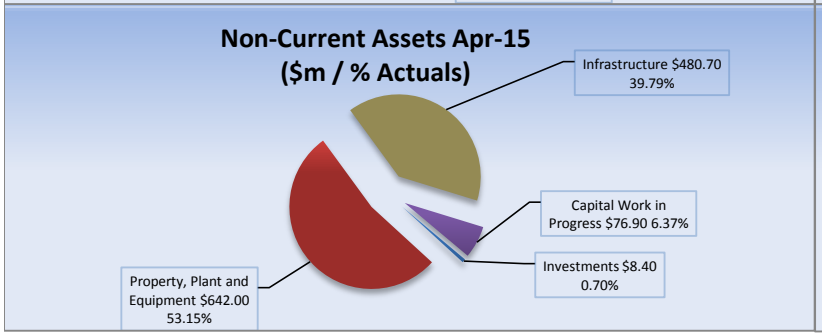

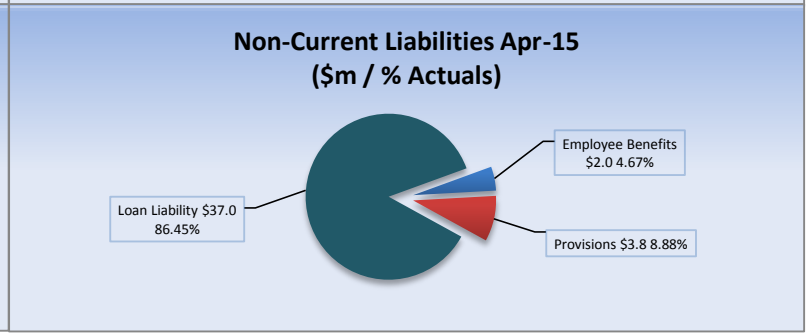

Ratio Analysis

	Apr-15
Current Ratio (Current Assets minus Restricted Assets/Current Liabilities minus Liabilities associated with Restricted Assets)	2.01

Ability to generate working capital to meet our commitments

Target is greater than 2.00

Operating Surplus Ratio (Revenue YTD/Operating Surplus YTD)	4.78

Ability to fund capital and exceptional expenditure

Target is greater than 1.5

Rate Coverage Ratio (Net Rate Revenue/Operating Revenue)	45.54%

Ability to reduce rates to ratepayers

Target is less than 40.00% - The percentage will diminish as the bulk of the rates are raised in July

Debt Service Ratio (Interest and principal repayments/Available Operating Revenue)	4.44%

Ability to service loans including principal and interest

Target is less than 10.0%

Cash Capacity in Months (Cash < 90 days invest / (Cash Operating Costs divided by 10 months)	3.80

Ability to manage cashflow

Target is greater than 2.0 months

Gross Debt to Economically Realisable Assets Ratio (Gross Debt / Economically Realisable Assets)	5.04%

Ability to retire debt from readily realisable assets

Target is greater than 5.0%

Gross Debt to Revenue Ratio (Gross Debt / Total Revenue)	25.76%

Ability to service debt out of total revenue

Target is less than 60.0%

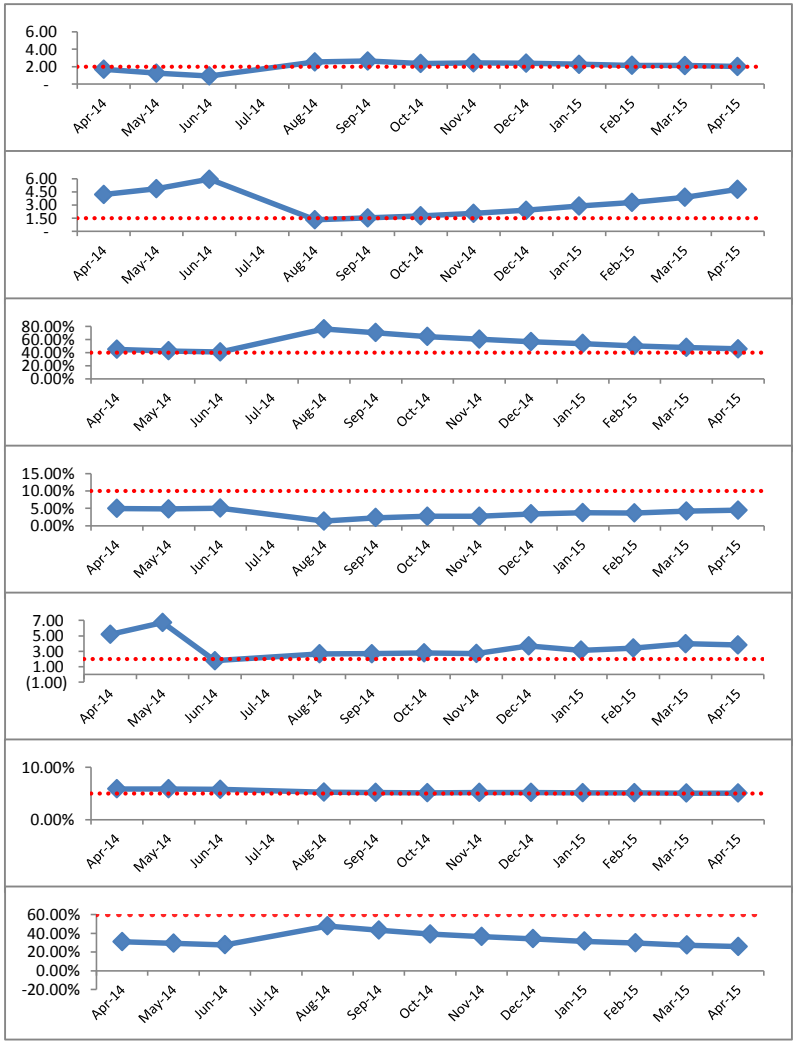

AUSTRALIAN LOCAL GOVERNMENT ASSOCIATION

WALGA

10 April 2015

ORIGINAL

RECEIVED LORD MAYOR'S OFFICE
LM REPLIED: TRIM # _____
REGISTER ONLY (NFA) _____
16 APR 2015
REFER FOR
ACTION TO: CEO
INFO TO: _____

Lord Mayor Lisa Scaffidi
City of Perth
GPO Box C120
PERTH WA 6839

Dear Lord Mayor Scaffidi

Financial Assistance Grants to Local Government

Local councils across Australia have recently received the third quarterly payment of Commonwealth Financial Assistance Grants (FAGs) to local government for this financial year. FAGs are an important untied payment to councils from the Australian Government which are invested in essential community infrastructure and services ranging from local roads and parks to swimming pools and libraries. Councils will receive $2.3 billion from the Australian Government in 2014-15 under this important program.

ALGA welcomes the payment of FAGs to local government, and acknowledges the importance of this direct funding link between the Commonwealth and local government. However, it is also important that the level of funding provided to councils, the sphere of government closest to the community, is adequate to ensure infrastructure and services are provided at a reasonable level in all communities.

FAGs funding is not currently keeping pace with demand for services and infrastructure in local communities, and the freeze of indexation will worsen this. Freezing FAGs at their current level until 2017-18 will result in a permanent reduction in the FAGs base by 13%.

ALGA, in its 2015 Federal Budget submission, has called for FAGs indexation to be restored immediately and for the Federal Government to consider the adequacy of the quantum of FAGs and the indexation methodology in the future.

While the FAGs are paid through each state's Local Government Grants Commission, the funding originates with the Commonwealth and it is important it is recognised as such. We are asking your council, and every other council in Australia, to pass a resolution acknowledging the importance of the Commonwealth's Financial Assistance Grants in assisting councils to provide important community infrastructure. We are also asking councils to acknowledge the receipt of Financial Assistance Grants from the Commonwealth in media releases and council publications, including your annual report.

The FAGs are paid quarterly and it would help to illustrate the importance and impact of the grants if councils identified an individual project of a similar size to their annual or quarterly FAGs payment and highlighted this to the media and your local Federal Member and Senator in a positive story on the grant funds.

COP Imaged Record - 21/04/2015

Falling levels of Financial Assistance Grants threaten the provision of important services in all local communities. The financial sustainability of local government is of utmost importance for our communities, and we urge you to support the campaign to maintain Financial Assistance Grants and restore indexation of the grants by passing a resolution similar to draft resolution attached. Once your council has passed this resolution, please advise ALGA by emailing alga@alga.asn.au. This will allow us to compile a national list.

Full details on FAGs payments for the current financial year are available on the Department of Infrastructure and Regional Development website at www.regional.gov.au/local/assistance.

Thank you for your commitment to the local government sector and your assistance in our campaign to restore the indexation of Financial Assistance Grants.

Yours sincerely

Mayor Troy Pickard
President
Australian Local Government Association

Cr Lynne Craigie
Deputy President
Western Australian Local Government Association

COP Imaged Record - 21/04/2015

Attachment

Council Resolution

That the Council:

1. *Acknowledges the importance of federal funding through the Financial Assistance Grants program for the continued delivery of councils services and infrastructure;*
2. *Acknowledges that the council will receive $X.Y million in 2014 - 15; and*
3. *Will ensure that this federal funding, and other funding provided by the Federal Government under relevant grant programs, is appropriately identified as Commonwealth grant funding in council publications, including annual reports.*

Rationale

FAGs are a vital part of the revenue base of all councils, and this year councils will receive $2.3 billion from the Australian Government under this important program.

The Government's decision in the 2014 Federal Budget to freeze the indexation of FAGs for three years beginning in 2014-15 will unfortunately cost councils across Australia an estimated $925 million by 2017-18.

ALGA and the state local government associations are seeking the support of Council for advocacy to have the Federal Government reverse the decision to freeze the indexation of FAGs.

While the FAGs are paid through each state's Local Government Grants Commission, the funding originates with the Commonwealth and it is important it is recognised as such. Council, and every other council in Australia, have been asked to pass a resolution acknowledging the importance of the Commonwealth's Financial Assistance Grants in assisting Council to provide important community infrastructure.

Council is also being asked to acknowledge the receipt of Financial Assistance Grants from the Commonwealth in media releases and council publications, including our annual report and to highlight to the media a council project costing a similar size to the FAGs received by Council so that the importance and impact of the grants can be more broadly appreciated.

COP Imaged Record - 21/04/2015

SCHEDULE 4

STATEMENT OF COMPREHENSIVE INCOME *Classification by Nature*

	Notes	Budget 2014/15 ($)	Estimate 2014/15 ($)	Budget 2015/16 ($)
REVENUES FROM ORDINARY ACTIVITIES				
Rates	3	76,236,923	75,825,454	82,692,367
Re-current Grants and Subsidies		1,857,558	1,916,681	1,508,499
Contributions, Donations and Reimbursements		518,722	454,686	452,347
Fees and Charges	7	104,440,404	98,980,407	105,979,914
Investment Income and Interest	15	5,487,586	5,861,673	5,157,319
Other Revenue		1,896,827	2,403,273	1,962,676
TOTAL REVENUE FROM ORDINARY ACTIVITIES		**190,438,021**	**185,442,174**	**197,753,122**
EXPENSES FROM ORDINARY ACTIVITIES				
Employee Costs		64,501,116	62,885,211	69,135,566
Materials and Contracts		49,484,906	46,848,693	52,838,709
Utilities		2,995,573	3,050,982	3,069,080
Insurance		1,179,533	1,182,493	1,166,259
Depreciation and Amortisation	8	34,536,989	30,016,799	34,211,101
Interest	16	1,640,018	1,528,107	1,836,750
Expense Provisions		992,713	974,584	962,345
Other Expenditure	9	21,827,249	22,230,286	24,707,761
TOTAL EXPENSES FROM ORDINARY ACTIVITIES		**177,158,097**	**168,717,155**	**187,927,571**
CHANGE IN NET ASSETS FROM ORDINARY ACTIVITIES BEFORE CAPITAL AMOUNTS		**13,279,923**	**16,725,019**	**9,825,551**
GRANTS AND CONTRIBUTIONS				
Capital Grants and Contributions		1,820,895	1,930,397	6,842,450
NET OPERATING SURPLUS		**15,100,818**	**18,655,416**	**16,668,001**
DISPOSAL/ WRITE-OFF OF ASSETS				
Proceeds of Sale		1,139,000	1,647,830	1,523,000
Book Value		2,171,366	2,498,057	3,081,253
Gain/ (loss) on Disposal of Assets	10	**(1,032,366)**	**(850,227)**	**(1,558,253)**
SIGNIFICANT ITEMS				
Distribution from TPRC		1,667,000	1,667,000	1,833,333
Assets contribution to Elizabeth Quay		-	(2,409,687)	-
Revaluation of Infrastructure Assets	12 (q)	-	184,311,651	-
CHANGES IN NET ASSETS FROM ORDINARY ACTIVITIES AFTER SIGNIFICANT ITEMS - GAIN/(REDUCTION)		**15,735,452**	**201,374,153**	**16,943,081**

STATEMENT OF CHANGES IN EQUITY

		Total Equity		Accumulated Surplus		Total Reserves	
		Estimate 2014/15	Budget 2015/16	Estimate 2014/15	Budget 2015/16	Estimate 2014/15	Budget 2015/16
	Notes	($)	($)	($)	($)	($)	($)
Balance at the Beginning of the Reporting Period		672,895,479	689,957,982	587,289,902	600,699,219	85,605,577	89,258,763
Change in Net Assets Resulting From Operations		201,374,153	16,943,081	201,374,153	16,943,081	-	-
Transfers to Reserves		-	-	(25,873,292)	(28,095,017)	25,873,292	28,095,017
Transfers from Reserves		-	-	22,220,106	31,752,812	(22,220,106)	(31,752,812)
BALANCE OF SURPLUS AND RESERVES	12(p)	**874,269,632**	**706,901,063**	**785,010,870**	**621,300,094**	**89,258,763**	**85,600,968**
Revaluation Reserve (Non Cash Backed)		372,942,447	557,254,098	-	-	372,942,447	557,254,098
Revaluation Adjustment	12(q)	-	-	(184,311,651)	-	184,311,651	-
		372,942,447	**557,254,098**	**(184,311,651)**	**-**	**557,254,098**	**557,254,098**
TOTAL EQUITY AT THE END OF THE REPORTING PERIOD		**1,247,212,079**	**1,264,155,161**	**600,699,219**	**621,300,094**	**646,512,861**	**642,855,066**

RATE SETTING STATEMENT *for the Year ending 30 June 2016*

	Notes	Budget 2014/15 ($)	Estimate 2014/15 ($)	Budget 2015/16 ($)
Proceeds from Operating Activities				
Operating Revenue				
Parking Fees		78,528,324	72,946,008	78,153,380
Fines and Costs		9,552,550	9,438,429	10,443,348
Investment Income and Interest	15	5,487,586	5,861,673	5,157,319
Community Service Fees		1,500,430	1,432,094	1,677,044
Rubbish Collection Fees		6,140,750	6,087,661	7,158,185
Rental and Hire Charges		5,200,161	5,524,957	5,100,956
Recurrent Grants		1,857,558	1,916,681	1,508,499
Contributions, Donations and Reimbursements		518,722	454,686	452,347
Other Income		5,415,017	5,954,531	5,409,678
		114,201,098	**109,616,721**	**115,060,756**
Less: Operating Expenditure				
Employee Costs		64,501,116	62,885,211	69,135,566
Materials and Contracts		49,484,905	46,848,693	52,838,709
Utilities		2,995,573	3,050,982	3,069,080
Insurance		1,179,533	1,182,493	1,166,259
Depreciation and Amortisation		34,536,990	30,016,799	34,211,101
Interest		1,640,018	1,528,107	1,836,750
Expense Provisions		992,713	974,584	962,345
(Profit) / Loss on Disposals		1,032,366	850,227	1,558,253
Other Expenditure		21,827,249	22,230,286	24,707,761
		178,190,464	**169,567,382**	**189,485,824**
Add back Depreciation		(34,536,990)	(30,016,799)	(34,211,101)
(Loss) / Profit on Disposals		(1,032,367)	(850,227)	(1,558,253)
		142,621,107	**138,700,356**	**153,716,470**
Net Surplus/(Deficit) from Operations		**(28,420,009)**	**(29,083,635)**	**(38,655,714)**
Investing Activities				
Less: Capital Expenditure		(67,973,162)	(69,553,535)	(59,612,596)
Debt Redemption		(6,128,375)	(6,128,375)	(6,441,707)
Transfer to Reserves	12 (p)	(21,748,677)	(25,873,292)	(28,095,017)
Net Surplus/(Deficit) from Investing		**(95,850,214)**	**(101,555,202)**	**(94,149,320)**
Financing Activities				
Transfers from Reserves	12 (p)	29,721,214	22,220,106	31,752,812
Carry Forwards	17	15,685,285	12,398,548	13,979,765
Distribution from TPRC		1,667,000	1,667,000	1,833,333
Proceeds from Sale of Assets	10	1,139,000	1,647,830	1,523,000
Proceeds from Borrowings		1,032,988	-	-
Capital Grants		1,820,894	1,930,397	6,842,450
Net Surplus/(Deficit) from Financing		**51,066,381**	**39,863,881**	**55,931,360**
Net Surplus/(Deficit) before Rates		**(73,203,842)**	**(90,774,956)**	**(76,873,674)**
Add: Opening Funds		(2,486,664)	16,073,145	1,123,643
Net Surplus / (Deficit) before Rates		**(75,690,506)**	**(74,701,811)**	**(75,750,031)**
Amount made up from Rates		**76,236,923**	**75,825,454**	**82,692,367**
Balance of Closing Funds on Hand	17	**546,417**	**1,123,643**	**6,942,336**

RECONCILIATION OF FUNDS ON HAND

		Budget 2014/15 ($)	Estimate 2014/15 ($)	Budget 2015/16 ($)
Net Cash on Hand				
Cash On Hand		2,229,850	5,156,321	4,109,638
Money Market Investments		95,987,160	101,877,298	105,930,237
Funds on Hand	14(a)	**98,217,010**	**107,033,619**	**110,039,875**
Analysis of Funds on Hand				
Reserves	13	74,294,309	83,593,334	85,600,968
Provisions	13	11,660,097	11,045,453	11,475,729
General Funds		12,262,604	12,394,832	12,963,178
Funds on Hand		**98,217,010**	**107,033,619**	**110,039,875**

STATEMENT OF CASHFLOWS *for the Year ending 30 June 2016*

	Notes	Budget 2014/15 ($)	Estimate 2014/15 ($)	Budget 2015/16 ($)
Cash Flows from Operating Activities				
Receipts				
Rates		76,080,929	75,683,911	82,681,333
Fees and Charges		101,023,509	95,149,151	104,237,072
Investment Income and Interest		5,436,794	5,317,632	5,009,468
Other		5,353,848	5,767,703	5,485,536
Total Receipts		**187,895,080**	**181,918,397**	**197,413,410**
Payments				
Employee Costs		(64,749,961)	(62,557,699)	(68,531,216)
Materials, Contracts and Suppliers		(49,537,107)	(59,275,311)	(50,557,095)
Interest and Financing Costs		(1,600,976)	(1,627,890)	(1,686,749)
Other		(21,913,649)	(22,454,332)	(24,363,418)
Total Payments		**(137,801,693)**	**(145,915,231)**	**(145,138,477)**
Net Cash In-Flow from Operating Activities	14(b)	**50,093,388**	**36,003,166**	**52,274,932**
Cash Flows from Investing Activities				
Receipts				
Distribution from TPRC		1,667,000	1,667,000	1,833,333
Proceeds from Disposal of Assets	10	1,139,000	1,647,830	1,523,000
Total Receipts		**2,806,000**	**3,314,830**	**3,356,333**
Payments				
Purchase of Land and Buildings		(23,156,250)	(23,848,521)	(13,036,542)
Purchase of Infrastructure Assets		(38,694,561)	(8,792,159)	(37,840,203)
Purchase of Plant and Mobile Equipment		(4,353,760)	(3,949,564)	(3,347,436)
Purchase of Furniture and Equipment & Other		(767,801)	(425,710)	(561,648)
Total Payments		**(66,972,372)**	**(37,015,953)**	**(54,785,829)**
Net Cash In /(Out) Flow from Investing Activities		**(64,166,372)**	**(33,701,123)**	**(51,429,496)**
Cash Flows from Financing Activities				
Proceeds from Borrowings	16	1,032,988	-	-
Repayment of Borrowings	16	(6,128,375)	(6,128,375)	(6,441,707)
Net Cash In/(Out) Flow from Financing Activities		**(5,095,387)**	**(6,128,375)**	**(6,441,707)**
Cash Flows from Government				
Receipts from Appropriation / Grants				
Recurrent		1,857,558	1,333,277	1,760,075
Capital		1,820,895	1,930,397	6,842,450
Net Cash Flow from Government		**3,678,453**	**3,263,674**	**8,602,525**
Net Increase / (Decrease) in Cash Held		**(15,489,918)**	**(562,658)**	**3,006,254**
Cash at 1 July		113,706,928	107,596,278	107,033,620
Cash at 30 June	14(a)	**98,217,010**	**107,033,620**	**110,039,874**

STATEMENT OF FINANCIAL POSITION *for the year ending 30 June 2016*

	Notes	Actual 2013/14 ($)	Estimate 2014/15 ($)	Budget 2015/16 ($)
Current Assets				
Cash and Cash Equivalents		4,464,366	5,156,321	4,109,637
Investments		103,131,912	101,877,299	105,930,237
Trade and Other Receivables		12,086,835	15,655,457	13,075,370
Work in Progress		1,025,675	1,636,614	1,352,457
Inventories		1,081,697	1,563,211	1,385,321
Total Current Assets		**121,790,485**	**125,888,902**	**125,853,022**
Non Current Assets				
Investments		9,660,340	8,430,347	2,661,774
Trade and Other Receivables		44,205	44,205	45,107
Property Plant and Equipment		983,364,481	1,170,997,535	1,194,215,432
Investment Property		17,546,249	17,546,249	17,546,249
Total Non Current Assets		**1,010,615,275**	**1,197,018,336**	**1,214,468,562**
Total Assets		**1,132,405,760**	**1,322,907,238**	**1,340,321,584**
Current Liabilities				
Trade and other payables		21,171,998	15,808,208	21,834,991
Employee Benefits		10,712,176	11,045,453	11,475,729
Financial Liabilities	16	6,128,375	6,441,707	6,771,075
Total Current Liabilities		**38,012,549**	**33,295,368**	**40,081,795**
Non Current Liabilities				
Financial Liabilities	16	42,768,711	36,327,004	29,555,929
Employee Benefits		2,306,727	2,203,119	2,269,213
Provisions		3,479,847	3,869,667	4,259,487
Total Non Current Liabilities		**48,555,285**	**42,399,790**	**36,084,629**
Total Liabilities		**86,567,834**	**75,695,158**	**76,166,424**
Net Assets		**1,045,837,926**	**1,247,212,080**	**1,264,155,160**
Equity				
Accumulated Surplus		587,289,902	600,699,219	621,300,094
Asset Revaluation Reserve	12 (q)	372,942,447	557,254,098	557,254,098
Other Reserves	12	85,605,577	89,258,763	85,600,968
Total Equity		**1,045,837,926**	**1,247,212,080**	**1,264,155,160**

NOTES TO AND FORMING PART OF THE BUDGET

1. SIGNIFICANT ACCOUNTING POLICIES

1.1 The Local Government Reporting Entity and Trust Funds

The City of Perth is responsible for managing its finances effectively and in the best interests of its ratepayers. For the purpose of reporting the local government as a single unit, all transactions and balances in respect of the Municipal and Reserve accounts have been consolidated.

Trust funds and other deposits in respect of which the City performs only a custodial role are not included in the financial statements, as they cannot be applied for the purposes of the City.

1.2 Basis of Preparation

The City of Perth produces an Annual Budget as its key financial planning document for the coming year:

- It provides for the next year's funding for the activities of the City;
- It provides for the financial accountability for the City through budgeted financial statements; and
- It reflects the policies and direction of the Council.

Two budget reviews are conducted during each year which generates budget variations based on revised estimates of revenue and expenditure still to occur. The budget review process enables determinations to be made by Council concerning the reallocation of resources towards achievement of objectives.

As part of the Integrated Planning process, the Annual Budget provides the foundation for strategic formulation of both the Four Year Budget and the Long Term Financial Plan projecting the City's outlook and long term initiatives and operations over ten years.

This financial report is a general purpose financial report that consists of a statement of comprehensive income, statement of financial position, statement of changes in equity, statement of cash flows, and notes accompanying these financial statements. The general purpose financial report complies with Australian Accounting Standards, other authoritative pronouncements of the Australian Accounting Standards Board, Australian Accounting Interpretations, the Local Government Act 1995, and the Local Government (Financial Management) Regulations 1996.

The financial report has been prepared on a going concern basis utilising historical costs, except where otherwise stated, and accrual accounting principles. Unless otherwise stated, the accounting policies adopted are consistent with those of the previous year. Where appropriate, comparative figures have been amended to accord with current presentation and disclosure made of material changes to comparatives.

Under Australian Accounting Standards there are requirements that apply specifically to not-for-profit entities. The City has analysed its purpose, objectives and operating philosophy and determined that it does not have profit generation as a prime objective.

Consequently, where appropriate, the City has elected to apply options and exemptions within the Australian Accounting Standards that are applicable to not-for-profit entities.

1.3 Depreciation and Amortisation

All fixed assets and leasehold interests with the exception of Freehold Land, Air Rights, Investment Properties, Artwork and Work in Progress are systematically depreciated and amortised over their useful lives in a manner that reflects the consumption of the service potential embodied in those assets. Depreciation is based on a straight line basis taking cognisance of the residual value of the asset, whilst amortisation rates are set to amortise the cost of the leasehold interest over the life of the lease. Depreciation rates and residual values are reviewed each year.

1.4 Revaluation of Asset Classes

The City is conducting a review of all its Asset Classes, including their revaluations, in accordance with the Integrated Planning Framework. The review is part of its Corporate Business Plan and forms part of the City's Plan for the Future.

In accordance with the amended Local Government (Administration) Regulations 1996 the City is required to revalue its classes of assets every three years, which takes effect from 30 June 2013.

The initial classes of assets reviewed include Plant and Fleet, including fixed and mobile equipment, which are based on replacement cost and expected remaining life, taking into account any residual value at the anticipated sale point.

The largest class are Infrastructure Assets which are valued in-house on a depreciated current replacement cost basis. Specific classes of Infrastructure comprising Lighting, Roads, Parks and landscapes, Footpaths, Drainage and sections of the River Wall for which the City has taken responsibility and have been revalued in 2013/14.

All of the City's works of art were revalued during the 2013/14 financial year. The works of art were valued at fair value based on market value using knowledge from Australian exhibiting galleries, past public auction prices and prices obtained from studio sales. Values have also been considered with reference to the significance of the City's Art Collection, replacement difficulty (deceased artists) and restoration and archival framing. This is the industry standard for valuing artworks.

Computer equipment and furniture and fittings were reviewed in 2013/14 and the City has determined fair value for these classes to be their current depreciated cost.

Land and Buildings are revalued every three years with the exception of investment properties which are valued on annual basis. Professional valuers are engaged to complete the revaluation of all land and buildings.

The overall adjustments to the City's asset base will further enhance the integration of the future asset management process and allow for the effective planning for maintenance, renewal and replacement of assets.

NOTES TO AND FORMING PART OF THE BUDGET

The estimated useful life of each class of assets that are used for depreciation and amortisation purposes are as follows:

Asset Categories	Life Expectancy Years	Residual Values
Land		
Land - Leasehold Interest	99 years	Nil
Buildings		
Buildings (including leasehold interest)	10 -100 years	Nil
Stationary Plant in Buildings	15 years	Nil
Improvements		
Leasehold Improvements	Term of lease	Nil
Ground Level Improvements	5 to 50 years	Nil
Infrastructure Assets		
Roads - Pavements	40 to 80 years	Nil
- Kerb	20 to 80 years	Nil
- Seal	25 years	Nil
Footpaths	20 years	Nil
Street Lighting	15 to 25 years	Nil
Drainage	80 years	Nil
Reticulation	15 to 30 years	Nil
Overpasses and Underpasses	50 to 80 years	Nil
Plant and Mobile Equipment		
Plant and Equipment – Major Plant	3 to 10 years	10% - 45%
Sedans and Utilities	2 to 3 years	60% - 85%
Pumps and Bores	15 years	Nil
Minor Plant and Equipment	2 to 7 years	5% - Nil
Specialised Parking Equipment	7 to 15 years	Nil
Office Furniture and Equipment		
Furniture and Equipment	10 to 15 years	Nil
Computer Equipment and Software	3 to 5 years	Nil

1.5 Acquisition and Construction of Assets

Assets acquired or constructed are recognised in the accounts at their acquisition or construction cost plus any other cost incidental to that acquisition or construction, including architects and engineering design fees, interest during the construction phase and an appropriate proportion of overheads. Assets acquired at no cost, or for nominal consideration are initially recognised at their fair values as at the date of acquisition.

1.6 Revenue Recognition

All revenue arising from the provision of goods and services by the reporting entity is recognised when it can be determined that a future economic benefit is or will be received by the City, which can be reliably measured.

1.7 Rates, Grants, Donations and Other Contributions

Revenue is recognised to the extent that it is probable that the economic benefit will flow to the City, and the revenue can be reliably measured.

1.8 Expense Recognition

All expenditure resulting in the consumption or loss of future economic benefit arising from the operation of the reporting entity is recognised in the accounts at the time the expenditure is incurred and where it can be reliably measured.

1.9 Employee Entitlements

(i) Wages and Salaries

A liability for wages and salaries is recognised and is stated as the amount unpaid at balance date calculated at current rates of pay.

(ii) Annual Leave

Employee entitlements to annual leave are recognised as leave not taken at balance date calculated at current rates of pay plus related on-costs in accordance with Australian Accounting Standard AASB119 – Employee Benefits.

The expected amount to be paid to employees within the next twelve months (set at 6 weeks) is recognised as a current liability in the Statement of Financial Position. Amounts exceeding 6 weeks accrual is recognised and measured as the present value of the estimated future cash outflows to be made in respect of services provided by employees up to the reporting date.

The amended standard AASB119 pertaining to annual leave entitlements is first applied in the current reporting period.

(iii) Long Service Leave

Employee entitlements for long service leave are accrued on a pro-rata basis from the date of commencement in accordance with Australian Accounting Standard AASB119

– Employee Benefits. Such liability is recognised and measured as the present value of the estimated future cash outflows to be made in respect of services provided by employees up to the reporting date.

Consideration is given to future wage and salary levels, experience of employee departures and periods of service. Estimated future outflows are discounted using average Commonwealth Government Bond rates that match as closely as possible estimated future cash outflows.

1.10 Definition of Cash and Cash Equivalents

Cash and cash equivalents are defined as cash on hand, cash at bank (adjusted for overdraft), liquid money market investments and managed funds. All securities can be realised within twelve months and for valuation purposes are marked to market to reflect current conditions, except for structured investments which are valued at cost less any impairment charge on the basis that the City will hold them until redemption date.

1.11 Inventories and Work in Progress

Inventories and work in progress are valued at the lower of cost and net realisable value.

1.12 Provision for Doubtful Debts

The collectability of debts is assessed at balance date and provision made for doubtful debts. Bad debts are written off as they are recognised as uncollectible.

1.13 Leases

Operating leases are included in operating expenditure in accordance with lease arrangements. The City has no obligation under finance leases at the date of the budget.

1.14 Rounding

Amounts shown in the Financial Statements have been rounded to the nearest dollar. This may result in minor variations between schedules.

1.15 Capitalisation and Materiality

Assets with an economic life which is determined to be longer than one year are only capitalised where the cost of acquisition/construction exceeds the materiality threshold established by Council. Council's current capitalisation policy is to expense any purchases less than $5,000 that may be considered to be of a capital nature. In terms of information technology software, this limit is less than $50,000.

1.16 Vested Land and Crown Land held in Trust

Land Vested in the City is recognised at a nominal value of one dollar for record purposes only. Crown Land held in Trust is recognised at fair value.

1.17 Land under Roads

Effective from 1 July 2008, the City elected not to recognise any value for land under roads acquired before 30 June 2008. This accords with the treatment available under Australian Accounting Standard AASB 1051 Land Under Roads and the requirement of Regulation 16(a) (i) of the *Local Government (Financial Management) Regulations* that prohibits local government from recognising such land as an asset of local government.

In respect of land under roads acquired on or after 1 July 2008, as detailed above Regulation 16(a) (i) of the *Local Government (Financial Management) Regulations* prohibits local government from recognising such land as an asset of local government.

1.18 Taxation

The City is exempt from payment of income tax, capital gains tax and payroll tax. Payments for fringe benefits tax and goods and services tax are made in accordance with the relevant legislation.

1.19 Goods and Services Tax

Revenues, expenses and assets are recognised net of the amount of goods and services tax (GST), except where the amount of GST incurred is not recoverable from the Australian Taxation Office (ATO). In these circumstances the GST is recognised as part of the cost of acquisition of the asset or as part of the item of expense to which it relates. Receivables and payables are stated with the amount of GST included. The net amount of GST recoverable from or payable to the ATO is included as a current asset or liability in the balance sheet. Cash flows are included in the statement of cash flows on a gross basis. The GST component of cash flows arising from investing and financing activities which are recoverable from, or payable to the ATO are classified as operating cash flows.

1.20 Investments

All current investments, except for structured investments, are marked to market and therefore valued at market value in the financial statements to more appropriately relate the value of securities to current conditions. Structured investments, comprise mortgage backed securities are valued at cost less impairment charge, where considered appropriate. Other non current investments are valued at cost.

The City of Perth invests in a variety of interest bearing securities and does not directly enter into any derivative contracts to offset risk to the interest or foreign exchange rates. Additionally, to the best of its knowledge, there are no embedded derivatives in the funds or securities that the City of Perth holds that may impact materially on investment earnings.

1.21 Interest Bearing Loans and Borrowings

Borrowing costs are recognised as an expense when incurred.

1.22 Impairment of Assets

The recoverable amount of an asset is determined at the higher of net selling price and value in use.

Certain of the City's operations are conducted with a commercial orientation and it is necessary to test for impairment of assets on a discounted cash flow basis for each of these units in the future.

1.23 Statement of Comprehensive Income

A Statement of Comprehensive Income in nature and type format has been prepared and included to ensure the City complies with both the Local Government Act 1995 (as amended), and the Australian Accounting Standards (including Australian Accounting Interpretations).

1.24 Investment Property

Investment property is held to generate long-term rental yields. All tenant leases are on an arms length basis.

Investment property is carried at fair value, being market value assuming the highest and best use permitted by the relevant land use planning provisions or existing public use whichever is the greater. Changes to face value on revaluation to fair value are recorded in the Statement of Comprehensive Income. The impact of any changes at 30 June 2015 has not been assessed in the Annual Budget. Investment properties are not depreciated.

1.25 Comparatives

Where necessary comparative information for 2014/15 has been reclassified to achieve consistency in disclosure with the budget year’s presentation.

1.26 Critical Accounting Estimates and Key Sources of Estimation Uncertainty

In application of the City’s accounting policies, the City is required to make judgements, estimates and assumptions about the carrying values of certain assets and liabilities that are not readily apparent from other sources. The estimates and associated assumptions are based on historical experience and other factors that are considered to be relevant. Actual results may differ from these estimates. The estimates and underlying assumptions are reviewed on an ongoing basis. Revisions to accounting estimates are recognised in the period of revision and future periods if the revision affects both current and future periods.

2. PROGRAMS AND SERVICES

In order to discharge its responsibilities to the community, the City has developed a set of operational and financial objectives in providing its service functions.

NOTES TO AND FORMING PART OF THE BUDGET

The City's Corporate Business Plan identifies result areas that it must focus on to achieve its Vision.

To achieve this, the City provides a broad range of services and maintains and improves its infrastructure including roads, parks and public areas.

Planning for the Future

The City adopted the Integrated Planning and Reporting Framework and developed a set of operational and financial objectives in consultation with the community to establish its 'Vision 2029+ Strategic Community Plan'. A framework was established to meet these objectives and is contained in the City of Perth Corporate Business Plan and a series of strategic enabling documents for preparation and enhanced visibility of priority areas in its Corporate Business Pan.

The 2015/16 City of Perth budget has been developed in consideration with the updated draft Corporate Business Plan (2015 – 2019) and associated Long Term Financial, Corporate Asset Management and Workforce Plans.

Programs

The services of the City are classified according to the following programs:

- **GOVERNANCE**

Members of Council, civic receptions and functions, public relations, electoral and other issues relating to the task of assisting Councillors and the rate payers which do not concern specific Council services.

- **GENERAL PURPOSE FUNDING**

General rate revenue, penalty for late payment, ex gratia rates, rate administration fee, rate instalment fee, back rates, general purpose grants, untied road grants, interest on deferred rates, investment returns, discounts received, interest on long term borrowings.

- **LAW, ORDER, PUBLIC SAFETY**

Fire prevention including the Emergency Services Levy, clearing for fire hazards, animal control, by-law control, public security, civil emergency services, park rangers, neighbourhood watch.

- **HEALTH**

Maternal and infant health, preventive services including, immunisation, food control, health inspections, pest control, other health.

- **EDUCATION AND WELFARE**

Child care centres, aged and disabled, senior citizens' centres, welfare administration, donations to welfare organisations, other welfare, education services.

- **COMMUNITY AMENITIES**

Rubbish collections, recycling, refuse site operations, litter control, public litter bins, abandoned vehicles, pollution control, town planning control/studies, Citiplace administration, pedestrian malls, Forrest Place, street seats, memorials, bus shelters, rest centres, public conveniences.

- **RECREATION AND CULTURE**

Public halls, civic centre, parks, sports grounds, community recreation programs, cycleways, library, community arts program, Concert Hall, Perth Town Hall, donations to cultural institutions, parades and festivals, Christmas decorations, event and corporate sponsorship, Skyworks, state and precinct events.

- **TRANSPORT**

Roads, footpaths, rights of way, drainage, road verges, median strips, overpasses, underpasses, street lighting, street cleaning, street trees, traffic surveys, traffic management, depot operations, parking facilities.

- **ECONOMIC SERVICES**

Tourism and promotions, Perth Convention Bureau subsidies, building control, undergrounding of power, retail marketing, Christmas events, destination promotions.

- **OTHER PROPERTY AND SERVICES**

Public works overheads, plant/vehicle operations, sundry property and other outlays that cannot be assigned to one of the preceding programs.

3. RATES INFORMATION

3.1 Gross Rental Values

The rate in the dollar is applied to the Gross Rental Value (GRV) of each property based on its predominant use as determined by the City. These values are supplied by Landgate Valuation Services every three years when a revaluation is undertaken or on an interim basis when buildings are completed or demolished.

Landgate Valuation Services provided the City with Gross Rental Values (GRV) for the purpose of rating based on values as at 1 August 2012. The values supplied are effective from 1 July 2014 and continue for three years from that date.

3.2 Differential General Rates

The City of Perth imposes differential general rates under Section 6.33 of the Local Government Act 1995 on all rateable land within the City according to the predominant purpose for which the land is held or used, as determined by the City. Should the predominant land use forming the basis for the imposition of the differential rates change during the year, the City is not required to amend the assessment of rates payable on that land on account of that change.

NOTES TO AND FORMING PART OF THE BUDGET

The rating policy endeavours to strike a balance between the raising of rate income as an impost on the community whilst being an efficient and equitable means of raising revenue.

Details of the differential rates applicable for the 2015/16 financial year are shown in the following table.

Details	Gross Rental Value (inc. Minimum)	Rate in $	Estimated Rate Revenue				
			Minimum Rates		Non Minimum Rates		Total
			No of Prop	Revenue	No of Prop	Revenue	
Rates	($)	(cents)		($)		($)	($)
Commercial	416,953,184	5.0032	550	376,750	1,937	20,454,351	20,831,101
Office	1,486,761,541	2.9079	198	135,630	2,173	43,190,275	43,325,905
Residential	328,193,967	4.4107	871	596,635	10,725	13,973,563	14,570,198
Vacant Land	21,460,150	5.8157	2	1,370	81	1,261,120	1,262,490
Total Rates			**1,621**	**1,110,385**	**14,916**	**78,879,309**	**79,989,694**
Other Levies							
Interim Rates							3,130,855
Back Rates							(150,000)
Inner City Residential Rate Relief Scheme							(58,969)
Heritage Rate Relief Scheme							(230,000)
Ex-Gratia Rates							10,787
Total Other Levies							**2,702,673**
Total Rates							**82,692,367**
Additional Rates / ESL Charges							
Rates							
Late Payment Interest							85,822
Administration Fees							252,913
Instalment Interest							333,047
Emergency Services Levy							
Late Payment Interest							25,450
Administration Fees							112,755
Total Additional Charges							**809,987**
Total Rates and Charges							**83,502,354**

- The proposed new rates are set at differential levels that provide, as far as practically possible, a fair and equitable distribution of the rate burden to each category of land having regard to its demands on the City's services.

- None of the differential general rates is more than twice the lowest differential general rate as applied in this budget.

NOTES TO AND FORMING PART OF THE BUDGET

3.3 Minimum Payment

The City imposes one general minimum rate payment that applies to all rateable properties within the City in recognition that every property receives some minimum level of benefit from works and services provided by the City. The proposed minimum payment will increase from $654 to $685 this budget year.

The minimum payment applies mainly in the residential category and has been maintained at a relatively low level to support the City's strategy of encouraging living within the central metropolitan area. The increased minimum payment affects mainly the residential category.

Minimum Payment	Budget 2014/15	Estimate 2014/15	Budget 2015/16
Minimum Rate	$654	$654	$685
Number of Minimum Rate Properties	1,473	1,459	1,621
GRV of Minimum Rates	$19,379,143	$19,063,363	$21,150,677
Estimated Minimum Rates	$963,342	$954,186	$1,110,385

3.4 Objects and Reasons for Differential General Rates

The objectives and reasons for the imposition of each differential general rate are:

Commercial

The rate for this sector is 5.0032 cents per dollar of GRV which is a wide-ranging class that includes land use categories primarily commercial in nature that do not fit clearly into any other class. The category includes retail outlets, transportation services, communication services, wholesalers, warehouses, laboratories, auto sales and services, entertainment services including restaurants and nightclubs, sporting facilities, banking/ATM's, laundromats, bakeries, medical laboratories, commercial educational facilities and services.

The Hotel category was previously combined into the broader Commercial category to recognise its commercial character. It includes backpacker hostels, boarding houses, lodging accommodation and short stays serviced apartments. The only difficulty is in ensuring that serviced apartments that revert to residential are reclassified appropriately. Serviced apartments consist of commercial short-term accommodation that is often substituted for and in direct competition with hotel accommodation. Although not having the same profile and facilities, these are most appropriately classed as commercial.

Office

The majority of properties within the City are used for office accommodation. The GRV of the office sector represents a large percentage of the total rateable values. The City has set a rate for the office sector at 2.9079 cents per dollar of GRV. The Office category is the largest contributing sector to total rates revenue.

The recent growth in this sector has resulted in an increase in the demand for services to this category and rates revenue now falls below the cost of services provided to it by the City. The rate in the dollar for Office is the only category not previously adjusted relative to other categories in order to reduce the funding shortfall. Therefore the increase in the rate in the dollar for Offices is set higher relative to other categories in order to achieve a more equitable distribution of rates.

Residential

The residential category covers properties that are used for singular and multi-dwellings. The residential rate is 4.4107 cents per dollar of GRV.

Previously in the residential category rates have been adjusted to encourage residential development in the city. This policy has successfully encouraged development of the sector where its contribution to rates revenue has grown to 18.2% (17.4% – 2014) of the ratebase. The growth in the number of residential properties has contributed to the growth in recent years to the amount of rates being below the level of costs attributed to this category relative to the works and services provided.

The City's objective is to reduce the level of subsidy in the classification 'Residential' by gradually increasing the residential rate to levels more commensurate with other metropolitan local governments and the cost of service delivery.

The Perth residential rate for the 2014/15 financial year was a lower rate than both its peer capital cities and other metropolitan councils.

Vacant Land

The rate of 5.8157 cents per dollar of GRV applies to all vacant lands within the district. The City imposes the highest possible rate (double that of the lowest rated category) to discourage holdings of undeveloped vacant land within the City, which reduce the amenity of the area, and encourage its development. Ministerial permission is required if this proportion was to be increased.

3.5 Options for Payment of Rates

Payment of rates may be made according to one of the following options:

(a) by a single payment due 35 days from the date of issue of the rate notice and expected to be payable by 7 August 2015.

(b) by two equal or nearly equal instalments expected to be payable on the following dates:

First instalment	on 7 August 2015
Second instalment	on 9 October 2015

(c) by four equal or nearly equal instalments expected to be payable on the following dates:

First instalment	on 7 August 2015
Second instalment	on 9 October 2015

Third instalment	on 11 December 2015
Fourth instalment	on 12 February 2016

3.6 Rates Instalments - Interest and Charges

The City imposes an additional charge for the payment of rates and ESL by instalment as follows:

- The rate of interest charged on instalment payments is 5.5% p.a. and is only applied if either the two or four instalments option is selected.
- The administration charge on both instalment options is $45.
- An administration fee of $45 is chargeable on all arrangements made for payment outside the normal terms.

The estimated total revenue from the imposition of the instalment interest is $333,047 (2014/15 estimate is $317,580).

3.7 Rates Early Payment Incentive Scheme

The City of Perth endorses an early rate payment incentive scheme externally sponsored, under which ratepayers who pay their rates and charges in full within 35 days from the date of issue of the rate notice will enter into a draw to win prizes offered by corporate sponsors. The City of Perth incurs no cost in the operation of the early rate payment incentive scheme. The incentive scheme excludes pensioners' rates deferred under the provision of the Rates and Charges (Rebates and Deferments) Act 1992.

3.8 Late payment Interest

(a) The interest rate imposed by the City of Perth on rates and service charges that remain unpaid after their due date is 11% p.a. to be applied from the due date for payment.

The estimated amount of revenue from the imposition of late payment interest on unpaid rates and service charges is $85,822 (2014/15 estimate is $93,983).

(b) The City is entitled to impose an interest rate of 11% p.a. on any amount other than rates that remains unpaid after its due date, calculated daily until the date of payment.

3.9 Inner City Residential Rate Scheme

The City of Perth Budget applied an Inner City Residential rate concession scheme for purchasers of newly developed residential properties which qualified for three years rate concession up to $2,000 per annum per rateable property. The concession was effective from the beginning of the financial year following the year in which the property was completed and purchased.

The scheme was modified to expire on 30 June 2010 and withdrawn once the 2015/16 existing concessions expire.

Revenue foregone arising from inner-city residential rate concession is estimated at $58,969 (2014/15 estimate is $144,885).

3.10 Heritage Rate Relief Scheme

The Heritage Rate Relief Scheme continues this year, as part of the campaign to retain as much of the City's heritage as possible.

A 10% rebate of rates will be applied to qualifying heritage properties for a period of three consecutive years (up to a maximum of $20,000 per annum), with an extension for a further three years being possible. Owners of current heritage listed properties under the City Planning Scheme will be invited to apply, and will receive the rebate subject to certain criteria:

- The rateable property is listed in the City of Perth City Planning Scheme as a Place of Cultural Heritage Significance;
- There are no outstanding rates and charges relating to the property past the due dates for payments offered by the City;
- Are able to demonstrate that there is an ongoing maintenance program in place for the property; and
- The property owner signs and adheres to an agreement to maintain their property to a standard defined by the Council.

Applications need to be received by 28 February and will be applied to rates in the following financial year. The rate concession applies to general rates only and not to rubbish collection charges or the Emergency Services Levy.

Revenue foregone from the Heritage Rate Relief Scheme is estimated at $230,000 (2014/15 estimate is $231,679).

3.11 Concessions

In accordance with the provisions of the Rates and Charges (Rebates and Deferments) Act 1992, concessions are offered to eligible persons to allow them to either defer their rates or receive a percentage of rebate off their rates. This is provided they register within the specified period and pay the balance of the rates within the year in which they are assessed. To be eligible for a concession, a ratepayer is required to be an "eligible person" in terms of the Act and to be the registered owner / occupier of the property at 1 July of the rating year. Eligible persons may also be entitled to a concessional rebate for a standard waste management charge.

3.12 Rubbish Collection Charges

In accordance with the Local Government Act 1995, Section 6.16, and the Waste Avoidance and Resources Recovery Act 2007, Sections 67 – 68, the City sets an annual fee for the provision of Rubbish collection services. These fees are published in the Supporting Schedule of Fees and Charges to the Annual Budget 2015/16 and include collections services and the provision of new and replacement bins for both residential and non-residential rubbish.

Waste management services are calculated on a full cost recovery basis. The cost to dispose of municipal solid waste (MSW) to landfill accounts for up to one quarter of the overall expense of providing waste services. Since 1 January 2015 there has been a 96% increase in the State Landfill Levy which accounts for approximately 40% of the cost of delivery per tonne to the Tamala Park landfill site (excluding GST). Further increases are foreshadowed over the next five years and an anticipated increase of 7.5% is factored into projected costs for the second half of 2015/16.

Rubbish Collection fees are expected to raise $863,000 additional revenue resulting from an increase of 12.5% to existing fees for 2015/16 and an additional fee of $50.00 for residential basic fees to fully recover the cost of providing co-mingled recycling services. Re-pricing of the services for 660L bulk MSW and paper/cardboard bins has resulted in these fees being reduced, bringing the fees into parity with that of the equivalent commercial 240L service.

4. EMERGENCY SERVICES LEVY (ESL)

The State Government Emergency Services Levy (ESL) is collected by Local Governments on behalf of the Department of Fire and Emergency Services of Western Australia.

The City of Perth falls under the Career Fire and Rescue Services boundary, ESL Category 1. The levy is based on the property GRV's and will appear as a separate charge on the Rate Notices. The budgeted ESL rate for the coming year is:

ESL Category	ESL Rate in $ (cents per $ of GRV)	Minimum	Maximum	
			Residential & Vacant Land	Commercial, Industrial & Other Land
1	1.160	$66	$340	$192,510

The final determination of the Emergency Services Levy for 2015/16 is expected to be declared by 31 May 2015 and the actual rates may vary from those above.

The interest rate imposed by the Emergency Services Legislation on ESL charges that remain unpaid after the due date is 11% p.a. to be applied from the due date

for payment. The estimated total revenue from the imposition of this interest is estimated to be $25,450 (2014/15 estimate is $23,151).

5. ELECTED MEMBER FEES, EXPENSES AND ALLOWANCES

Elected Member fees, allowances and expense reimbursements that are provided for in the budget in accordance with the provisions of the Local Government Act 1995 are as follows:

Description	Budget 2014/15	* Estimate 2014/15	Budget 2015/16
	$	$	$
Lord Mayor			
Local Government Allowance	130,000	133,900	137,917
Annual Attendance Fees	45,000	46,350	47,741
Expense Reimbursement	13,360	13,360	13,360
	188,360	**193,610**	**199,018**
Deputy Lord Mayor			
Local Government Allowance	32,500	33,475	34,479
Annual Attendance Fees	30,000	30,900	31,827
Expense Reimbursement	13,360	13,360	13,360
	75,860	**77,735**	**79,666**
All Other Councillors			
Annual Attendance Fees	210,000	216,300	222,789
Expense Reimbursement	93,520	93,520	93,520
	303,520	**309,820**	**316,309**
	567,740	**581,165**	**594,993**

* The estimated figures for 2014/15 are based on budgeted amounts for the year with an addition of a 3% increase to all costs (except Expense Reimbursement component). The revised figures for the Estimate are due to the Salaries and Allowances Tribunal decision occurring after the Council adopted the Annual Budget.

6. EXPENSE PROVISIONS

Bad Debts

Bad debts provided for during the budget year amount to $572,525 (2014/15 estimate is $584,764). These bad debts and provisions for bad debts relate mainly to non collectable parking fines and infringements.

Equipment Maintenance Provisions

A provision has been established for the maintenance, upgrade and eventual replacement of equipment in the Perth Convention and Exhibition Centre car park. The amount provided for in the budget year is $389,820 (2014/15 estimate is $389,820).

NOTES TO AND FORMING PART OF THE BUDGET

7. FEES AND CHARGES

Detailed information on fees and charges are included in the supporting schedules.

Fees and charges classified by program and by nature are as follows -

Fees and Charges by Program	Budget 2014/15	Estimate 2014/15	Budget 2015/16
	($)	($)	($)
General Purpose Funding	353,019	412,731	365,668
Law, Order, Public Safety	43,050	44,486	45,325
Health	782,500	825,770	843,720
Education and Welfare	1,468,015	1,426,900	1,654,095
Housing	599,130	740,159	656,190
Community Amenities	8,680,391	8,654,981	10,126,934
Recreation and Culture	559,045	560,510	590,145
Transport	89,842,525	84,359,018	90,139,092
Economic Services	1,246,710	1,002,564	1,060,247
Other Property and Services	866,019	953,288	498,498
	104,440,404	**98,980,407**	**105,979,914**

Fees and Charges by Nature	Budget 2014/15	Estimate 2014/15	Budget 2015/16
	($)	($)	($)
Parking Fees	78,528,324	72,946,008	78,153,380
Care Centres Fees	1,407,385	1,239,595	1,437,412
Building Licence & Certification Fees	1,088,000	807,825	910,000
Planning / Development Fees	650,000	1,171,100	1,000,000
Eating House Licence Fees/ Food Premises Inspection Fees	410,000	414,065	408,000
Outdoor Eating Area Licence Fees	300,000	326,229	306,000
Rubbish Collection Fees	6,140,750	6,087,661	7,158,185
Podiatry Fees	88,285	74,179	106,272
Property Rentals	4,450,778	4,727,109	4,304,507
Property and Reserve Hire Charges	591,382	586,675	621,237
Other Hire Charges	158,000	211,173	175,212
Parking Fines	9,552,550	9,309,765	10,330,630
Other Licence Fees	309,736	286,207	326,287
Miscellaneous Other Charges	765,214	792,816	742,792
	104,440,404	**98,980,407**	**105,979,914**

NOTES TO AND FORMING PART OF THE BUDGET

8. DEPRECIATION AND AMORTISATION OF NON CURRENT ASSETS

Depreciation and amortisation expenses classified by program are as follows –

Depreciation Charge by Program	Budget 2014/15	Estimate 2014/15	Budget 2015/16
	($)	($)	($)
Governance	8,319	14,328	9,497
Law, Order, Public Safety	191,732	102,442	99,170
Health	9,801	9,900	970
Education and Welfare	174,385	176,957	167,093
Housing	409,835	366,343	97,359
Community Amenities	3,082,433	2,427,251	3,020,825
Recreation and Culture	7,148,215	5,119,758	4,553,051
Transport	20,064,528	18,152,992	22,307,389
Economic Services	408	408	261
Other Property and Services	3,447,333	3,646,420	3,955,486
	34,536,989	**30,016,799**	**34,211,101**

Depreciation and amortisation expenses by asset classification are as follows –

Depreciation Charge by Nature	Budget 2014/15	Estimate 2014/15	Budget 2015/16
	($)	($)	($)
Buildings	7,672,670	7,174,940	7,019,850
Infrastructure	19,150,453	14,263,025	19,593,818
Plant and Equipment	4,644,299	5,473,337	4,454,960
Furniture and Equipment	1,924,474	1,923,536	2,071,613
Leasehold Land Costs	764,803	790,470	750,773
Freehold Improvements	380,290	391,491	320,087
	34,536,989	**30,016,799**	**34,211,101**

NOTES TO AND FORMING PART OF THE BUDGET

9. OTHER EXPENDITURE

Other Expenditure	Budget 2014/15	Estimate 2014/15	Budget 2015/16
	($)	($)	($)
Emergency Services Levy	430,804	438,748	430,488
Donations and Sponsorships	5,462,246	5,626,052	5,280,055
Parking Bays Licence Fees	14,053,880	14,080,485	17,136,853
Interstate / Overseas Conferences	256,148	234,502	297,018
Statutory Fees and Charges	237,744	223,736	236,198
Contributions	72,000	390,065	115,000
All Other	1,314,427	1,236,698	1,212,149
	21,827,249	**22,230,286**	**24,707,761**

10. GAIN/ (LOSS) ON DISPOSAL/WRITE-OFF OF ASSETS

Gain/(Loss) on Disposal/Write-Off of Assets by Program	Proceeds on Disposal	Net Book Value	Gain/(Loss) On Disposal
	($)	($)	($)
Budget 2015/16			
Governance	37,000	27,629	9,371
Law, Order, Public Safety	20,500	13,000	7,500
Health	128,000	121,097	6,903
Community Amenities	286,500	257,002	29,498
Recreation and Culture	153,000	130,273	22,727
Transport	544,000	2,202,231	(1,658,231)
Economic Services	133,000	126,017	6,983
Other Property and Services	221,000	204,004	16,996
	1,523,000	**3,081,253**	**(1,558,253)**
Estimate 2014/15			
Law, Order, Public Safety	20,000	13,000	7,000
Health	21,851	25,000	(3,149)
Community Amenities	265,833	206,000	59,833
Recreation and Culture	536,356	359,000	177,356
Transport	675,669	1,768,837	(1,093,168)
Other Property and Services	128,121	126,220	1,901
	1,647,830	**2,498,057**	**(850,227)**

Gain/(Loss) on Disposal/Write-Off of Assets by Classification	Proceeds on Disposal	Net Book Value	Gain/(Loss) On Disposal
Budget 2015/16	($)	($)	($)
Infrastructure	-	1,721,201	(1,721,201)
Plant and Equipment	1,523,000	1,360,052	162,948
	1,523,000	**3,081,253**	**(1,558,253)**
Estimate 2014/15			
Infrastructure	-	660,582	(660,582)
Plant and Equipment	1,647,830	1,837,475	(189,645)
	1,647,830	**2,498,057**	**(850,227)**

11. MAJOR LAND AND PROPERTY TRANSACTIONS

The City of Perth is engaged in the following major land and property transactions reflected in the budget as follows:

Major Land and Property Transaction Details		Budget 2014/15	Estimate 2014/15	Budget 2015/16
	Notes	($)	($)	($)
Property Development				
Perth City Library, Cathedral Square, 567-579 Hay St, Perth	(a)	24,588,501	23,343,851	5,643,110
Public Plaza, Cathedral Square, 567-579 Hay St, Perth		800,000	876,877	150,000
Perth Concert Hall, 5 St. Georges Terrace, Perth	(b)	-	-	3,457,500

Note:

(a) The City is constructing a new library and public plaza which has been rescheduled for completion in the first half of the budget year. A leasehold interest for ninety nine years in the land was purchased in 2013. Construction of the building is underway. There have been delays to the project and timeline building forecasts are set for completion by the end of the calendar year.

(b) The City recently undertook a building condition review and received reports highlighting building components requiring upgrade or replacement. Included in the areas identified are the hydraulic and mechanical services, electrical equipment, such as switchboards, distribution boards and lighting, plus the fire services within the building. Projected expenditure over two years is expected to total $6,980,000, with contributions from the Department of Culture and the Arts for the Perth Theatre Trust.

NOTES TO AND FORMING PART OF THE BUDGET

12. PARTICULAR RESERVES

The City of Perth has a number of reserve accounts details of which are as follows –

(a) CONCERT HALL REFURBISHMENT AND MAINTENANCE RESERVE

This reserve, originally set up in 1972, provides for the future maintenance of the Perth Concert Hall and the replacement of existing plant, furniture and carpets. The reserve also accommodates provision for the design and construction of the new WASO facility.

Concert Hall Refurbishment and Maintenance	Budget 2014/15	Estimate 2014/15	Budget 2015/16
	($)	($)	($)
Balance 1 July	4,639,244	4,640,441	4,793,718
Interest Earnings	161,499	203,277	143,522
Transfer from Accumulated Surplus	-	-	900,000
Transfer to Accumulated Surplus	(50,000)	(50,000)	(1,795,000)
Balance 30 June	**4,750,743**	**4,793,718**	**4,042,240**

(b) REFUSE DISPOSAL AND TREATMENT RESERVE

The purpose of this reserve is to allow for the development, construction and purchase of facilities and plant for the treatment, transportation and disposal of non-industrial refuse. It is also utilised to assist with the phasing in of significant increases in standard rubbish service charges anticipated when recycling processes are extended.

Refuse Disposal and Treatment	Budget 2014/15	Estimate 2014/15	Budget 2015/16
	($)	($)	($)
Balance 1 July	3,002,279	4,755,638	2,304,883
Interest Earnings	59,066	183,502	51,317
Transfer from Accumulated Surplus	-	-	-
Transfer to Accumulated Surplus	(2,629,336)	(2,634,257)	(1,890,433)
Balance 30 June	**432,009**	**2,304,883**	**465,767**

(c) COMMUNITY RECREATION CENTRES AND FACILITIES RESERVE

Set up in 1985 with the proceeds from the sale of Burswood Island, the intent of this reserve is to provide for the development of Community Recreation Centres and Facilities.

Community Recreation Centres and Facilities	Budget 2014/15	Estimate 2014/15	Budget 2015/16
	($)	($)	($)
Balance 1 July	350,825	337,664	-
Interest Earnings	7,176	7,640	-
Transfer from Accumulated Surplus	-	-	-
Transfer to Accumulated Surplus	(291,609)	(345,304)	-
Balance 30 June	**66,392**	**-**	**-**

(d) ASSET ENHANCEMENT RESERVE

This reserve was established in 1998 to fund future capital expenditure for the replacement and enhancement of City assets and smooth the impact of the capital cost in any one rating year.

The purpose and title of this reserve was changed from 1 July 2003 to allow for the use of these reserve funds in future financial years for the enhancement, replacement, refurbishment and purchase of new assets or project works of the City.

Additional to this purpose is that project works funded from this Reserve may not necessarily belong to the City but may be carried out for the ultimate benefit of the City.

Asset Enhancement	Budget 2014/15	Estimate 2014/15	Budget 2015/16
	($)	($)	($)
Balance 1 July	27,969,641	30,427,043	31,273,047
Interest Earnings	873,237	1,384,689	775,709
Transfer from Accumulated Surplus	3,000,000	3,000,000	5,000,000
Transfer to Accumulated Surplus	(11,040,000)	(3,538,685)	(9,258,839)
Balance 30 June	**20,802,878**	**31,273,047**	**27,789,917**

(e) ART ACQUISITION RESERVE

This Reserve was established in 1999 to fund future additions to the art collection of the City. It is generally funded from the proceeds of sale of artworks and the transfer of the unexpended annual allocation for art acquisitions.

Art Acquisition	Budget 2014/15	Estimate 2014/15	Budget 2015/16
	($)	($)	($)
Balance 1 July	259,580	257,641	268,716
Interest Earnings	8,035	11,075	7,146
Transfer from Accumulated Surplus	60,000	60,000	60,000
Transfer to Accumulated Surplus	(60,000)	(60,000)	(60,000)
Balance 30 June	**267,615**	**268,716**	**275,862**

(f) STREET FURNITURE REPLACEMENT RESERVE

This reserve was established in 1999 from proceeds received from the sale of a street furniture contract negotiated by the City with Adshel. Funds held are designated to be used for the purchase and improvement of the City's street furniture, including water features.

Street Furniture Replacement	Budget 2014/15	Estimate 2014/15	Budget 2015/16
	($)	($)	($)
Balance 1 July	479,236	476,186	542,443
Interest Earnings	16,773	21,257	16,243
Transfer from Accumulated Surplus	45,000	45,000	45,000
Transfer to Accumulated Surplus	-	-	(270,000)
Balance 30 June	**541,009**	**542,443**	**333,686**

(g) HERITAGE INCENTIVE RESERVE

This reserve was established in 2000 to fund heritage incentives to benefit properties on the City of Perth's heritage register.

Heritage Incentive	Budget 2014/15	Estimate 2014/15	Budget 2015/16
	($)	($)	($)
Balance 1 July	1,118,690	1,113,338	1,162,291
Interest Earnings	32,154	48,953	28,799
Transfer from Accumulated Surplus	400,000	400,000	400,000
Transfer to Accumulated Surplus	(400,000)	(400,000)	(400,000)
Balance 30 June	**1,150,844**	**1,162,291**	**1,191,090**

NOTES TO AND FORMING PART OF THE BUDGET

(h) EMPLOYEE ENTITLEMENTS RESERVE

This reserve was established in 2013 to fund the non-current portion of employee entitlements for Long Service Leave.

Employee Entitlements	Budget 2014/15	Estimate 2014/15	Budget 2015/16
	($)	($)	($)
Balance 1 July	1,069,742	1,028,800	1,124,904
Interest Earnings	37,441	45,539	33,635
Transfer from Accumulated Surplus	50,565	50,565	50,565
Transfer to Accumulated Surplus	-	-	-
Balance 30 June	**1,157,748**	**1,124,904**	**1,209,104**

(i) PERTH CONVENTION EXHIBITION CENTRE CAR PARK - FIXED PLANT REPLACEMENT RESERVE

This reserve was established to provide for the future replacement of existing fixed plant, not owned by the City but which the City consumes and is obliged to replace, at the Perth Convention Exhibition Centre Car Park.

PCEC Car Park- Fixed Plant Replacement	Budget 2014/15	Estimate 2014/15	Budget 2015/16
	($)	($)	($)
Balance 1 July	3,479,846	3,479,847	3,869,667
Interest Earnings	121,795	135,000	135,000
Transfer from Accumulated Surplus	254,820	254,820	254,820
Transfer to Accumulated Surplus	-	-	-
Balance 30 June	**3,856,461**	**3,869,667**	**4,259,487**

(j) PARKING FACILITIES DEVELOPMENT RESERVE

This reserve was established to enable parking facilities within the City and parking equipment to be developed and purchased.

Parking Facilities Development	Budget 2014/15	Estimate 2014/15	Budget 2015/16
	($)	($)	($)
Balance 1 July	29,632,811	26,316,679	23,323,841
Interest Earnings	964,413	1,105,076	617,984
Transfer from Accumulated Surplus	-	-	2,200,000
Transfer to Accumulated Surplus	(4,156,322)	(4,097,914)	(3,984,660)
Balance 30 June	**26,440,902**	**23,323,841**	**22,157,165**

NOTES TO AND FORMING PART OF THE BUDGET

(k) PARKING LEVY RESERVE

This reserve was established in 2013 to set aside funds to meet the State Government's Parking Levy.

Parking Levy	Budget 2014/15	Estimate 2014/15	Budget 2015/16
	($)	($)	($)
Balance 1 July	11,053,947	11,099,114	17,136,853
Interest Earnings	-	85,841	87,230
Transfer from Accumulated Surplus	13,890,256	17,005,844	15,082,238
Transfer to Accumulated Surplus	(11,053,947)	(11,053,946)	(14,053,880)
Balance 30 June	**13,890,256**	**17,136,853**	**18,252,441**

(l) DAVID JONES BRIDGE RESERVE

This reserve was established in 2003 to fund major repairs, renovations or replacement of the pedestrian bridge over Murray Street Mall between David Jones and Forrest Chase. The allocations to this reserve are the unexpended maintenance contribution from the owner of the David Jones site at the end of each financial year.

David Jones Bridge	Budget 2014/15	Estimate 2014/15	Budget 2015/16
	($)	($)	($)
Balance 1 July	259,803	260,015	273,444
Interest Earnings	8,393	11,429	7,587
Transfer from Accumulated Surplus	42,000	42,000	42,000
Transfer to Accumulated Surplus	(40,000)	(40,000)	(40,000)
Balance 30 June	**270,196**	**273,444**	**283,031**

(m) BONUS PLOT RATIO CONTRIBUTION RESERVE

This reserve was established in 2005 to hold contributions in respect of Bonus Plot Ratio entitlements pending expenditure on streetscape improvements and/or public art.

Bonus Plot Ratio Contribution	Budget 2014/15	Estimate 2014/15	Budget 2015/16
	($)	($)	($)
Balance 1 July	568,531	573,017	598,168
Interest Earnings	19,899	25,151	17,909
Transfer from Accumulated Surplus	-	-	-
Transfer to Accumulated Surplus	-	-	-
Balance 30 June	**588,430**	**598,168**	**616,077**

NOTES TO AND FORMING PART OF THE BUDGET

(n) ENTERPRISE AND INITIATIVES RESERVE

This reserve was established in 2014 and is to be funded from proceeds of sales of land developed by the Tamala Park Regional Council and marketed as 'Catalina Estate', Clarkson. The purpose of the reserve is to fund future strategic projects to introduce and improve efficiencies and effectiveness in the City.

Enterprise and Initiatives	Budget 2014/15	Estimate 2014/15	Budget 2015/16
	($)	($)	($)
Balance 1 July	833,000	840,154	2,586,788
Interest Earnings	29,155	79,634	104,980
Transfer from Accumulated Surplus	1,667,000	1,667,000	1,833,333
Transfer to Accumulated Surplus	-	-	-
Balance 30 June	**2,529,155**	**2,586,788**	**4,525,101**

(o) Public Art Reserve

The Public Art Reserve is established to provide sufficient financial capacity to deliver new commissions of enduring public art identified in the City's draft Public Art Strategy and any associated strategic plans developed for public art.

Public Art Reserve	Budget 2014/15	Estimate 2014/15	Budget 2015/16
	($)	($)	($)
Balance 1 July	-	-	-
Interest Earnings	-	-	-
Transfer from Accumulated Surplus	-	-	200,000
Transfer to Accumulated Surplus	-	-	-
Balance 30 June	**-**	**-**	**200,000**

Note: The Reserve will be funded through an annual capital budget allocation from the City of Perth. It is also proposed that the City of Perth adopts a percent for art schemes, as proposed in the draft Public Art Strategy. This source of funding is intended to augment or eventually replace the annual allocation to the Reserve. Monetary donations, gifts or bequests given to the City for public art may also be added to the reserve.

NOTES TO AND FORMING PART OF THE BUDGET

(p) TOTAL COUNCIL RESERVES

Total Council Reserves	Budget 2014/15	Estimate 2014/15	Budget 2015/16
	($)	($)	($)
Cash Backed Reserves			
Balance 1 July	84,717,174	85,605,577	89,258,763
Investment Earnings	2,339,036	3,348,063	2,027,061
Transfer from Accumulated Surplus	19,409,641	22,525,229	26,067,956
Transfer to Accumulated Surplus	(29,721,214)	(22,220,106)	(31,752,812)
Balance 30 June	**76,744,637**	**89,258,763**	**85,600,968**
Revaluation Reserve (See Note below)			
Balance 1 July	457,205,192	372,942,447	557,254,098
Revaluation of land and buildings	-	184,311,651	-
Balance 30 June	**457,205,192**	**557,254,098**	**557,254,098**
Total Reserves	**533,949,829**	**646,512,861**	**642,855,066**

(q) Valuation of Assets and Asset Management

The City conducts a rotating triennial review of all its Asset Classes and their revaluations to fair value in accordance with a staged implementation advised by the Department of Local Government. Fair value estimations are determined in accordance with the policy stated in paragraph 1.4 of Note 1 –Significant Accounting Policies.

The review is part of its Corporate Business Plan, which forms part of the City's Plan for the Future, and is in accordance with the Integrated Planning Framework. As part of this process the following asset classes have been revalued this financial year and will be reflected in the 2014/15 financial statements:

1. Land and Buildings (external valuation)
2. Road Networks (internal valuation)
3. Footpath Networks (internal valuation)
4. Drainage Networks (internal valuations)
5. Lighting (internal and external valuations)
6. Streetscape Improvements (internal valuations)
7. Parks and Reserves Improvements (internal valuations)

Asset Management Services staff have used their technical expertise for valuing the other classes of infrastructure assets. No market based evidence was available for determining the fair value of these classes of assets because of their specialised nature. Fair value of these assets has been arrived at based on their depreciated replacement cost. The unit rates and valuation methodology being carried out is in

accordance with the accounting principles stated in AASB 13.

The Revaluation Reserve includes an estimate of the revaluation of the largest infrastructure assets classes taken up in the 2014/15 financial statements. Specific classes of Infrastructure assets include lighting, roads, parks and landscapes, footpaths and drainage.

The revaluation of infrastructure assets resulted in an overall increase of $184,311,651 that has been credited directly to the respective Revaluation Reserves in the Equity. However in this revaluation process some assets were identified as having reduced in valuations and these will be charged to the Statement of Comprehensive income.

Asset Class	**Revaluation Amount**	
Road Networks	$ 159,202,403	
Footpath Networks	$ (6,837,799)	
Drainage Networks	$4,122,160	
Lighting	$ (1,802,589)	
Streetscape Improvements	$10,443,546	
Parks and Reserves Improvements	$ 19,183,930	
Revaluation Adjustment	**$184,311,651**	

Land and Buildings are also being revalued for inclusion in the 2014/15 financial statements. An estimated revaluation adjustment based on available preliminary figures of $66.7 million is anticipated that is not reflected in the budget. The figure is comprised of increases to Land values of $69.9 million and a decrease in total buildings values of ($ 3.2 million).

NOTES TO AND FORMING PART OF THE BUDGET

Summary of Reserve Transfers	Budget 2014/15	Estimate 2014/15	Budget 2015/16
	($)	($)	($)
Transfers to Reserves			
Concert Hall Refurbishment and Maintenance	-	-	900,000
Refuse Disposal and Treatment	-	-	-
Asset Enhancement	3,000,000	3,000,000	5,000,000
Art Acquisition	60,000	60,000	60,000
Street Furniture Replacement	45,000	45,000	45,000
Heritage Incentive	400,000	400,000	400,000
Employee Entitlements	50,565	50,565	50,565
PCEC Car Park Fixed Plant Replacement	254,820	254,820	254,820
Parking Facilities Development	-	-	2,200,000
Parking Levy	13,890,256	17,005,844	15,082,238
David Jones Bridge	42,000	42,000	42,000
Enterprise and Initiative	1,667,000	1,667,000	1,833,333
Public Art	-	-	200,000
	19,409,641	**22,525,229**	**26,067,956**
Transfers From Reserves			
Concert Hall Refurbishment and Maintenance	(50,000)	(50,000)	(1,795,000)
Refuse Disposal and Treatment	(2,629,336)	(2,634,257)	(1,890,433)
Community Recreation Centres and Facilities	-	(345,304)	-
Asset Enhancement	(11,040,000)	(3,538,685)	(9,258,839)
Art Acquisition	(60,000)	(60,000)	(60,000)
Street Furniture Replacement	(291,609)	-	(270,000)
Heritage Incentive	(400,000)	(400,000)	(400,000)
Parking Facilities Development	(4,156,322)	(4,097,914)	(3,984,660)
Parking Levy	(11,053,947)	(11,053,946)	(14,053,880)
David Jones Bridge	(40,000)	(40,000)	(40,000)
	(29,721,214)	**(22,220,106)**	**(31,752,812)**
Net Transfer to/(from) Reserves	**(10,311,573)**	**305,123**	**(5,684,856)**

NOTES TO AND FORMING PART OF THE BUDGET

13. RECONCILIATION OF CLOSING BALANCES

Reconciliation of the Closing Balance of Reserves and Provisions to the Consolidated Rate Setting Statement

Reconciliation of Closing Balances	Budget 2014/15	Estimate 2014/15	Budget 2015/16
	($)	($)	($)
Total Reserves	76,744,637	89,258,763	85,600,968
Less: Non-Current Investments	(2,450,328)	(5,665,429)	-
(See Rate Setting Statement – Funds on Hand)*	**74,294,309**	**83,593,334**	**85,600,968**
Add: Leave Expense Provisions	11,660,097	11,045,453	11,475,729
Unspent Grants/Contributions	-	338,500	-
Cash backed balance of Reserves and Provisions *	**85,954,406**	**94,977,287**	**97,076,697**

* Monies held in Reserves and Unspent Funds are restricted by regulations and other external requirements.

14. RECONCILIATION OF CASH AND OPERATING SURPLUS

(a) Reconciliation of Cash as at 30 June.

Reconciliation of Cash	Budget 2014/15	Estimate 2014/15	Budget 2015/16
	($)	($)	($)
Cash at Bank and on Hand	2,229,850	5,156,321	4,109,637
Short term Investments	95,987,160	101,877,298	105,930,237
Balance 30 June	**98,217,010**	**107,033,619**	**110,039,875**

NOTES TO AND FORMING PART OF THE BUDGET

(b) Reconciliation of Net Cash provided by Operating Activities to the Operating Surplus for the year ended 30 June 2015.

Cash Flow from Operating Activities	Budget 2014/15	Estimate 2014/15	Budget 2015/16
	($)	($)	($)
Change in Net Assets Resulting from Operations	13,279,924	16,725,019	9,825,551
Adjustment for items not involving the movement of funds:			
Depreciation and Amortisation	34,536,990	30,016,799	34,211,101
Loss on Disposal of Assets	1,032,366	850,227	1,558,253
Movement in Doubtful Debt Provision	197,893	318,728	572,525
Increase in Provision for Equipment Replacement	389,820	389,820	389,820
Recurrent Government Grants reclassified	(1,857,558)	(1,333,277)	(1,760,075)
Changes in Operating Assets and Liabilities			
Decrease/(Increase) in Inventories	(116,460)	(481,514)	177,890
Decrease/(Increase) in Work in Progress	320,632	(610,939)	284,157
Decrease/(Increase) in Deposits and Prepayments	(424,086)	(1,308,372)	1,189,645
Decrease/(Increase) in Accrued Interest	(50,792)	(145,603)	(147,851)
Decrease/(Increase) in Accrued Income	(615,320)	(591,312)	201,004
Decrease/(Increase) in Trade and Other Receivables	(61,169)	(2,141,451)	1,378,243
Decrease/(Increase) in Rates Receivable	94,086	(86,257)	(40,954)
Decrease/(Increase) in Accrued Interest Payable	(39,042)	(99,783)	150,001
(Decrease)/Increase in Accrued Expenses	523,649	(896,184)	1,000,318
(Decrease)/Increase in Trade and Other Payables	2,511,770	(4,499,127)	2,788,935
(Decrease)/Increase in Provisions	370,685	(103,608)	496,370
Net Cash Flow from Operating Activities	**50,093,388**	**36,003,166**	**52,274,933**

NOTES TO AND FORMING PART OF THE BUDGET

15. INVESTMENT INCOME AND INTEREST

Investment Income and Other Interest	Budget 2014/15	Estimate 2014/15	Budget 2015/16
	($)	($)	($)
Reserves			
Concert Hall Refurbishment and Maintenance	161,499	203,277	143,522
Refuse Disposal and Treatment	59,066	183,502	51,317
Community Recreation Centres and Facilities	7,176	7,640	-
Asset Enhancement	873,237	1,384,689	775,709
Art Acquisition	8,035	11,075	7,146
Street Furniture Replacement	16,773	21,257	16,243
Heritage Incentive	32,154	48,953	28,799
Employee Entitlements Reserve	37,441	45,539	33,635
PCEC Fixed Plant Replacement	121,795	135,000	135,000
Parking Facilities Development	964,413	1,105,076	617,984
Parking Levy Reserve	-	85,841	87,230
David Jones Bridge	8,393	11,429	7,587
Bonus Plot Ratio Contribution	19,899	25,151	17,909
Enterprise and Initiatives Reserve	29,155	79,634	104,980
	2,339,036	**3,348,063**	**2,027,061**
Other Investments Income and Interest			
Municipal Funds	3,148,550	2,513,610	3,130,258
Total Investment Income	**5,487,586**	**5,861,673**	**5,157,319**

16. BORROWINGS

Principal Liability Outstanding	Budget 2014/15	Estimate 2014/15	Budget 2015/16
	($)	($)	($)
Principal liability brought forward 1 July	48,897,087	48,897,086	42,768,711
New Loan Facility	1,032,988	-	-
Reduction in Principal sum during the year	(6,128,375)	(6,128,375)	(6,441,707)
Principal liability remaining at 30 June	**43,801,698**	**42,768,711**	**36,327,004**
Interest due to Lenders during the year	2,233,511	2,233,511	1,836,750
Interest on Cathedral Square Library loan / (capitalised)	(593,493)	(705,404)	-
Interest charged to Comprehensive Income Statement	**1,640,018**	**1,528,107**	**1,836,750**

NOTES TO AND FORMING PART OF THE BUDGET

a) Prior year borrowings

The City borrowed in the 2012/13 financial year a further amount to partially fund the construction of the Perth City Library and Public Plaza project. The amount of $23,788,520 was drawn down at the start of the financial year to take advantage of the prevailing low interest rates and borrowed for a period of ten years. The unexpended balance of the loan at the 30 June 2014 was $9,882,135 (30 June 2013 $20,572,397). Borrowing costs for this loan were capitalised during the construction phase of the project in accordance with the Accounting Standard AASB123: Borrowing Costs.

Due to delays in the proposed redevelopment of the Newcastle Street Car Park, new borrowings of $1,032,988 originally budgeted to be drawn down in 2014/15 did not eventuate. The loan was intended to partially fund the preliminary stages of the Car Park development.

Interest payable on outstanding borrowings for the 2015/16 financial year will be $1,836,750 (2014/15 $2,233,511).

b) Borrowings during the budget year

The future developments of new Car parks are included in the Long Term Financial Plan and no additional borrowings are planned for the 2015/16 budget year.

NOTES TO AND FORMING PART OF THE BUDGET

17. CURRENT POSITION AT THE COMMENCEMENT OF THE BUDGET YEAR

Current Position as at 30 June	Actual 2013/14	Estimate 2014/15	Budget 2015/16
	($)	($)	($)
Current Assets			
Cash and Cash Equivalents	3,043,556	5,156,321	4,109,637
Deposits and Prepayments	1,420,810	2,729,183	1,539,537
Money Market Investments - Municipal Funds	16,867,503	18,283,964	20,329,270
Money Market Investments - Restricted Funds	86,264,409	83,593,334	85,600,968
Trade and Other Receivables	12,086,835	12,926,275	11,535,833
Work in Progress	1,025,675	1,636,614	1,352,457
Inventories	1,081,697	1,563,211	1,385,321
Total Current Assets	**121,790,485**	**125,888,902**	**125,853,023**
Current Liabilities			
Trade and Other Payables	21,171,998	15,808,207	21,833,990
Employee Benefits	10,712,176	11,045,453	11,475,729
Financial Liabilities	6,128,375	6,441,707	6,772,075
Total Current Liabilities	**38,012,549**	**33,295,367**	**40,081,794**
Net Current Assets	**83,777,936**	**92,593,535**	**85,771,229**
Deduct Restricted Cash Holdings	(86,264,409)	(83,593,334)	(85,600,968)
Deduct Restricted Capital Grants *	-	(338,500)	-
Deduct Capital Expenditure carried forward	-	(13,979,765)	-
Add Financial Liabilities	6,128,375	6,441,707	6,772,075
Adjusted Current Position	**3,641,902**	**1,123,643**	**6,942,336**

***** The City received a contribution from the Metropolitan Redevelopment Authority of $620,000 for the redevelopment of the Supreme Court Gardens and $104,500 from Main Roads Western Australia for the upgrade to St. George's Terrace (East Bound). Part of these funds amounting to $338,500 will remain unspent as at 30 June 2015, and will be carried over to be spent in 2015/16.

NOTES TO AND FORMING PART OF THE BUDGET

18. SIGNIFICANT ITEMS

(a) **Metropolitan Redevelopment Authority**

The Metropolitan Redevelopment Authority (MRA) is engaged in the construction of three major projects within the City: Elizabeth Quay, Perth City Link and Riverside. During the life of these projects the MRA will be progressively transferring some newly constructed public realm assets to the City. Details of the transfers are being developed and subject to future agreements.

Elizabeth Quay

The Elizabeth Quay development will be progressively built and create a vibrant development on 10 hectares of river-front land. The concept plans incorporate commercial, retail and cultural attractions which are set around a 2.7 hectare inlet.

As part of the MRA Place Activation Strategy it is proposed that the MRA may retain ownership of a number of public realm areas and assets for up to 10 years (November 2025). Accordingly in fulfilling its role the MRA will be responsible for activation, presentation, maintenance and public services in the precinct. MRA will sell and oversee development of nine private lots over an extended period of time.

A two-tiered funding approach to the development is being advocated as follows:

1. Current and future rate income will be levied by the City to fund ‘normal’ levels of services provided by the City;
2. MRA will explore alternative avenues of funding for any extraordinary or additional services required for the precinct as well as place management functions and associated costs.

The scope of future agreements under negotiation includes the timing of transfers and periods of asset ownership; maintenance versus servicing responsibilities and respective funding requirements; asset renewal and replacement programs; regulatory and compliance regimes and responsibilities and operational jurisdictions, such as events approvals. A very high standard of presentation is expected by the MRA within the precinct, with the possible requirement for additional funding as set out in part 2 above.

The Annual Budget for 2015/16 allows for estimated operational funding of $1.7 million, with future projections to be included in the Long Term Financial Plan 2015/16 – 2024/25. It is noted that in the absence of any detailed information from the MRA as of 21 May 2015, estimations have been undertaken by the City.

(b) **The New City of Perth**

The City of Perth has always been a proud leader in the delivery of local government best practice and previously commenced implementation of an Organisation Development Plan 2014-16. Given the fact that the proposed local government reform process did not proceed, and its long desired capital city legislation is being progressed to Parliament, the Council unanimously adopted an Organisation

Structure Review on 30 April 2015.

Organisations of all shapes and sizes, corporate and government, occasionally need to realign the way things are done when they adopt a new strategic direction, experience a major shift in business, or in the case of the City of Perth growth and the transformation of the operating context from which they need to work.

The review was completed following extensive analytical rigour with a view to shaping a new strong capital city and achieves structural alignment and improves business processes to deliver the strategic outcomes in the best way possible.

An amount of $800,000 for restructure cost is included in operating expenditure. The 2015/16 City of Perth budget has been developed in consideration with the draft Corporate Business Plan (2015 – 2019) and associated Long Term Financial, Corporate Asset Management and Workforce Plans.

It is planned for the City to continue to evolve while maintaining focus on its operations as a service within a clear strong governance framework. The review addresses skill gaps and shortages, and the need to shape capability to deliver on future objectives, implement strategy and build competitive advantage to maximise sustainable return on investment.

Enhanced capability will ensure the City remains innovative and flexible and therefore stays responsive to ongoing changes, whether from incremental growth, fast transformational change or cyclical changes to the state, national and global economies. In time the new organisation will realise great benefits as a capital city that will have a lasting impact and be appreciated by its many diverse stakeholders and citizens.

19. SUPERANNUATION

The City of Perth complies with the minimum obligations under federal law and contributes in respect of its employees to one of the following superannuation plans:

(a) W.A. Local Government Superannuation Plan (WA Super)

Accumulation Members
The City contributes in respect of certain of its employees to an accumulated benefit superannuation fund established in respect of all Local Governments in the State. In accordance with statutory requirements, the City contributes to the W.A. Local Government Superannuation Plan (WALGSP) amounts nominated by the Council. As such, assets are accumulated in the WALGSP to meet members' benefits as they accrue. The latest available audited financial report of the plan, which was not subject to any audit qualification, indicates that the assets of the plan are sufficient to meet accrued benefits.

(b) City Of Perth Superannuation Plan

Defined Benefit Members

The City contributes in respect of certain of its employees to a defined benefit superannuation fund established for the employees of the City of Perth and known as the City of Perth Superannuation Plan (CPSP). In accordance with statutory requirements, the City contributes to the plan amounts determined by the plan actuary. As such, assets are accumulated in the plan to meet members' benefits as they accrue. The latest available audited financial report of the plan, which was not subject to any audit qualification, indicates that the assets of the plan are sufficient to meet accrued benefits.

The plan has a number of different participating employers contributing to the defined benefit and pension section of the plan and as such is accounted for as a defined contribution plan.

The defined benefit section of the plan was closed to the admission of new members from 1 July 2009.

Accumulation Members

The City contributes in respect of certain of its employees to an accumulated benefit superannuation fund for the employees of the City of Perth and known as the City of Perth Superannuation Plan. In accordance with statutory requirements, the City contributes to the CPSP amounts nominated by the Council. As such, assets are accumulated in the CPSP to meet members' benefits as they accrue. The latest available audited financial report of the plan, which was not subject to any audit qualification, indicates that the assets of the plan are sufficient to meet accrued benefits.

Effective 1 July 2009 the City of Perth Superannuation Fund was subsumed into an industry fund Australian Super, operated by the trustee Australian Super Pty Ltd.

Due to changes in legislation impacting on superannuation, Australian Super has moved accumulated members into a new fund called My Super. This fund is part of Australian Super. The change was implemented for both legislative reasons and to take advantage of lower member fees.

Total Superannuation contributions to be paid by the City in the budget year amount to $6,835,640 (2014/15 estimate is $6,698,580).

NOTES TO AND FORMING PART OF THE BUDGET

20. AUSTRALIAN ACCOUNTING STANDARDS (INCLUDING THE AUSTRALIAN ACCOUNTING INTERPRETATIONS)

The City prepares its financial statements, including its budget, in accordance with Australian Accounting Standards (including Australian Accounting Interpretations). Some areas affected by these standards are reflected in the following notes.

(a) Property Plant and Equipment (AASB116)

The City at 31 December 2011 revalued its land and buildings. Investment properties are revalued annually but adjustments are not known and have not been accounted for in this budget. Certain classes of Infrastructure have been revalued in the year to 30 June 2014 and incorporated in the estimate. Other Non Current Assets are being revalued progressively to 30 June 2015 when all classes of property plant and equipment will have been revalued.

(b) Employee Benefits (AASB119)

Under this standard the City is required to recognise the net position of its defined benefit superannuation plan (the City of Perth Superannuation Plan) on its balance sheet based on an actuarial calculation. The City applied the exemption granted to funds operated for the benefit of employees of multiple employers and has not taken up these net assets onto its balance sheet.

(c) Impairment of Assets (AASB136)

Under this standard the recoverable amount of an asset is determined at the higher of net selling price and value in use. Certain of the City's operations are conducted with a partially commercial orientation and it will be necessary to test for impairment of assets on a discounted cash flow basis for each of these units. It is not anticipated that this test will result in material change to these assets.

(d) Financial Instruments: Recognition and Measurement (AASB139)

The City of Perth invests in a variety of interest bearing securities. The City does not directly enter into any derivative contracts to offset risk to the interest or foreign exchange rates. Additionally, to the best of its knowledge, there are no embedded derivatives in the funds or securities that the City holds that may impact materially on investment earnings. The policy of marking managed fund investments to market also meets the requirements of the standard.

CAPITAL EXPENDITURE STATEMENT for the year ending 30 June 2016

Capital Expenditure by Program	Budget 2014/15 ($)	Estimate 2014/15 ($)	Budget 2015/16 ($)
Governance	**162,785**	**95,000**	**130,000**
Law, Order, Public Safety	**725,268**	**469,144**	**1,213,005**
Health	**61,335**	**61,335**	**242,083**
Housing	**-**	**416,286**	**-**
Community Amenities	**7,370,894**	**5,960,383**	**7,358,352**
Recreation & Culture	**28,567,291**	**27,616,207**	**14,879,088**
Transport	**29,278,843**	**21,863,830**	**28,946,839**
Economic Services	**36,000**	**-**	**270,000**
Other Property & Services	**5,922,600**	**2,812,540**	**6,573,229**
Grand Total	**72,125,016**	**59,294,725**	**59,612,596**

Capital Expenditure by Asset Class	Budget 2014/15 ($)	Estimate 2014/15 ($)	Budget 2015/16 ($)
Land & Buildings			
Affordable Rental Housing Demonstration Project	-	446,886	-
Car Parks - Various Projects	2,345,977	209,679	100,000
Perth City Library & Public Plaza Project	24,588,501	24,220,728	5,793,110
Perth Concert Hall	-	-	3,457,500
Public Toilets	1,688,159	951,181	1,036,000
Works Depot	280,000	144,641	215,000
Other	4,169,000	1,726,750	3,548,015
Land & Buildings Total	**33,071,637**	**27,699,865**	**14,149,625**
Infrastructure Assets			
Construction of Roads, Paths & Drainage	11,308,862	8,939,307	11,186,077
Mall Enhancements	1,123,951	1,197,515	1,200,000
Parks & Reserves Upgrades	2,684,790	2,275,970	3,699,106
River Wall Construction	300,784	94,435	-
Streetscape Enhancements - Various Locations	9,490,000	5,696,102	13,313,840
Other (Including Lighting)	2,382,921	2,597,922	2,102,138
Infrastructure Assets Total	**27,291,308**	**20,801,252**	**31,501,161**
Plant & Equipment			
Christmas Decorations	250,000	76,628	423,372
Fleet, Plant & Equipment	4,043,000	3,970,200	4,425,000
Parking Equipment	2,003,740	3,058,305	3,135,680
Security Systems - CCTV	1,200,000	1,122,182	1,595,000
Other	101,603	80,247	99,636
Plant & Equipment Total	**7,598,343**	**8,307,562**	**9,678,688**
Office Furniture & Equipment			
Artwork	60,000	60,000	190,000
Computer Equipment	3,177,785	1,798,633	3,316,742
Office Furniture & Equipment	56,349	45,349	47,000
Signage	337,594	442,064	299,000
Other	350,000	140,000	320,000
Office Furniture & Equipment Total	**3,981,728**	**2,486,046**	**4,172,742**
Biological Assets			
Trees - Carbon Off-Set Program	182,000	-	110,380
Biological Assets Total	**182,000**	**-**	**110,380**
Total	**72,125,016**	**59,294,725**	**59,612,596**

Capital Expenditure 2015/16 - Funding Statement

Project Identity			Financial			Financial - Carry Forward					Financial - New Funds						Total Funding
Unit	Project Name	Project Description	Total New Funds ($)	Carry Forward ($)	Budget Amount ($)	Reserves (Cfwd) ($)	Capital grants & Contributions (Cfwd) ($)	Sale of Assets (Cfwd) ($)	General Purpose Funds (Cfwd) ($)	Total Carry Forward Funds ($)	Reserves (New) ($)	Capital grants & Contributions (New) ($)	Sale of Assets (New) ($)	Loans ($)	General Purpose Funds (New) ($)	Total New Funds ($)	Total Funding ($)
CAM	Christmas Decorations	This project will provide new/updated Christmas decorations in areas determined by Committee.	250,000		250,000					0					250,000	250,000	250,000
CAM	Christmas Decorations 14/15	To design and manufacture new Christmas decorations for Christmas 2014 in accordance with priority locations		173,372	173,372				173,372	173,372						0	173,372
CAM	Fleet & Plant Commercials Replacement Other Recreation & Sport Plant	Replace Qty 4 x Panel Vans & Qty 6 Utilities	566,000		566,000					0			153,000		413,000	566,000	566,000
CAM	Fleet & Plant Replacement - Other Community Amenities	Replace Qty 1 x Panel Van & Qty 1 x Large Sedan	105,000		105,000					0			39,500		65,500	105,000	105,000
CAM	Fleet & Plant Replacement - Other Law, Order and Public Safety	Replace Qty 1 x Extra Cab Utility	41,500		41,500					0			20,500		21,000	41,500	41,500
CAM	Fleet & Plant Replacement - Parking Facilities	Replace Qty 7 Panel Vans, Qty 1 x Large Sedan, Qty 3 x Small sedans	597,500		597,500					0			312,500		285,000	597,500	597,500
CAM	Fleet & Plant Replacement - Sanitation - Household Refuse	Replace Qty 3 x Rubbish Trucks & Qty 2 x Sweepers	1,108,000	285,000	1,393,000	235,000		50,000		285,000	386,000		134,000		588,000	1,108,000	1,393,000
CAM	Fleet & Plant Replacement - Streets, Roads Plant Replacement	Replace Qty 10 Utilities , Qty 2 Light Trucks & Qty 2 x Small Sedans	621,000	71,000	692,000			20,000	51,000	71,000			215,500		405,500	621,000	692,000
CAM	Fleet & Plant Replacement - Town Planning	Replace Qty 2 x Large Sedans & Qty 2 x Small Sedans	58,000	49,000	107,000			30,000	19,000	49,000			33,000		25,000	58,000	107,000
CAM	Fleet & Plant Replacement - Unclassified Fleet Replacement	Replace Qty 6 x Large Sedans & Qty 1 x Small Sedan	380,000		380,000					0			217,000		163,000	380,000	380,000
CAM	Fleet & Plant Replacement Building Control	6x Sedan	171,000		171,000					0			98,000		73,000	171,000	171,000
CAM	Fleet & Plant Replacement Governance	Replace Lord Mayor Caprice	52,000		52,000					0			37,000		15,000	52,000	52,000
CAM	Fleet & Plant Replacement Health	8x Sedan	221,000		221,000					0			128,000		93,000	221,000	221,000
CAM	Fleet & Plant Replacement Tourism	2x Sedan	63,000		63,000					0			35,000		28,000	63,000	63,000
CAM	Lighting New New	Enhance lighting in streets or parks where there is a demonstrated need for new or additional lighting	50,000		50,000					0					50,000	50,000	50,000
CAM	Lighting Replacement	Lighting replacements to be identified within the Lights Asset Management Plan as being at the end of their useful life.	200,000		200,000					0					200,000	200,000	200,000
CAM	Plant Replacement Program - Economic Service	Replace Qty 1 x Large Sedan		36,000	36,000				36,000	36,000						0	36,000
CAM	Replacement of Bollard Lighting	To replace the existing bollard lighting along the foreshore pathway due to rapid deterioration of the metal bollard.		250,000	250,000				250,000	250,000						0	250,000
CAM	Replacement of Lighting Plaistowe Mews	To upgrade and replace aged lighting that is becoming obsolete.		100,000	100,000				100,000	100,000						0	100,000
Contracts and Asset Management Total			**4,484,000**	**964,372**	**5,448,372**	**235,000**	**0**	**100,000**	**629,372**	**964,372**	**386,000**	**0**	**1,423,000**	**0**	**2,675,000**	**4,484,000**	**5,448,372**
CDU	2-Way Mounts Bay Road	Convert Mount's Bay Road to 2-Way		192,715	192,715	192,715				192,715						0	192,715
CDU	East End Enhancement: Hay Street (Barrack to Pier Street)	Improve the streetscape quality and prepare for reintroduction to two way traffic		500,000	500,000	500,000				500,000						0	500,000

Capital Expenditure 2015/16 - Funding Statement

Project Identity			Financial			Financial - Carry Forward					Financial - New Funds						Total Funding
Unit	Project Name	Project Description	Total New Funds ($)	Carry Forward ($)	Budget Amount ($)	Reserves (Cfwd) ($)	Capital grants & Contributions (Cfwd) ($)	Sale of Assets (Cfwd) ($)	General Purpose Funds (Cfwd) ($)	Total Carry Forward Funds ($)	Reserves (New) ($)	Capital grants & Contributions (New) ($)	Sale of Assets (New) ($)	Loans ($)	General Purpose Funds (New) ($)	Total New Funds ($)	Total Funding ($)
CDU	Harvest Terrace Cycle Infrastructure	Improve the Cycle network around the CBD by designing and implementing key North - South and East - West cycle routes as included in the approved planned Strategic Cycle Network of the Cycle Plan 2029.		100,000	100,000				100,000	100,000						0	100,000
CDU	LIGHTING St Georges Tce (Barrack - Irwin St)	Upgrade of existing lighting infrastructure to median strip and light / traffic light infstructure at intersections.	80,000		80,000					0					80,000	80,000	80,000
CDU	LIGHTING St Georges Tce (King - Milligan)	Upgrade of existing lighting infrastructure to the median strip	842,138	80,000	922,138				80,000	80,000					842,138	842,138	922,138
CDU	MOVEMENT 2-Way Barrack Street (St Georges Tce - Wellington St)	Convert Barrack Street from a 1-Way Street to a 2-Way Street.	3,845,000	1,000,000	4,845,000	1,000,000				1,000,000	3,845,000					3,845,000	4,845,000
CDU	MOVEMENT 2-Way Barrack Street Construction (St Georges Tce - Wellington St)	Convert Barrack Street from a 1-Way Street to a 2-Way Street.		120,000	120,000	120,000				120,000						0	120,000
CDU	MOVEMENT 2-Way Murray Street (Elder - Thomas)	2-way conversion of Murray Street West End in order to simplify traffic movements and to improve permeability and legibility.	1,700,000		1,700,000					0	1,700,000					1,700,000	1,700,000
CDU	MOVEMENT Beaufort Street - Pedestrian Crossing	Improve Pedestrian Crossing Provision and enhance road safety.	300,000		300,000					0					300,000	300,000	300,000
CDU	MOVEMENT Bike Plan Implementation	Improve the Cycle network around the CBD by designing and implementing key North - South and East - West cycle routes as included in the approved planned Strategic Cycle Network of the Cycle Plan 2029.	500,000	100,000	600,000	100,000				100,000					500,000	500,000	600,000
CDU	PARKS & PLACES Greening of the City, Landscape and Street Furniture	To address areas in the city that requires new landscaping including new / additional street furniture.	150,000		150,000					0					150,000	150,000	150,000
CDU	PARKS & PLACES Minor Civil Works and Accessebility Improvements	Various minor civil infrastructure upgrades focused on improving accessibility and safety of edestrians and drainage improvements.	100,000		100,000					0					100,000	100,000	100,000
CDU	PARKS & PLACES Supreme Court Gardens Upgrade	Enhance the gardens and create a high quality venue for events, an example of the paradise garden style.	2,500,000	58,000	2,558,000		58,000			58,000		2,500,000				2,500,000	2,558,000
CDU	Roe St shared path from Fitzgerald St to Thomas St Design & Construct	This project includes the design and construction of a shared path along Roe Street from Fitzgerald Street to Thomas Street, Northbridge.	2,500,000		2,500,000					0		2,500,000				2,500,000	2,500,000
CDU	STREETSCAPE CIT Precinct Plan - Museum Street	Museum Street Upgrade	2,780,000		2,780,000					0					2,780,000	2,780,000	2,780,000
CDU	STREETSCAPE Roe Street (Northbridge Link)	To deliver a street enhancement in conjunction with Perth City Link works.	50,000		50,000					0	50,000					50,000	50,000
CDU	STREETSCAPE ST Georges Tce (William to King)	Streetscape Enhancement Upgrade of St Georges Terrace between William Street and King Street.	150,000		150,000					0	150,000					150,000	150,000
CDU	Streetscape Treasury Footpath	Footpath Enhancement adjacent to Treasury Building Development - Part of the streetscape enhancement of both Barrack Street and St Georges Terrace.	1,200,000	800,000	2,000,000				800,000	800,000	875,000	245,000			80,000	1,200,000	2,000,000

Capital Expenditure 2015/16 - Funding Statement

Project Identity			Financial			Financial - Carry Forward					Financial - New Funds						Total Funding
Unit	Project Name	Project Description	Total New Funds ($)	Carry Forward ($)	Budget Amount ($)	Reserves (Cfwd) ($)	Capital grants & Contributions (Cfwd) ($)	Sale of Assets (Cfwd) ($)	General Purpose Funds (Cfwd) ($)	Total Carry Forward Funds ($)	Reserves (New) ($)	Capital grants & Contributions (New) ($)	Sale of Assets (New) ($)	Loans ($)	General Purpose Funds (New) ($)	Total New Funds ($)	Total Funding ($)
CDU	STREETSCAPE Wellington Street Stage 2b (King to William)	Continuation of Wellington Street Ugprade adjacent road south of the Perth City Link. The enhancement will ensure that it harmonise with the new development and provide better linkage between the City and Northbridge	50,000		50,000					0	50,000					50,000	50,000
CDU	Wellington Street Stage 2A	Enhancement of Wellington Street to integrate with Perth City Link		627,125	627,125	627,125				627,125						0	627,125
CDU	Wellington Street Stage 2A-Phase 2	Child account to capture construction costs for Wellinton St - Stage 2A - Phase 2 (South Side)		49,000	49,000	49,000				49,000						0	49,000
City Design Total			**16,747,138**	**3,626,840**	**20,373,978**	**2,588,840**	**58,000**	**0**	**980,000**	**3,626,840**	**6,670,000**	**5,245,000**	**0**	**0**	**4,832,138**	**16,747,138**	**20,373,978**
CEO	Lord Mayor Portrait	Commission of painting the Lord Mayor's portrait.	15,000		15,000					0					15,000	15,000	15,000
Chief Executives Office Total			**15,000**	**0**	**15,000**	**0**	**0**	**0**	**0**	**0**	**0**	**0**	**0**	**0**	**15,000**	**15,000**	**15,000**
CLS	CCTV Expansion	Funds to allow for additional fibre optic cable.	50,000		50,000					0					50,000	50,000	50,000
CLS	CCTV Network Replacements	Upgrade the CCTV equipment in the field.	680,000	200,000	880,000				200,000	200,000					680,000	680,000	880,000
CLS	CCTV New Camera Installs	Installation of new cameras for security purposes.	25,000		25,000					0					25,000	25,000	25,000
CLS	Parking Two Way Radios	Replacement of Two Way Radios	52,227		52,227					0					52,227	52,227	52,227
CLS	Ranger Two Way Radios	Replacement of Ranger Two Way Radios	16,254		16,254					0					16,254	16,254	16,254
CLS	Sound Level Meters and Sound Acquisition Systems	To ensure the City maintains current and suitable sound monitoring equipment available for use as required.	21,083		21,083					0					21,083	21,083	21,083
CLS	Surveillance Two Way Radios	Replacement of Two Way Radios	10,072		10,072					0					10,072	10,072	10,072
Compliance Services Total			**854,636**	**200,000**	**1,054,636**	**0**	**0**	**0**	**200,000**	**200,000**	**0**	**0**	**0**	**0**	**854,636**	**854,636**	**1,054,636**
CMS	2016 City of Perth Photographic Commissions	This project will commission two renown photographers to each create as a photographic essay of Perth depicting the various social, cultural and physical aspects and viewpoints of the city at the current time.	30,000		30,000					0					30,000	30,000	30,000
CMS	Art Acquisitions	The acquisition of works of art in accordance with the City's Collection Management policy.	60,000		60,000					0	60,000					60,000	60,000
CMS	Citiplace Community Centre Replacement Oven	This project will replace the oven currently utilised at Citiplace Community Centre.	17,000		17,000					0					17,000	17,000	17,000
CMS	Lighthouse	Commission two to three artists to produce new artwork through the use of the existing bands of 22000 LED lights on the façade of Council House.	20,000		20,000					0					20,000	20,000	20,000
CMS	Memorabilia and Social History Acquisitions	This program will acquire objects for inclusion in the Memorabilia and Social History Collection, in accordance with the City's Collection Management Policy	5,000		5,000					0					5,000	5,000	5,000

Capital Expenditure 2015/16 - Funding Statement

Project Identity			Financial			Financial - Carry Forward					Financial - New Funds						Total Funding
Unit	Project Name	Project Description	Total New Funds ($)	Carry Forward ($)	Budget Amount ($)	Reserves (Cfwd) ($)	Capital grants & Contributions (Cfwd) ($)	Sale of Assets (Cfwd) ($)	General Purpose Funds (Cfwd) ($)	Total Carry Forward Funds ($)	Reserves (New) ($)	Capital grants & Contributions (New) ($)	Sale of Assets (New) ($)	Loans ($)	General Purpose Funds (New) ($)	Total New Funds ($)	Total Funding ($)
CMS	Public Art New Commissions Aboriginal Public Art Project 1	Commission a new work of enduring public art from Aboriginal artist/s or an artist team led by an aboriginal artist, for a suitable site in within the City of Perth's boundaries.	20,000		20,000					0					20,000	20,000	20,000
CMS	Public Art New Commissions Landmark Public Art Project 1	Commission a new work of enduring public art from for a suitable and prominent site in within the City of Perth's boundaries.	15,000		15,000					0					15,000	15,000	15,000
CMS	Public Art New Commissions Point of Interest Public Art Project 1	Commission a new work of enduring public art from for a suitable and prominent site in within the City of Perth's boundaries.	15,000		15,000					0					15,000	15,000	15,000
CMS	Public Art New Commissions Precinct Public Art Project 1	Commission a new work of enduring public art from for a suitable site within the City of Perth's boundaries.	10,000		10,000					0					10,000	10,000	10,000
Community Services Total			**192,000**	**0**	**192,000**	**0**	**0**	**0**	**0**	**0**	**60,000**	**0**	**0**	**0**	**132,000**	**192,000**	**192,000**
CPP	Airconditioner	replace an end of lifetime airconditioning unit.	6,000		6,000					0	6,000					6,000	6,000
CPP	Carbon Offset Tree Planting Program Stage 5	Establish tree plantaion to offset adverse impact from parking business operation.	110,380		110,380					0	110,380					110,380	110,380
CPP	CCTV and Access Control Systems Servers	The project will support procurement of the CCTV Servers that are used CCTV surveillance and LPR management.	15,000		15,000					0	15,000					15,000	15,000
CPP	CCTV and Access Control Systems Storage System	The project will fund virtualization / storage capability for the CCTV data.	75,000		75,000					0	75,000					75,000	75,000
CPP	CCTV Equipment incl installation	Replacement of CCTV items including IP Equipment	550,000		550,000					0	550,000					550,000	550,000
CPP	CO2 Monitoring	replace CO monitoring systems and supporting ventilation systems	280,000		280,000					0	280,000					280,000	280,000
CPP	CPP Entry Statements	Upgarde and replace aging car park entry statements	64,000		64,000					0	64,000					64,000	64,000
CPP	CPP Murals 15/16	Signage Murals around car parks that will work as a way finding tool for customers (e.g. location of stairs, lifts, payment stations, maximum speed etc.)	50,000		50,000					0	50,000					50,000	50,000
CPP	Security upgrade for parking equipment to Level 1 and 2	Upgrade the current payment machines in CPP to comply with Europay Mastercard and Visa standards.		130,647	130,647	130,647				130,647						0	130,647
CPP	Entry / Exit Island and Barrier Replacement	Citiplace entry and Exit Island and Barrier Replacement	65,000		65,000					0	65,000					65,000	65,000
CPP	LED VMS Signs Upgarde &/or replacement of signage	To upgrade LED/VMS signs in car parks including cabling and installation	160,000		160,000					0	160,000					160,000	160,000
CPP	Lift Upgrade / Refurbishment	Lifts upgrade works.	250,000		250,000					0	250,000					250,000	250,000
CPP	Lighting installation	Install lighting in car parks.	132,000		132,000					0	132,000					132,000	132,000
CPP	Lighting upgrade	Replace old light fittings with energy saving equipment.	300,000		300,000					0	300,000					300,000	300,000
CPP	Media Communication	Enhance capabilites of communication on Mobille application & Internet for CPP customers.		88,013	88,013	88,013				88,013						0	88,013

Capital Expenditure 2015/16 - Funding Statement

Project Identity			Financial			Financial - Carry Forward					Financial - New Funds						Total Funding
Unit	Project Name	Project Description	Total New Funds ($)	Carry Forward ($)	Budget Amount ($)	Reserves (Cfwd) ($)	Capital grants & Contributions (Cfwd) ($)	Sale of Assets (Cfwd) ($)	General Purpose Funds (Cfwd) ($)	Total Carry Forward Funds ($)	Reserves (New) ($)	Capital grants & Contributions (New) ($)	Sale of Assets (New) ($)	Loans ($)	General Purpose Funds (New) ($)	Total New Funds ($)	Total Funding ($)
CPP	Media Communication Upgrade of Internet, Intranet and Mobile App	The project will upgrade the Internet and Intranet capabilities of the CPP website and integrate Information with CPP Mobile APP.	65,000		65,000					0	65,000					65,000	65,000
CPP	Parking equipment and systems Automate open air car parks	Automation of open air car parks utilising LPR (licence plate recognition) technology with boomgates , cameras and magnetic loops , all being linked to PEMS (parking enterprise management system)	200,000		200,000					0					200,000	200,000	200,000
CPP	Parking Equipment and Systems Automatic Car Park Floors Shutdown Equipment	The project will provide technology update and infrastructure to manage the opening hours as per the demand of the car parks.	25,000		25,000					0	25,000					25,000	25,000
CPP	Parking Equipment and Systems Boom Gates	The project will procure new boom gates for assets that have reached end of life.	90,000		90,000					0	90,000					90,000	90,000
CPP	Parking Equipment and Systems Coin Counting Systems	The project will procure new Coin counting machines as current equipment has reached end of life.	15,000		15,000					0	15,000					15,000	15,000
CPP	Parking Equipment and Systems CPAMS (Stock Job management system)	The project will fund upgrade of CPAMS System with additional value adds that have been identified as part of development.	53,000		53,000					0	53,000					53,000	53,000
CPP	Parking Equipment and Systems Digital Locking Mechanisms	The project will procure the digital lock mechanisms for Parking machines that add additional security and minimise business risk	120,000		120,000					0	120,000					120,000	120,000
CPP	Parking Equipment and Systems Event Ticket Management Systems (Expanding scope of CPAMS)	The project will introduce new technology for printing of Event management tickets and related audit process.	40,000		40,000					0	40,000					40,000	40,000
CPP	Parking Equipment and Systems Fibre Installation - Internal Car Park	The project will fund installation of internal Fibre and data within the car parks that will substantiate the data requirements for Intercom, CCTV, WIFI with the identified Car Parks.	200,000		200,000					0	200,000					200,000	200,000
CPP	Parking Equipment and Systems Off Street Machines	The project will procure the Parking work stations as per asset management lifecycle.	200,000		200,000					0	200,000					200,000	200,000
CPP	Parking Equipment and Systems Off Street Parking Servers & Workstations	The project will procure upgrade and replacement for Parking servers used for Parking management in the car parks.	70,000		70,000					0	70,000					70,000	70,000
CPP	Parking Equipment and Systems Off Street Parking System APM & CPM Internal Hardware	The project will upgrade of Parking equipment with note dispensing units for change.	111,000		111,000					0	111,000					111,000	111,000
CPP	Parking Equipment and Systems On Street Parking Meters	The project will procure Parking meters	100,000		100,000					0	100,000					100,000	100,000
CPP	Parking Equipment and Systems On Street Real Time Information for Acrod Parking	The project will provide real time information about Acrord Parking bays available On-street.	65,000		65,000					0	65,000					65,000	65,000
CPP	Parking Equipment and Systems OSH & Visitor Access Management Systems Trial	The project will support the future OSH requirements and visitor management to the car parks.	90,000		90,000					0	90,000					90,000	90,000

Capital Expenditure 2015/16 - Funding Statement

Project Identity			Financial			Financial - Carry Forward					Financial - New Funds						Total Funding
Unit	Project Name	Project Description	Total New Funds ($)	Carry Forward ($)	Budget Amount ($)	Reserves (Cfwd) ($)	Capital grants & Contributions (Cfwd) ($)	Sale of Assets (Cfwd) ($)	General Purpose Funds (Cfwd) ($)	Total Carry Forward Funds ($)	Reserves (New) ($)	Capital grants & Contributions (New) ($)	Sale of Assets (New) ($)	Loans ($)	General Purpose Funds (New) ($)	Total New Funds ($)	Total Funding ($)
CPP	Parking Equipment and Systems Parking Card Management System (Expanding Online reservation Systems)	The project will upgrade the capabilities of Parking Card Management with PCI Compliance and auto online top up functionality	119,500		119,500					0	119,100				400	119,500	119,500
CPP	Parking Equipment and Systems Vandalised Equipment	The project will fund contingency budget for the replacement of vandalised equipment.	55,000		55,000					0	55,000					55,000	55,000
CPP	Parking Meters	Installation of Parking meters in area's identified for Parking management as per Parking Policy 22.9 including installation and signage		65,520	65,520	65,520				65,520						0	65,520
CPP	Resurfacing & Other works at carparks	Partially improve Royal St car park surfacing.	125,000		125,000					0	125,000					125,000	125,000
CPP	Signage Portable VMS Signage including Trailor	VMS signs installed on the back of the trailer to be used for event parking	25,000		25,000					0	25,000					25,000	25,000
CPP	Wheel Stop Replacement	Replace old (hollow type) wheel stops (mostly damaged) with soild rubber wheel stops at Convention Centre car park	75,000		75,000					0	75,000					75,000	75,000
City of Perth Parking Total			**3,900,880**	**284,180**	**4,185,060**	**284,180**	**0**	**0**	**0**	**284,180**	**3,700,480**	**0**	**0**	**0**	**200,400**	**3,900,880**	**4,185,060**
FIN	Project Management Gateways Accountability System Stage 3	Deliver a full automated project portfolio management system for management of projects from inception to benefits realisation. One option to evaluate is functionality provided by Finance One Modules		63,000	63,000				63,000	63,000						0	63,000
Financial Services Total			**0**	**63,000**	**63,000**	**0**	**0**	**0**	**63,000**	**63,000**	**0**	**0**	**0**	**0**	**0**	**0**	**63,000**
GOV	Slitter & Creasing Machine Print Room Production	Slitter & Creasing Machine for Print Room. This will allow for the finishing of various stock (ie Business Cards, Marketing / Promotion Flyers)	30,000		30,000					0					30,000	30,000	30,000
Governance Total			**30,000**	**0**	**30,000**	**0**	**0**	**0**	**0**	**0**	**0**	**0**	**0**	**0**	**30,000**	**30,000**	**30,000**
IS	Alfresco RM or TRIM 8 - Evaluation of appropriate RK system	Compare functionality and RK compliance of RM module in Alfresco with HP 8 (TRIM) to ascertain most appropriate product	300,000		300,000					0					300,000	300,000	300,000
IS	Backup or archiving refresh or replacement	Updates backup environment		50,000	50,000				50,000	50,000						0	50,000
IS	Business recovery site	Investigate and implement a suitable option for business recovery.	200,000		200,000					0					200,000	200,000	200,000
IS	Desktop refresh & replacement	Purchase of additional monitors/pcs outside major replacement on four yearly cycle.	50,000		50,000					0					50,000	50,000	50,000
IS	Fibre Optic Network	Expansion of optic network including remediation activities	100,000		100,000					0					100,000	100,000	100,000
IS	HR "On Boarding" Project	Streamline and automate processes to facilitate the "On Boarding" of new employees to the city	60,000		60,000					0					60,000	60,000	60,000
IS	HR Time Attendance and Scheduling System Identification and Recommendation	To identify an appropriate system as per business requirements	250,000		250,000					0					250,000	250,000	250,000

Capital Expenditure 2015/16 - Funding Statement

Project Identity			Financial			Financial - Carry Forward					Financial - New Funds						Total Funding
Unit	Project Name	Project Description	Total New Funds ($)	Carry Forward ($)	Budget Amount ($)	Reserves (Cfwd) ($)	Capital grants & Contributions (Cfwd) ($)	Sale of Assets (Cfwd) ($)	General Purpose Funds (Cfwd) ($)	Total Carry Forward Funds ($)	Reserves (New) ($)	Capital grants & Contributions (New) ($)	Sale of Assets (New) ($)	Loans ($)	General Purpose Funds (New) ($)	Total New Funds ($)	Total Funding ($)
IS	PCI-DSS Security review and update	Security updates - edit TRIM records	360,000		360,000					0					360,000	360,000	360,000
IS	Public WIFI Network	Expansion of Public WIFI Network	150,000		150,000					0					150,000	150,000	150,000
IS	Records scanning equipment	Replace A3 scanners in Record Services	19,000		19,000					0					19,000	19,000	19,000
IS	Security refresh & replacement	Upgrade security appliances/environment - may replace or add depending on assessment when project commences.	100,000		100,000					0					100,000	100,000	100,000
IS	Server refresh or replacement	Refesh of Servers on 4 year programme	50,000	160,000	210,000				160,000	160,000					50,000	50,000	210,000
IS	Storage refresh or replacement	Storage growth and refresh of disk arrays	100,000	500,000	600,000				500,000	500,000					100,000	100,000	600,000
IS	System monitoring and reporting	Implement a new system monitoring and reporting environment		200,000	200,000				200,000	200,000						0	200,000
IS	Tablets & PDA & Mobile	Provide for purchase of testing devices	20,000		20,000					0					20,000	20,000	20,000
IS	Works & Services Depot Workshop Work Order Implementation	Provide improvements and efficiencies to business processes at the depot Workshop potentially including the implementation of new systems and/or the development of existing systems.	150,000		150,000					0					150,000	150,000	150,000
Information Services Total			**1,909,000**	**910,000**	**2,819,000**	**0**	**0**	**0**	**910,000**	**910,000**	**0**	**0**	**0**	**0**	**1,909,000**	**1,909,000**	**2,819,000**
LIB	Library - additional server storage for History Centre digital records	This project will increase the storage capacity for the digitised History Centre records.	77,000		77,000					0					77,000	77,000	77,000
LIB	Library Management System software Upgrade	The outcome of this project is have a state of the art hosted Library Management System, replacing the Library's obsolete Library Management System.	110,000		110,000					0					110,000	110,000	110,000
LIB	Library Website Upgrade	Improve the online promotion of the new library and the services, events and programs available.	110,000		110,000					0					110,000	110,000	110,000
Library Services Total			**297,000**	**0**	**297,000**	**0**	**0**	**0**	**0**	**0**	**0**	**0**	**0**	**0**	**297,000**	**297,000**	**297,000**
PLS	Citywide Street Tree Grates, Fences and Surrounds	Purchase and installation of non-slip tree grates to new and existing tree locations throughout the City.	20,000		20,000					0					20,000	20,000	20,000
PLS	Claisebrook - Install controller, switchboard and conduiting	To install an irrigation controller, switchboard and conduiting to be able to undertake the Claisebrook Irrigation Upgrade Project	80,000		80,000					0					80,000	80,000	80,000
PLS	Council House Water Feature Refurbishment	Refurbish the water feature structure	100,000	34,986	134,986				34,986	34,986					100,000	100,000	134,986
PLS	MYO Park - Paving at rest area	To pave the rest area to reduce maintenance	35,000		35,000					0					35,000	35,000	35,000
PLS	Narrows Interchange - Irrigation Pumping System Intake	Upgrade aging infrastructure to decrease maintenance requirements		65,000	65,000				65,000	65,000						0	65,000
PLS	New Park Furniture - City Wide	Installation of new park furniture through park areas	25,000		25,000					0					25,000	25,000	25,000
PLS	Ozone Water Treatment Plant - Irrigation Mainline	Replace 500mm mainline from Water Treatment Plant	500,000	1,120	501,120				1,120	1,120					500,000	500,000	501,120

Capital Expenditure 2015/16 - Funding Statement

Project Identity			Financial			Financial - Carry Forward					Financial - New Funds						Total Funding
Unit	Project Name	Project Description	Total New Funds ($)	Carry Forward ($)	Budget Amount ($)	Reserves (Cfwd) ($)	Capital grants & Contributions (Cfwd) ($)	Sale of Assets (Cfwd) ($)	General Purpose Funds (Cfwd) ($)	Total Carry Forward Funds ($)	Reserves (New) ($)	Capital grants & Contributions (New) ($)	Sale of Assets (New) ($)	Loans ($)	General Purpose Funds (New) ($)	Total New Funds ($)	Total Funding ($)
PLS	Queens Gardens - Replace perimeter fencing	Replacing the permieter fencing surrounding Queens Gardens	20,000		20,000					0					20,000	20,000	20,000
PLS	Totterdell Park - Upgrade park furniture	Replacing aged infrastructure at Totterdell Park	60,000		60,000					0					60,000	60,000	60,000
PLS	Victoria Gardens - Resurfacing footpath	Replace the existing footpath	200,000		200,000					0					200,000	200,000	200,000
Parks and Landscaping Services Total			**1,040,000**	**101,106**	**1,141,106**	**0**	**0**	**0**	**101,106**	**101,106**	**0**	**0**	**0**	**0**	**1,040,000**	**1,040,000**	**1,141,106**
PPM	Car Park Resurfacing - Citiwatch Surveillance Centre	Resurface the staff car park		137,952	137,952				137,952	137,952						0	137,952
PPM	Citiplace Rest Centre - Toilet & Shower Refurbishment	Upgrade the toilet and shower facilities at the Citiplace Rest Centre	30,000		30,000					0					30,000	30,000	30,000
PPM	Concert Hall Perth Concert Hall - Fire Audit Works	Upgrade fire services within the building	200,000		200,000					0	100,000	60,000			40,000	200,000	200,000
PPM	Concert Hall Perth Concert Hall- Electrical Works	Upgrade electrical services to the building	707,500		707,500					0	420,000	212,250			75,250	707,500	707,500
PPM	Concert Hall Perth Concert Hall- Hydraulics Works	Upgrade the hydraulic services within the building	1,000,000		1,000,000					0	500,000	300,000			200,000	1,000,000	1,000,000
PPM	Concert Hall Perth Concert Hall- Mechanical Services works	Upgrade mechanical services to the building.	1,550,000		1,550,000					0	775,000	465,000			310,000	1,550,000	1,550,000
PPM	Council House - LG Changeroom Lockers	Provide new changeroom lockers	25,000		25,000					0					25,000	25,000	25,000
PPM	Fire Equipment Upgrades - Various Locations	An audit prepared by a Fire Contractor has identified that our fire equipment, in various properties, is not up to standard and requires replacement	30,000	450,000	480,000				450,000	450,000					30,000	30,000	480,000
PPM	Forrest Place - Refurbishment of Pedestrian Walkways	Provide contribution to works undertaken by ISPT to refurbish the upper pedestrian walkways surrounding Forrest Chase	700,000		700,000					0					700,000	700,000	700,000
PPM	Forrest Place - Replace Lift & Escalators	Replace lift and escalators at Forrest Place	40,000		40,000					0					40,000	40,000	40,000
PPM	Ground Floor External Foyer Upgrade, Council House	Replace the grass at the rear of Council House (sth east corner) with an artificial product, then modify and repair the drainage		50,000	50,000				50,000	50,000						0	50,000
PPM	Install Two APT's Northbridge	Installation of Automatic Public Toilets to meet community need.		500,000	500,000				500,000	500,000						0	500,000
PPM	Langley Park - Toilet & Changeroom Refurbishment	Upgrade the toilet and changeroom facilities at Langley Park	80,000		80,000					0					80,000	80,000	80,000
PPM	LED Lighting - Forrest Place Loading Dock	Replace existing lighting at Forrest Place loading dock		90,000	90,000				90,000	90,000						0	90,000
PPM	Lift Upgrade - Perth Town Hall	Replace the lift at the Perth Town Hall.	180,000	40,834	220,834				40,834	40,834					180,000	180,000	220,834
PPM	New Diesel Fire Pump - Council House	Replace electrical fire pump with a diesel fire pump		67,000	67,000				67,000	67,000						0	67,000
PPM	New Emergency Generator - Council House	replace the existing emergency generator at council house		150,000	150,000				150,000	150,000						0	150,000

Capital Expenditure 2015/16 - Funding Statement

Project Identity			Financial			Financial - Carry Forward					Financial - New Funds						Total Funding
Unit	Project Name	Project Description	Total New Funds ($)	Carry Forward ($)	Budget Amount ($)	Reserves (Cfwd) ($)	Capital grants & Contributions (Cfwd) ($)	Sale of Assets (Cfwd) ($)	General Purpose Funds (Cfwd) ($)	Total Carry Forward Funds ($)	Reserves (New) ($)	Capital grants & Contributions (New) ($)	Sale of Assets (New) ($)	Loans ($)	General Purpose Funds (New) ($)	Total New Funds ($)	Total Funding ($)
PPM	New Outdoor LED Screen, Northbridge Piazza	The media screen at the Northbridge Piazza is approximately 5 years old and requires replacement.		50,000	50,000				50,000	50,000						0	50,000
PPM	Office Reconfigurations, Council House	Several units within Council House require minor modifications to office areas for increased staff numbers.		200,000	200,000				200,000	200,000						0	200,000
PPM	Perth City Library	Construction of a building to house the City of Perth library	2,000,000	3,643,110	5,643,110				3,643,110	3,643,110					2,000,000	2,000,000	5,643,110
PPM	Perth Town Hall Perth Town Hall - Concierge Desk	Supply and install a custom Concierge desk to meet the requirements of the Perth Town Hall	20,000		20,000					0					20,000	20,000	20,000
PPM	Perth Town Hall Perth Town Hall - New Bin Store	Provide a secure store area for the rubbish bins at the Perth Town Hall	25,000		25,000					0					25,000	25,000	25,000
PPM	Pier St Car Park Roof Refurbishment & Drainage Improvements	Repair rusted roof and install drain covers to the Pier Street Car Park	30,000		30,000					0					30,000	30,000	30,000
PPM	Public Plaza Project	Construct a public plaza between the new library building and the heritage buildings in the Cathedral and Treasury Precinct		150,000	150,000				150,000	150,000						0	150,000
PPM	Replace Air Conditioning, City Station Concourse	The air conditioning units for the city properties and tenants on the City Station Concourse are frequently breaking down. It is proposed to replace the equipment with more efficient systems.	100,000		100,000					0					100,000	100,000	100,000
PPM	Replace Hand Basins - Citiplace Rest Centre	Replace hand basins, taps, splashback and benches		80,000	80,000				80,000	80,000						0	80,000
PPM	Resurface Hardstand area - Depot	The surface of the car park area (truck bays) within the Works Depot is uneven and proving to be a trip hazard.		50,000	50,000				50,000	50,000						0	50,000
PPM	Retaining Wall & Drainage Upgrade, Wellington St CP	Replace the existing retaining wall as it is leaning and requires rectification or replacement. Upgrade the drainage to the car park to resolve any flooding issues during periods of heavy rain.		100,000	100,000				100,000	100,000						0	100,000
PPM	Spray booth refurbishment - Depot	The existing painting spray booth located at the Depot is 27 years old, outdated and requires replacement.		120,000	120,000				120,000	120,000						0	120,000
PPM	Supreme Court Gardens Toilet Refurbishment	Remove asbestos and upgrade the finishes and fixtures to the facilities	250,000	176,000	426,000		176,000			176,000					250,000	250,000	426,000
PPM	Switchboard Upgrade, Citiplace Car Park	The Citiplace car park main switchboard and distribution boards require upgrading to current standards		100,000	100,000				100,000	100,000						0	100,000
PPM	Upgrade Air Conditioners - Various locations	Replace air conditioning units at various sites that are at the end of their life cycle and require replacement.	15,000	30,225	45,225				30,225	30,225					15,000	15,000	45,225
PPM	Upgrade Driveway & Associated Drainage, Council House	Water is penetrating Council House basement causing flooding. It is proposed to improve the driveway drainage and replace the waterproof membrane underneath the driveway along Council House wall.		287,004	287,004				287,004	287,004						0	287,004
PPM	Upgrade Lift Equipment & Controls - Council House	Upgrade Lift and equipment controls Council House	1,400,000		1,400,000					0					1,400,000	1,400,000	1,400,000
PPM	Works Depot Bin Store Roof	Provide a roof for the bin store	45,000		45,000					0					45,000	45,000	45,000
Property Management Services Total			**8,427,500**	**6,472,125**	**14,899,625**	**0**	**176,000**	**0**	**6,296,125**	**6,472,125**	**1,795,000**	**1,037,250**	**0**	**0**	**5,595,250**	**8,427,500**	**14,899,625**

Capital Expenditure 2015/16 - Funding Statement

Project Identity			Financial			Financial - Carry Forward					Financial - New Funds						Total Funding
Unit	Project Name	Project Description	Total New Funds ($)	Carry Forward ($)	Budget Amount ($)	Reserves (Cfwd) ($)	Capital grants & Contributions (Cfwd) ($)	Sale of Assets (Cfwd) ($)	General Purpose Funds (Cfwd) ($)	Total Carry Forward Funds ($)	Reserves (New) ($)	Capital grants & Contributions (New) ($)	Sale of Assets (New) ($)	Loans ($)	General Purpose Funds (New) ($)	Total New Funds ($)	Total Funding ($)
WKS	Drainage 2014-15 Kings Park Avenue	Laying of storm water pipes and associated structures		50,000	50,000				50,000	50,000						0	50,000
WKS	Drainage 2014-15 Mercantile Lane	The existing 225mm diameter pipes are in poor condition and under capacity creating a bottle neck effect on the drainage system.		390,000	390,000				390,000	390,000						0	390,000
WKS	Drainage Minor Stormwater Extensions	This project is intended for the rectification of any emergency works related to storm water.	300,000		300,000					0					300,000	300,000	300,000
WKS	Drainage Museum Street	Upgrade existing system	250,000		250,000					0					250,000	250,000	250,000
WKS	Drainage Nelson Crescent	Rehabilitate existing, damaged stormwater drainage system	250,000		250,000					0					250,000	250,000	250,000
WKS	Drainage Pitcovers and Manholes	Replace of damaged pit lids and surrounds; adjustment of pit heights as required	70,000		70,000					0					70,000	70,000	70,000
WKS	Drainage Thomas Street	Reline the existing, damaged stormwater drainage system	500,000		500,000					0					500,000	500,000	500,000
WKS	Footpath 2014-15 Barrack Street Lift & Relay East Side	Replace/ renew/ upgrade existing footpaths, crossovers and shared paths.		125,400	125,400				125,400	125,400						0	125,400
WKS	Footpath 2014-15 Hill Street Both Sides	Replace/ renew/ upgrade existing footpaths, crossovers and shared paths.		159,381	159,381				159,381	159,381						0	159,381
WKS	Footpath 2014-15 Hill Street East Side	Replace/ renew/ upgrade existing footpaths, crossovers and shared paths.		116,035	116,035				116,035	116,035						0	116,035
WKS	Footpath Replacement Program Adelaide Terrrace	Replacement of footpaths identified through condition, age, inspections and aesthetics in accordance with the relevant asset management plan	513,272		513,272					0					513,272	513,272	513,272
WKS	Footpath Replacement Program Barrack Street	Replacement of footpaths identified through condition, age, inspections and aesthetics in accordance with the relevant asset management plan	815,505		815,505					0					815,505	815,505	815,505
WKS	Footpath Replacement Program Bennett Street	Replacement of footpaths identified through condition, age, inspections and aesthetics in accordance with the relevant asset management plan	119,245		119,245					0					119,245	119,245	119,245
WKS	Footpath Replacement Program DUP Replacement Program	Replacement of footpaths identified through condition, age, inspections and aesthetics in accordance with the relevant asset management plan	65,000		65,000					0					65,000	65,000	65,000
WKS	Footpath Replacement Program Hill Street Adelaide Tce to Terrace Rd - Both Sides	Replacement of footpaths identified through condition, age, inspections and aesthetics in accordance with the relevant asset management plan	210,144		210,144					0					210,144	210,144	210,144
WKS	Footpath Replacement Program Hill Street Hay St to Adelaide Tce - West Side	Replacement of footpaths identified through condition, age, inspections and aesthetics in accordance with the relevant asset management plan	93,998		93,998					0					93,998	93,998	93,998
WKS	Footpath Replacement Program Kensington Street	Replacement of footpaths identified through condition, age, inspections and aesthetics in accordance with the relevant asset management plan	180,279		180,279					0					180,279	180,279	180,279
WKS	Footpath Replacement Program Kerbing Replacement Program	Replacement of kerbs identified through condition, age, inspections and aesthetics in accordance with the relevant asset management plan	330,000		330,000					0					330,000	330,000	330,000
WKS	Footpath Replacement Program Market Street	Replacement of footpaths identified through condition, age, inspections and aesthetics in accordance with the relevant asset management plan	133,788		133,788					0					133,788	133,788	133,788

Capital Expenditure 2015/16 - Funding Statement

Project Identity			Financial			Financial - Carry Forward					Financial - New Funds						Total Funding
Unit	Project Name	Project Description	Total New Funds ($)	Carry Forward ($)	Budget Amount ($)	Reserves (Cfwd) ($)	Capital grants & Contributions (Cfwd) ($)	Sale of Assets (Cfwd) ($)	General Purpose Funds (Cfwd) ($)	Total Carry Forward Funds ($)	Reserves (New) ($)	Capital grants & Contributions (New) ($)	Sale of Assets (New) ($)	Loans ($)	General Purpose Funds (New) ($)	Total New Funds ($)	Total Funding ($)
WKS	Footpath Replacement Program Median and Island Replacement Program	Replacement of medians and islands identified through condition, age, inspections and aesthetics in accordance with the relevant asset management plan	200,000		200,000					0					200,000	200,000	200,000
WKS	Footpath Replacement Program Mill Street	Replacement of footpaths identified through condition, age, inspections and aesthetics in accordance with the relevant asset management plan	247,954		247,954					0					247,954	247,954	247,954
WKS	Footpath Replacement Program Milligan Street	Replacement of footpaths identified through condition, age, inspections and aesthetics in accordance with the relevant asset management plan	125,441		125,441					0					125,441	125,441	125,441
WKS	Footpath Replacement Program Post Construction and Crossover Replacement Program	Replacement of footpaths identified through condition, age, inspections and aesthetics in accordance with the relevant asset management plan	250,000		250,000					0					250,000	250,000	250,000
WKS	Footpath Replacement Program Sutherland Street	Replacement of footpaths identified through condition, age, inspections and aesthetics in accordance with the relevant asset management plan	113,110		113,110					0					113,110	113,110	113,110
WKS	Footpath Replacement Program Victoria Avenue	Replacement of footpaths identified through condition, age, inspections and aesthetics in accordance with the relevant asset management plan	773,532		773,532					0					773,532	773,532	773,532
WKS	Footpath Replacement Program Wellington Street	Replacement of footpaths identified through condition, age, inspections and aesthetics in accordance with the relevant asset management plan	373,074		373,074					0					373,074	373,074	373,074
WKS	Litter Bin Enclosures	Purchase and install new design bin enclosures to increase capacity, provide public place recycling, decrease service requirements and ensure minimal sreet litter		270,000	270,000	270,000				270,000						0	270,000
WKS	Other 2014-15 Mobile Hardware - Depot	Supply the City's Works Depot and Supervisores withsuitable mobile hardware for OSH, asset management and other relevant functions		47,742	47,742				47,742	47,742						0	47,742
WKS	Road Rehabilitation 2014-15 St Georges Terrace (EB)	Implementation of rolling five / ten year road rehabilitation programme.		199,584	199,584		104,500		95,084	199,584						0	199,584
WKS	Road Rehabilitation 2015-16 Adeliade Terrace (WB)	Implementation of rolling five / ten year road rehabilitation program.	79,750		79,750					0					79,750	79,750	79,750
WKS	Road Rehabilitation 2015-16 Barrack Street	Implementation of rolling five / ten year road rehabilitation program.	73,150		73,150					0		56,019			17,131	73,150	73,150
WKS	Road Rehabilitation 2015-16 City Farmer's Place	Implementation of rolling five / ten year road rehabilitation program.	87,505		87,505					0					87,505	87,505	87,505
WKS	Road Rehabilitation 2015-16 Lime Street	Implementation of rolling five / ten year road rehabilitation program.	68,365		68,365					0					68,365	68,365	68,365
WKS	Road Rehabilitation 2015-16 Lord Street	Implementation of rolling five / ten year road rehabilitation program.	101,585		101,585					0		59,529			42,056	101,585	101,585
WKS	Road Rehabilitation 2015-16 Malcom Street (EB)	Implementation of rolling five / ten year road rehabilitation program.	111,760		111,760					0					111,760	111,760	111,760
WKS	Road Rehabilitation 2015-16 Malcom Street (WB)	Implementation of rolling five / ten year road rehabilitation program.	136,675		136,675					0					136,675	136,675	136,675
WKS	Road Rehabilitation 2015-16 Market Street	Implementation of rolling five / ten year road rehabilitation program.	75,295		75,295					0					75,295	75,295	75,295
WKS	Road Rehabilitation 2015-16 Mercantile Lane	Implementation of rolling five / ten year road rehabilitation program.	55,000		55,000					0					55,000	55,000	55,000
WKS	Road Rehabilitation 2015-16 Newcastle Street (WB)	Implementation of rolling five / ten year road rehabilitation program.	86,240		86,240					0		49,758			36,482	86,240	86,240

Capital Expenditure 2015/16 - Funding Statement

Project Identity			Financial			Financial - Carry Forward					Financial - New Funds						Total Funding
Unit	Project Name	Project Description	Total New Funds ($)	Carry Forward ($)	Budget Amount ($)	Reserves (Cfwd) ($)	Capital grants & Contributions (Cfwd) ($)	Sale of Assets (Cfwd) ($)	General Purpose Funds (Cfwd) ($)	Total Carry Forward Funds ($)	Reserves (New) ($)	Capital grants & Contributions (New) ($)	Sale of Assets (New) ($)	Loans ($)	General Purpose Funds (New) ($)	Total New Funds ($)	Total Funding ($)
WKS	Road Rehabilitation 2015-16 Right of Ways	Implementation of rolling five / ten year road rehabilitation program.	25,000		25,000					0					25,000	25,000	25,000
WKS	Road Rehabilitation 2015-16 Royal Street	Implementation of rolling five / ten year road rehabilitation program.	79,805		79,805					0		35,826			43,979	79,805	79,805
WKS	Road Rehabilitation 2015-16 Thomas Street & Hay Street (SB)	Implementation of rolling five / ten year road rehabilitation program.	41,250		41,250					0		26,779			14,471	41,250	41,250
WKS	Road Rehabilitation 2015-16 Thomas Street (SB)	Implementation of rolling five / ten year road rehabilitation program.	470,910		470,910					0		330,398			140,512	470,910	470,910
WKS	Road Rehabilitation 2015-16 Wellington Street (EB)	Implementation of rolling five / ten year road rehabilitation program.	89,045		89,045					0		51,387			37,658	89,045	89,045
WKS	Stormwater Drainage Investigate and Design 2016/18	Provide for the full investigation of drainage assets identified as requiring inspection or design detail and making provsion for the design of new systems for the following 2 financial years.	150,000		150,000					0					150,000	150,000	150,000
WKS	WKS Other - Lubricant Management System	Investigate, source and install bulk lubricant management system	50,000		50,000					0					50,000	50,000	50,000
WKS	WKS Other 15/16 - Stores Management Systems	Investigate, source and implement suitable software for barcoding and full online requisitioning of Stores items by internal units	40,000		40,000					0					40,000	40,000	40,000
Works and Services Total			**7,735,677**	**1,358,142**	**9,093,819**	**270,000**	**104,500**	**0**	**983,642**	**1,358,142**	**0**	**609,696**	**0**	**0**	**7,125,981**	**7,735,677**	**9,093,819**
Grand Total			**45,632,831**	**13,979,765**	**59,612,596**	**3,378,020**	**338,500**	**100,000**	**10,163,245**	**13,979,765**	**12,611,480**	**6,891,946**	**1,423,000**	**0**	**24,706,405**	**45,632,831**	**59,612,596**

Statement of Capital Expenditure Brought Forward

Unit	Project Name	Project Description	Carry Forward ($)
CAM	Christmas Decorations 14/15	To design and manufacture new Christmas decorations for Christmas 2014 in accordance with priority locations.	173,372
CAM	Fleet & Plant Replacement - Sanitation - Household Refuse	Replace Qty 3 x Rubbish Trucks & Qty 2 x Sweepers	285,000
CAM	Fleet & Plant Replacement - Streets, Roads Plant Replacement	Replace Qty 10 Utilities , Qty 2 Light Trucks & Qty 2 x Small Sedans	71,000
CAM	Fleet & Plant Replacement - Town Planning	Replace Qty 2 x Large Sedans & Qty 2 x Small Sedans	49,000
CAM	Plant Replacement Program - Economic Service	Replace Qty 1 x Large Sedan	36,000
CAM	Replacement of Bollard Lighting	To replace the existing bollard lighting along the foreshore pathway due to rapid deterioration of the metal bollard.	250,000
CAM	Replacement of Lighting Plaistowe Mews	To upgrade and replace aged lighting that is becoming obsolete.	100,000
CDU	2-Way Mounts Bay Road	Convert Mount's Bay Road to 2-Way	192,715
CDU	East End Enhancement: Hay Street (Barrack to Pier Street)	Improve the streetscape quality and prepare for reintroduction of two way traffic	500,000
CDU	Harvest Terrace Cycle Infrastructure	Improve the Cycle network around the CBD by designing and implementing key North - South and East - West cycle routes as included in the approved planned Strategic Cycle Network of the Cycle Plan 2029.	100,000
CDU	LIGHTING St Georges Tce (King - Milligan)	Upgrade of existing lighting infrastructure to the median strip	80,000
CDU	MOVEMENT 2-Way Barrack Street (St Georges Tce - Wellington St)	Convert Barrack Street from a 1-Way Street to a 2-Way Street.	1,000,000
CDU	MOVEMENT 2-Way Barrack Street Construction (St Georges Tce - Wellington St)	Convert Barrack Street from a 1-Way Street to a 2-Way Street.	120,000
CDU	MOVEMENT Bike Plan Implementation	Improve the Cycle network around the CBD by designing and implementing key North - South and East - West cycle routes as included in the approved planned Strategic Cycle Network of the Cycle Plan 2029.	100,000
CDU	PARKS & PLACES Supreme Court Gardens Upgrade	Enhance the gardens and create a high quality venue for events, an example of the paradise garden style.	58,000
CDU	Streetscape Treasury Footpath	Footpath Enhancement adjacent to Treasury Building Development - Part of the streetscape enhancement of both Barrack Street and St Georges Terrace.	800,000
CDU	Wellington Street Stage 2A	Enhancement of Wellington Street to integrate with Perth City Link	627,125
CDU	Wellington Street Stage 2A-Phase 2	Child account to capture construction costs for Wellinton St - Stage 2A - Phase 2 (South Side)	49,000
CLS	CCTV Network Replacements	Upgrade the CCTV equipment in the field.	200,000
CPP	Security upgrade for parking equipment to Level 1 and 2	Upgrade the current payment machines in CPP to comply with EMV standards.	130,647
CPP	Media Communication	Enhance capabilites of communication on Mobille application & Internet for CPP customers.	88,013
CPP	Parking Meters	Installation of Parking meters in area's identified for Parking management as per Parking Policy 22.9 including installation and signage	65,520
FIN	Project Management Gateways Accountability System Stage 3	Deliver a full automated project portfolio management system for management of projects from inception to benefits realisation. One option to evaluate is functionality provided by Finance One Modules	63,000

Statement of Capital Expenditure Brought Forward

Unit	Project Name	Project Description	Carry Forward ($)
IS	Backup or archiving refresh or replacement	Updates backup environment	50,000
IS	Server refresh or replacement	Refesh of Servers on 4 year programme	160,000
IS	Storage refresh or replacement	Storage growth and refresh of disk arrays	500,000
IS	System monitoring and reporting	Implement a new system monitoring and reporting environment	200,000
PLS	Council House Water Feature Refurbishment	Refurbish the water feature structure	34,986
PLS	Narrows Interchange - Irrigation Pumping System Intake Upgrade	Upgrade aging infrastructure to decrease maintenance requirements	65,000
PLS	Ozone Water Treatment Plant - Irrigation Mainline Replacement	Replace 500mm mainline from Water Treatment Plant	1,120
PPM	Car Park Resurfacing - Citiwatch Surveillance Centre	Resurface the staff car park	137,952
PPM	Fire Equipment Upgrades - Various Locations	An audit prepared by a Fire Contractor has identified that our fire equipment, in various properties, is not up to standard and requires replacement	450,000
PPM	Ground Floor External Foyer Upgrade, Council House	Replace the grass at the rear of Council House (sth east corner) with an artificial product, then modify and repair the drainage	50,000
PPM	Install Two APT's Northbridge	Installation of Automatic Public Toilets to meet community need.	500,000
PPM	LED Lighting - Forrest Place Loading Dock	Replace existing lighting at Forrest Place loading dock	90,000
PPM	Lift Upgrade - Perth Town Hall	Replace the lift at the Perth Town Hall.	40,834
PPM	New Diesel Fire Pump - Council House	Replace electrical fire pump with a diesel fire pump	67,000
PPM	New Emergency Generator - Council House	replace the existing emergency generator at council house	150,000
PPM	New Outdoor LED Screen, Northbridge Piazza	The media screen at the Northbridge Piazza is approximately 5 years old and requires replacement.	50,000
PPM	Office Reconfigurations, Council House	Several units within Council House require minor modifications to office areas for increased staff numbers.	200,000
PPM	Perth City Library	Construction of a building to house the City of Perth library	3,643,110
PPM	Public Plaza Project	Construct a public plaza between the new library building and the heritage buildings in the Cathedral and Treasury Precinct	150,000
PPM	Replace Hand Basins - Citiplace Rest Centre	Replace hand basins, taps, splashback and benches	80,000
PPM	Resurface Hardstand area - Depot	The surface of the car park area (truck bays) within the Works Depot is uneven and proving to be a trip hazard.	50,000
PPM	Retaining Wall & Drainage Upgrade, Wellington St Car Park	Replace the existing retaining wall as it is leaning and requires rectification or replacement. Upgrade the drainage to the car park to resolve any flooding issues during periods of heavy rain.	100,000
PPM	Spray booth refurbishment - Depot	The existing painting spray booth located at the Depot is 27 years old, outdated and requires replacement.	120,000
PPM	Supreme Court Gardens Toilet Refurbishment	Remove asbestos and upgrade the finishes and fixtures to the facilities	176,000
PPM	Switchboard Upgrade, Citiplace Car Park	The Citiplace car park main switchboard and distribution boards require upgrading to current standards	100,000
PPM	Upgrade Air Conditioners - Various locations	Replace air conditioning units at various sites that are at the end of their life cycle and require replacement.	30,225

Statement of Capital Expenditure Brought Forward

Unit	Project Name	Project Description	Carry Forward ($)
PPM	Upgrade Driveway & Associated Drainage, Council House	Water is penetrating Council House basement causing flooding. It is proposed to improve the driveway drainage and replace the waterproof membrane underneath the driveway along Council House wall.	287,004
WKS	Drainage 2014-15 Kings Park Avenue	Laying of storm water pipes and associated structures	50,000
WKS	Drainage 2014-15 Mercantile Lane	The existing 225mm diameter pipes are in poor condition and under capacity creating a bottle neck effect on the drainage system.	390,000
WKS	Footpath 2014-15 Barrack Street Lift & Relay East Side	Replace/ renew/ upgrade existing footpaths, crossovers and shared paths.	125,400
WKS	Footpath 2014-15 Hill Street Both Sides	Replace/ renew/ upgrade existing footpaths, crossovers and shared paths.	159,381
WKS	Footpath 2014-15 Hill Street East Side	Replace/ renew/ upgrade existing footpaths, crossovers and shared paths.	116,035
WKS	Litter Bin Enclosures	Purchase and install new design bin enclosures to increase capacity, provide public place recycling, decrease service requirements and ensure minimal street litter	270,000
WKS	Other 2014-15 Mobile Hardware - Depot	Supply the City's Works Depot and Supervisores with suitable mobile hardware for OSH, asset management and other relevant functions	47,742
WKS	Road Rehabilitation 2014-15 St Georges Terrace (EB)	Implementation of rolling five / ten year road rehabilitation programme.	199,584
Total Amount Brought Forward			**13,979,765**

Statement of Capital Expenditure Funded from Reserves

Unit	Project Name	Project Description	Reserves (Cfwd) ($)	Reserves (New) ($)	Budget Amount ($)
CAM	Fleet & Plant Replacement - Sanitation - Household Refuse	Replace Qty 3 x Rubbish Trucks & Qty 2 x Sweepers	235,000	386,000	621,000
CDU	2-Way Mounts Bay Road	Convert Mount's Bay Road to 2-Way	192,715		192,715
CDU	East End Enhancement: Hay Street (Barrack to Pier Street)	Improve the streetscape quality and prepare for reintroduction to two way traffic	500,000		500,000
CDU	MOVEMENT 2-Way Barrack Street (St Georges Tce - Wellington St)	Convert Barrack Street from a 1-Way Street to a 2-Way Street.	1,000,000	3,845,000	4,845,000
CDU	MOVEMENT 2-Way Barrack Street Construction (St Georges Tce - Wellington St)	Convert Barrack Street from a 1-Way Street to a 2-Way Street.	120,000		120,000
CDU	MOVEMENT 2-Way Murray Street (Elder - Thomas)	2-way conversion of Murray Street West End in order to simplify traffic movements and to improve permeability and legibility.		1,700,000	1,700,000
CDU	MOVEMENT Bike Plan Implementation	Improve the Cycle network around the CBD by designing and implementing key North - South and East - West cycle routes as included in the approved planned Strategic Cycle Network of the Cycle Plan 2029.	100,000		100,000
CDU	STREETSCAPE Roe Street (Northbridge Link)	To deliver a street enhancement in conjunction with Perth City Link works and Light Rail introduction.		50,000	50,000
CDU	STREETSCAPE ST Georges Tce (William to King)	Streetscape Enhancement Upgrade of St Georges Terrace between William Street and King Street.		150,000	150,000
CDU	Streetscape Treasury Footpath	Footpath Enhancement adjacent to Treasury Building Development - Part of the streetscape enhancement of both Barrack Street and St Georges Terrace.		875,000	875,000
CDU	STREETSCAPE Wellington Street Stage 2b (King to William)	Continuation of Wellington Street Ugprade adjacent road south of the Perth City Link. The enhancement will ensure that it harmonise with the new development and provide better linkage between the City and Northbridge		50,000	50,000
CDU	Wellington Street Stage 2A	Enhancement of Wellington Street to integrate with Perth City Link	627,125		627,125
CDU	Wellington Street Stage 2A-Phase 2	Child account to capture construction costs for Wellinton St - Stage 2A - Phase 2 (South Side)	49,000		49,000
CMS	Art Acquisitions	The acquisition of works of art in accordance with the City's Collection Management policy.		60,000	60,000
CPP	Airconditioner	replace an end of lifetime airconditioning unit.		6,000	6,000
CPP	Carbon Offset Tree Planting Program Stage 5 *	Establish tree plantation to offset adverse impact from parking business operation.		110,380	110,380
CPP	CCTV and Access Control Systems Servers	The project will support procurement of the CCTV Servers that are used CCTV surveillance and LPR management.		15,000	15,000
CPP	CCTV and Access Control Systems Storage System	The project will fund virtualization / storage capability for the CCTV data.		75,000	75,000
CPP	CCTV Equipment incl installation	Replacement of CCTV items including IP Equipment		550,000	550,000
CPP	CO2 Monitoring	replace CO monitoring systems and supporting ventilation systems		280,000	280,000
CPP	CPP Entry Statements	Upgrade and replace aging car park entry statements		64,000	64,000
CPP	CPP Murals 15/16	Signage Murals around car parks that will work as a way finding tool for customers (e.g. location of stairs, lifts, payment stations, maximum speed etc.)		50,000	50,000
CPP	Security upgrade for parking equipment to Level 1 and 2	Upgrade the current payment machines in CPP to comply with EMV standards.	130,647		130,647
CPP	Entry / Exit Island and Barrier Replacement	Citiplace Entry and Exit Island and Barrier Replacement		65,000	65,000
CPP	LED VMS Signs Upgarde &/or replacement of signage	To upgrade LED/VMS signs in car parks including cabling and installation		160,000	160,000
CPP	Lift Upgrade / Refurbishment	Lifts upgrade works.		250,000	250,000
CPP	Lighting installation	Install lighting in car parks.		132,000	132,000

Statement of Capital Expenditure Funded from Reserves

Unit	Project Name	Project Description	Reserves (Cfwd) ($)	Reserves (New) ($)	Budget Amount ($)
CPP	Lighting upgrade	Replace old light fittings with energy saving equipment.		300,000	300,000
CPP	Media Communication	Enhance capabilites of communication on Mobille application & Internet for CPP customers.	88,013		88,013
CPP	Media Communication Upgrade of Internet, Intranet and Mobile App	The project will upgrade the Internet and Intranet capabilities of the CPP website and integrate Information with CPP Mobile APP.		65,000	65,000
CPP	Parking Equipment and Systems Automatic Car Park Floors Shutdown Equipment	The project will provide technology update and infrastructure to manage the opening hours as per the demand of the car parks.		25,000	25,000
CPP	Parking Equipment and Systems Boom Gates	The project will procure new boom gates for assets that have reached end of life.		90,000	90,000
CPP	Parking Equipment and Systems Coin Counting Systems	The project will procure new coin counting machines as current equipment has reached end of life.		15,000	15,000
CPP	Parking Equipment and Systems CPAMS (Stock Job management system)	The project will fund upgrade of CPAMS System with additional value adds that have been identified as part of development.		53,000	53,000
CPP	Parking Equipment and Systems Digital Locking Mechanisms	The project will procure the digital lock mechanisms for parking machines that add additional security and minimise business risk		120,000	120,000
CPP	Parking Equipment and Systems Event Ticket Management Systems (Expanding scope of CPAMS)	The project will introduce new technology for printing of event management tickets and related audit process.		40,000	40,000
CPP	Parking Equipment and Systems Fibre Installation - Internal Car Park	The project will fund installation of internal Fibre and data within the car parks that will substantiate the data requirements for Intercom, CCTV, WIFI with the identified Car Parks.		200,000	200,000
CPP	Parking Equipment and Systems Off Street Machines	The project will procure the parking work stations as per asset management lifecycle.		200,000	200,000
CPP	Parking Equipment and Systems Off Street Parking Servers & Workstations	The project will procure upgrade and replacement for parking servers used for parking management in the car parks.		70,000	70,000
CPP	Parking Equipment and Systems Off Street Parking System APM & CPM Internal Hardware	The project will upgrade parking equipment with note dispensing units for change.		111,000	111,000
CPP	Parking Equipment and Systems On Street Parking Meters	The project will procure parking meters		100,000	100,000
CPP	Parking Equipment and Systems On Street Real Time Information for Acrod Parking	The project will provide real time information about Acrod parking bays available On-street.		65,000	65,000
CPP	Parking Equipment and Systems OSH & Visitor Access Management Systems Trial	The project will support the future OSH requirements and visitor management to the car parks.		90,000	90,000
CPP	Parking Equipment and Systems Parking Card Management System (Expanding Online reservation Systems)	The project will upgrade the capabilities of Parking Card Management with PCI Compliance and auto online top up functionality		119,100	119,100
CPP	Parking Equipment and Systems Vandalised Equipment	The project will fund contingency budget for the replacement of vandalised equipment.		55,000	55,000
CPP	Parking Meters	Installation of parking meters in area's identified for parking management as per Parking Policy 22.9 including installation and signage	65,520		65,520
CPP	Resurfacing & Other works at carparks	Improve partially of Royal St car park surfacing.		125,000	125,000
CPP	Portable VMS Signage including Trailor	VMS signs installed on the back of the trailer to be used for event parking		25,000	25,000

Statement of Capital Expenditure Funded from Reserves

Unit	Project Name	Project Description	Reserves (Cfwd) ($)	Reserves (New) ($)	Budget Amount ($)
CPP	Wheel Stop Replacement	Replace old (hollow type) wheel stops (mostly damaged) with soild rubber wheel stops at Convention Centre car park		75,000	75,000
PPM	Perth Concert Hall - Fire Audit Works	Upgrade fire services within the building		100,000	100,000
PPM	Perth Concert Hall- Electrical Works	Upgrade electrical services to the building		420,000	420,000
PPM	Perth Concert Hall- Hydraulics Works	Upgrade the hydraulic services within the building		500,000	500,000
PPM	Perth Concert Hall- Mechanical Services works	Upgrade mechanical services to the building.		775,000	775,000
WKS	Litter Bin Enclosures	Purchase and install new design bin enclosures to increase capacity, provide public place recycling, decrease service requirements and ensure minimal street litter	270,000		270,000
Total Amount Funded from Reserves			**3,378,020**	**12,611,480**	**15,989,500**

2015/16 Fleet & Plant & Equipment Program

Fleet Number	Make	Model	Purchase Price	Disposal Proceeds	Replacement Cost
Community Amenities					
Other Community Amenities					
EP003	Electric Elevating Platform - Town Hall		20,000	8,000	12,000
PV163	VW	VAN	40,000	20,000	20,000
PV164	VW	VAN	40,000	20,000	20,000
PV165	VW	VAN	40,000	20,000	20,000
PV166	VW	VAN	41,500	20,500	21,000
PV167	VW	VAN	41,500	20,500	21,000
PV239	TOYOTA	VAN	60,000	24,500	35,500
SS548	COROLLA	SEDAN	25,000	15,000	10,000
Sanitation - Household Refuse					
LT347	7-8 tonne (7,200lt Water Tanker)		185,000	48,000	137,000
RS155	Green Machine 636		187,000	26,000	161,000
RS158	Green Machine 636		136,000		
RS356	Rosmech Mistral / Hino		350,000	60,000	290,000
RT162	Small - 13m³ / Organic Waste		250,000	25,000	225,000
Town Planning and Regional Development					
SS536	CAMRY	SEDAN	33,000	18,000	15,000
SS540	COROLLA	SEDAN	25,000	15,000	10,000
Economic Services					
Building Control					
LS720	VW	GOLF WAGON	38,000	20,000	18,000
SS533	CAMRY	SEDAN	33,000	18,000	15,000
SS546	COROLLA	SEDAN	25,000	15,000	10,000
SS551	COROLLA	SEDAN	25,000	15,000	10,000
SS552	COROLLA	SEDAN	25,000	15,000	10,000
Tourism and Area Promotion					
LS715	HYUNDAI	I-40	38,000	20,000	18,000
SS549	COROLLA	SEDAN	25,000	15,000	10,000
Governance					
Governance -General					
LS718	HOLDEN	CAPRICE	52,000	37,000	15,000
Health					
Preventive Services					
LS726	RENAULT	KOLEOS	38,000	20,000	18,000
SS532	FORD	HATCH	33,000	18,000	15,000
SS537	COROLLA	SEDAN	25,000	15,000	10,000
SS538	COROLLA	SEDAN	25,000	15,000	10,000
SS539	COROLLA	HATCH	25,000	15,000	10,000
SS543	COROLLA	SEDAN	25,000	15,000	10,000
SS544	COROLLA	SEDAN	25,000	15,000	10,000
SS545	COROLLA	HATCH	25,000	15,000	10,000
SS550	COROLLA	SEDAN	25,000	15,000	10,000
Other Property & Services					
Administration					
LS716	SUBARU	TRIBECA	50,000	30,500	19,500
LS719	FORD	FALCON G6E	38,000	20,000	18,000
LS721	AUDI	Q3	50,000	30,500	19,500
LS723	PEUGEOT	4008	38,000	20,000	18,000
LS724	HOLDEN	COMMODORE	38,000	20,000	18,000
SS521	COROLLA	SEDAN	25,000	15,000	10,000
SS534	CAMRY	SEDAN	33,000	18,000	15,000
SS547	COROLLA	SEDAN	33,000	18,000	15,000
SS554	COROLLA	SEDAN	25,000	15,000	10,000
SS555	COROLLA	SEDAN	25,000	15,000	10,000
SS556	COROLLA	SEDAN	25,000	15,000	10,000
Recreation & Culture					
Other Culture					
GM304	Toro Reelmaster triplex		56,000	12,500	43,500
GM305	Toro Reelmaster triplex		56,000	12,500	43,500
LS717	TOYOTA	RAV4	38,000	20,000	18,000
LT042	1 tonne Fuel Truck		100,000	22,000	78,000
N/A	N/A		40,000	4,000	36,000
RM203	Large Front deck mower		123,000	11,000	112,000
UC198	MITSUBISHI	DUAL CAB	41,500	20,500	21,000
UC205	MITSUBISHI	DUAL CAB	41,500	20,500	21,000
UT041	PROTON	UTE	25,000	12,000	13,000
UV014	Kubota RTV		27,000	7,000	20,000
UV015	John Deere Gator 6 wheel		29,000	7,500	21,500
UV016	Kubota RTV		29,000	7,500	21,500
Transport					
Other Transport					
LT253	6 tonne w/Truck Crane		179,000	37,000	142,000
Misc	Plate compactors etc		32,500	1,500	31,000
Parking Facilities					
PV238	VW	GRAFFITI VAN	47,500	23,000	24,500
SS535	HYUNDAI	HATCH	25,000	15,000	10,000
SS542	HOLDEN	SEDAN	25,000	15,000	10,000
SS553	COROLLA	SEDAN	25,000	15,000	10,000
SS558	COROLLA	SEDAN	25,000	15,000	10,000

SS559	COROLLA	SEDAN	25,000	15,000	10,000
SS560	COROLLA	SEDAN	25,000	15,000	10,000
SS561	COROLLA	SEDAN	25,000	15,000	10,000
SS562	COROLLA	SEDAN	25,000	15,000	10,000
SS563	COROLLA	SEDAN	25,000	15,000	10,000
SS573	HYUNDAI	SEDAN	20,000	12,000	8,000
TU130	TOYOTA	TRAY TOP UTE	41,500	20,500	21,000
TU131	TOYOTA	TRAY TOP UTE	41,500	20,500	21,000
UC201	MITSUBISHI	DUAL CAB	41,500	20,500	21,000
UC329	TOYOTA	EXT CAB	41,500	20,500	21,000
UT046	HOLDEN	UTE	41,500	20,500	21,000
Streets, Roads, Bridges, Depots					
LS722	HYUNDAI	i-40	38,000	20,000	18,000
LS725	PEUGEOT	508GT	50,000	30,500	19,500
PV180	VW	VAN	37,000	20,000	17,000
PV237	VW	GRAFFITI VAN	47,500	23,000	24,500
SS541	COROLLA	SEDAN	25,000	15,000	10,000
UC199	TOYOTA	EXT CAB	41,500	20,500	21,000
UC207	TOYOTA	EXT CAB	41,500	20,500	21,000
Grand Total			3,959,000	1,473,000	2,350,000

Drainage, Footpaths, Road Rehabilitation Programs

Program	Budget 2015/16
Drainage	
Investigate And Design 2016/17	150,000
Kings Park Avenue	50,000
Mercantile Lane	390,000
Minor Stormwater Extensions	300,000
Museum Street	250,000
Nelson Crescent - Plain St To Hale St - Include Plain St Intersection	250,000
Pitcovers And Manholes	70,000
Thomas Street - Richardson St To Kings Park Rd	500,000
Drainage Total	**1,960,000**
Footpaths	
Adelaide Terrace - Both - Bennett St To Hill St	513,272
Barrack Street - Both - Wellington St To St Georges Tce	815,505
Barrck Street - East - St Georges Tce To Riverside Dr Lift And Relay	125,400
Bennett Street - East - Hay St To Adelaide Tce	119,245
Dup Replacement Program - Hackett Drive	65,000
Hill Street - Both - Adelaide Terrace To Terrace Road	210,044
Hill Street - Both - Royal St to Wittenoom St	159,381
Hill Street - East - Hay St to Adelaide Tce	116,035
Hill Street - West - Hay St To Adelaide Tce	93,998
Kensington Street - South - Victory Tce To East Pde	180,279
Kerbing Replacement Program	330,000
Market Street - South - Freeway To Sutherland St	133,788
Median And Island Replacement Program - Various Locations	200,000
Mill Street - Both - St Georges Tce To Mounts Bay Road	247,954
Milligan Street - East - Hay St To St Georges Tce	125,441
Post Construction And Crossover Replacement Program	250,000
Sutherland Street - Both - Railway Rd To Freeway	113,110
Victoria Avenue - Both - Riverside Dr To Victoria Sq	773,532
Wellington Street - Both - Pier St To Barrack St	373,074
Footpaths Total	**4,945,058**
Roads	
Adeliade Terrace (W/B) - Burt Way To Hill St	79,750
Barrack Street - Murray St To Wellington St	73,150
City Farmer'S Place - Lime St To Cul-De-Sac	87,505
Lime Street - Royal St To City'S Farmer'S Pl	68,365
Lord Street - Godrich St To Wellington St	101,585
Malcom Street (E/B) - Kings Park Rd To East Of Harvest Tce	111,760
Malcom Street (W/B) - East Of Harvest Tce To Kings Park Rd	136,675
Market Street - Freeway Off-Ramp To Freeway On-Ramp	75,295
Mercantile Lane - St Georges Tce To Mounts Bay Rd	55,000
Newcastle Street (W/B) - Palmerston St To Fitzgerald St	86,240
Right Of Ways (Row) Lumpsum - Various	25,000
Royal Street - Fielder St To Brook St	79,805
St Georges Terrace (E/B) - William St To Mill St	199,584
Thomas Street (S/B) - Heytesbury Aveneue To Saw Avenue Including Intersection	470,910
Thomas Street / Hay Street - Intersection	41,250
Wellington Street (E/B) - Lord St To Hill St	89,045
Roads Total	**1,780,919**
Grand Total	**8,685,977**

CITY OF PERTH

MUNICIPAL FEES AND CHARGES FOR THE FINANCIAL YEAR 2015/16

DESCRIPTION		Statutory Fee	2014/15 Fees and Charges (inclusive of GST where applicable)	2015/16		
				Fees and Charges (net of GST)	GST (if applicable)	Fees and Charges (inclusive of GST)
APPROVALS SERVICES						
SPECIFIC DOCUMENT SEARCH						
One Document			100.00	100.00		100.00
Each additional document			15.50	15.50		15.50
ARCHIVE SEARCH FEES						
Retrieval required within 24 hours	Includes research and collection of plans		300.00	300.00		300.00
Retrieval required within 7 days			90.00	92.00		92.00
PHOTOCOPYING & PLAN COPYING (costs according to plan size)						
AO, A1 & A2						
One copy			15.00	15.00		15.00
Two to five copies	per copy		11.00	11.00		11.00
Six or more copies (copied externally-applicant pays direct to external party)						
A3	per copy		1.35	1.40		1.40
A4			0.75	0.80		0.80
DIGITAL COPIES OF DEVELOPMENT / BUILDING APPLICATIONS						
Applications with cost of works less than $100,000	maximum charge		60.00	62.00		62.00
A4	per page		1.15	1.20		1.20
A3	per page		1.65	1.70		1.70
AA, A1, A2 and A0 plans	per sheet		6.00	6.20		6.20
Electronic copying of plans and associated documents	per CD		6.00	6.20		6.20
BUILDING PERMIT APPLICATIONS - Building Regulations 2012		S				
Building Permit Application		S				
Minimum Fee (Section 16)		S	90.00	92.00		92.00
Class 1 & 10 - Uncertified (Section 16)	0.32% of estimated value (incl GST) of the proposed building work as determined by the permit authority but not less than $92	S	Based on construction cost	Based on construction cost		Based on construction cost
Class 1 & 10 - Certified (Section 16)	0.19% of estimated value (incl GST) of the proposed building work as determined by the permit authority but not less than $92	S	Based on construction cost	Based on construction cost		Based on construction cost
Class 2 to 9 - Certified (Section 16)	0.09% of estimated value (incl GST) of the proposed building work as determined by the permit authority but not less than $92	S	Based on construction cost	Based on construction cost		Based on construction cost
Unauthorised Building Work						
Building Approval Certificate for Unauthorised Class 1 & 10 - Certified (Section 51)	0.38% of the estimated current value (incl GST) of the unauthorised building work as determined by the permit authority, but not less than $92	S	Based on gross construction cost incl GST	Based on gross construction cost incl GST		Based on gross construction cost incl GST
Application for Occupancy Permit for Unauthorised Class 2 to 9 Buildings - Certified (Section 51)	0.18% of the estimated current value (incl GST) of the unauthorised building work as determined by the permit authority, but not less than $92	S	Based on gross construction cost incl GST	Based on gross construction cost incl GST		Based on gross construction cost incl GST
Approval/Occupancy Certificates & Permits		S				
Building Approval Certificate (certified) for:						
Authorised Class 1 and 10 Buildings (Section 52)		S	90.00	92.00		92.00
		S	90.00	92.00		92.00
Application for Occupancy Permit for Class 2 to 9 Buildings - Completed Building (Section 46)		S	90.00	92.00		92.00
Application for Temporary Occupation Permit for Incomplete Building (Section 47)		S	90.00	92.00		92.00
Application for Modification of Occupancy Permit for Additional Use of Building on a Temporary Basis (Section 48)		S	90.00	92.00		92.00
Application for Replacement Occupancy Permit for Permanent Change of Building Use, Classification (Section 49)		S	90.00	92.00		92.00
Strata Title Application						
Application for Occupancy Permit for Registration of Strata Scheme, Plan of Re-Subdivision-Class 2 to 9 Buildings (Section 50)	$102 or $10.25 per strata lot, whichever is greater	S	10.00	10.25		10.25
Minimum Fee		S	100.00	102.00		102.00
DEMOLITION APPLICATION						
Class 1 & 10 (Section 16)		S	90.00	92.00		92.00
Class 2 to 9 (Section 16)	For each storey	S	90.00	92.00		92.00
Application to extend the time during which a building or demolition permit has effect (Section 32)		S	90.00	92.00		92.00
Application to extend the time during which an occupancy permit or a building approval certificate has effect (Section 65)		S	90.00	92.00		92.00
Building And Construction Industry Training Fund Levy (the City is a collection agent for BCITF)						
Levy (% of construction value)	Determined by BCITF	S	0.20%	0.20%		0.20%
Collection agent charge		S	9.08	8.25		8.25

DESCRIPTION		Statutory Fee	2014/15 Fees and Charges (inclusive of GST where applicable)	2015/16		
				Fees and Charges (net of GST)	GST (if applicable)	Fees and Charges (inclusive of GST)
Building Services Levy						
Fee (collection agency only)	If the value of building or demolition work is not more than $45,000	S	40.50	61.65		61.65
Fee (collection agency only)	If the value of building or demolition work is greater than $45,000 - 0.137% of the value of the building or demolition work	S	Based on gross construction cost incl GST	Based on gross construction cost incl GST		Based on gross construction cost incl GST
Collection agent charge		S	5.50	5.00		5.00
Other Applications						
Application as defined in regulation 31 (for each building standard in respect of which a declaration is sought)		S	2,000.00	2,000.00		2,000.00
AMENDMENT TO BUILDING APPLICATION- (Building Permit Fee for the Appropriate Class Based on increase						
Fee	0.09% of construction cost (incl GST)	S	0.09%	0.09%		0.09%
Minimum Fee		S	90.00	92.00		92.00
RE-ISSUE OF A BUILDING PERMIT WITH NEW DETAILS (name or value change) - includes document & plan preparation						
Prior to Work Commencing						
Minimum Fee			90.00	92.00		92.00
Fee per hour (during normal officer hours)			125.00	122.73	12.27	135.00
Fee per hour (outside normal officer hours)			185.00	172.73	17.27	190.00
After Work Commenced						
Minimum Fee			180.00	167.27	16.73	184.00
Fee per hour (during normal officer hours)			125.00	122.73	12.27	135.00
Fee per hour (outside normal officer hours)			185.00	172.73	17.27	190.00
REQUESTS FOR BUILDING CONSULTANCY/INSPECTIONS						
Fee per hour (during normal office hours)			137.50	122.73	12.27	135.00
Fee per hour (outside normal office hours)			203.50	172.73	17.27	190.00
HOARDING/GANTRY/SCAFFOLDING APPLICATION						
Fee	per square metre, per month		1.00	1.00		1.00
Minimum Fee			90.00	92.00		92.00
Application Fee			90.00	92.00		92.00
SIGN APPLICATION						
Per Sign			65.00	70.00		70.00
SMOKE ALARMS						
Approval of battery powered smoke alarms	Building Regulations 1989	S	170.00	170.00		170.00
PUBLIC BUILDINGS (INCLUDES TEMPORARY PUBLIC BUILDINGS)						
Applies to Marquee, tents and the likes accommodating more than 50 persons and temporary change of use of the existing building public purpose						
Application to construct, alter or extend.						
Application Fee		S	90.00	92.00		92.00
BUILDING CERTIFICATION						
Certificate of Design Compliance	From 0 to $19,999	S	308.00	287.73	28.77	316.50
	$20,000 to $59 999	S	418.00	390.45	39.05	429.50
	$60,000 to $99,999	S	528.00	493.18	49.32	542.50
	$100,000 and above	S	$480 plus 0.1% o estimated value of works ($1 in every $1000).	$493.18 plus 0.1% o estimated value of works ($1 in every $1000).	add gst	$493.18 plus 0.1% o estimated value of works ($1 in every $1000).
Inspection service for Certificate of Construction Compliance, Building Compliance or miscellaneous inspections						
Minimum Fee			264.00	246.36	24.64	271.00
Additional or aborted inspections			120/hour + GST	122.73	GST is applicable	120/hour + GST
When inspection period exceeds 2 hours, additional time			120/hour + GST	122.73	GST is applicable	120/hour + GST
For applicant requests for inspections out of normal working hours			120/hour + GST	122.73	GST is applicable	120/hour + GST
Review of fire engineered alternative solutions						
Minimum Fee			264.00	246.36	24.64	271.00
When assessment period expected to exceed 2 hours additional time			120/hour + GST	122.73	GST is applicable	120/hour + GST
Referral to other authorities - Heritage Council, FESA etc.						
Minimum Fee			132.00	123.64	12.36	136.00
Where negotiations with other authorities exceed 1 hour			120/hour + GST	122.73	GST is applicable	120/hour + GST
Unauthorised structures		S	Double the fee stated above. (This is consistent with the current legislated fee structure)	Double the fee stated above. (This is consistent with the current legislated fee structure)		Double the fee stated above. (This is consistent with the current legislated fee structure)
The City will have the discretion to vary these fees by up to 70%. This will accommodate the more straight forward, simpler applications and those of a repetitive nature but in particular the very large inner city developments.						
ALFRESCO/DINING LICENCE APPLICATIONS						
Application Fee	payment must accompany licence		125.00	130.00		130.00
Note: Any alfresco operation that is associated with a restaurant that has 50 seats or more within the restaurant premises will be given a 30% reduction in the above mentioned fees						

DESCRIPTION		Statutory Fee	2014/15 Fees and Charges (inclusive of GST where applicable)	2015/16		
				Fees and Charges (net of GST)	GST (if applicable)	Fees and Charges (inclusive of GST)
QUEUE CONTROLLING FEES						
Annual Fee			Area of use x days per week x 11.00 + GST	Area of use x days per week x 11.00		Area of use x days per week x 11.00
WORK BONDS						
All Building Development Applications, Hoarding, Scaffolding, Gantry, Demolition and Road Obstruction Applications.			individually assessed	individually assessed		individually assessed
DEVELOPMENT/PLANNING FEES						
Determination of development application (other than for an extractive industry) where the estimated cost of the development is -						
Up to the value of $50,000	Planning and Development	S	147.00	147.00		147.00
$50,001 - $500,000	Amendment Regulations 2013		0.00	0.32%		0.32%
$500,001 - $2,500,000		S	1,700 plus 0.257% for every $1 over 500000	1,700 plus 0.257% for every $1 over 500000		1,700 plus 0.257% for every $1 over 500000
$2,500,001 - $5,000,000		S	7,161 plus 0.206% for every $1 over $2.5m	7,161 plus 0.206% for every $1 over $2.5m		7,161 plus 0.206% for every $1 over $2.5m
$5,000,001 - $21,500,000		S	12,633 plus 0.123% for every $1 over $5.0m	12,633 plus 0.123% for every $1 over $5.0m		12,633 plus 0.123% for every $1 over $5.0m
More than $21,500,001			34,196.00	34,196.00		34,196.00
If the development has commenced or been carried out, an additional amount by way of penalty will be charged. This will be three times the amount of the maximum fee payable for determination of the application for the values listed above.						
Provision of a subdivision clearance of -						
Not more than 5 lots	per lot	S	73.00	73.00		73.00
6 lots - 195 lots	per lot for first 5 lots	S	73.00	73.00		73.00
	per lot after 5 lots	S	35.00	35.00		35.00
more than 195 lots			7,393.00	7,393.00		7,393.00
Application for approval of home occupation						
Initial fee	If the home occupation is commenced, an additional amount of $418 by way of penalty is also charged	S	220.00	222.00		222.00
Renewal fee	If the approval to be renewed has expired, an additional amount of $138 by way of penalty is also charged	S	73.00	73.00		73.00
Application for change of use or for change or continuation of a non-conforming use where development is not occurring	If the change of use or the alteration or extension or change of the non-conforming use has commenced, an additional amount of $556 by way of penalty is also charged	S	295.00	295.00		295.00
Built Strata's						
Not more than 5 lots	Base Rate $656 + fee per lot	S	Base Rate + 65 per lot	Base Rate $656 + $65 for each lot		Base Rate + 65 per lot
6 lots to 100 lots	Base Rate $981 + fee per lot	S	Base Rate + 43.50 per lot	Base Rate $981 being fee payable for the first 5 lots plus $43.50 for each other lot		Base Rate + 43.50 per lot
More than 100 lots	Standard fee	S	5,113.50	$5113.50 for 101 or more lots		$5113.50 for 101 or more lots
Issue of zoning certificate		S	80.30	73.00		73.00
Reply to property settlement questionnaire		S	80.30	73.00		73.00
Issue of written planning advice		S	80.30	73.00	7.30	80.30
Applications for modifications to previous approvals, lodged with the Council will be charged the full scheduled fee. Minor modifications will be charged the full scheduled fee for the value of the work associated with the modification.						
REZONING, SCHEME AMENDMENTS AND MINOR TOWN PLANNING						
Total Cost for services for local planning scheme amendments in accordance with Schedule 3 of Planning and Development Regulations 2009		S	100% of cost to Council	100% of cost to Council		100% of cost to Council
BUILDING PERMIT APPROVALS REPORT						
Issued weekly for a 12 month period (includes postage)			470.00	470.00		470.00
FIT OUTS FOR FOOD PREMISES						
Application Fee	Food Act 2008	S	125.00	130.00		130.00
FOOD VEHICLES						
Initial inspection of food vehicle			105.00	110.00		110.00
PUBLIC BUILDINGS (INCLUDES TEMPORARY PUBLIC BUILDINGS)						
Application to construct, alter or extend.						
Application Fee	% of construction costs	S	0.02%	0.02%		0.02%
Minimum Fee		S	105.00	110.00		110.00
Maximum Fee		S	520.00	530.00		530.00
HEALTH ACT PREMISES						
Hairdressers, skin penetration and others			105.00	110.00		110.00
LIQUOR ACT APPLICATIONS						
Section 39 Certificate			80.30	80.30		80.30
Section 40 Certificate			80.30	80.30		80.30
Section 55 Gaming Permit			80.30	80.30		80.30

CITY OF PERTH

MUNICIPAL FEES AND CHARGES FOR THE FINANCIAL YEAR 2015/16

DESCRIPTION		Statutory Fee	2014/15 Fees and Charges (inclusive of GST where applicable)	2015/16		
				Fees and Charges (net of GST)	GST (if applicable)	Fees and Charges (inclusive of GST)
ROAD/FOOTPATH OBSTRUCTION PERMIT						
Application fee						
Standard			80.00	80.00		80.00
Road Closure Required			150.00	175.00		175.00
Students, including school, TAFE, university or those undertaking an approved course do not have to pay the application fee. Although a road obstruction fee may apply if group is =>10. Extra charges may apply for services associated with road, footpath closures or use of						
PUBLIC TRADING/STALL HOLDER PERMITS						
Application Fee			80.00	80.00		80.00
(Charitable and Not for Profit Organisations are exempt from the Application Fee)						
RESIDENTIAL PARKING PERMIT						
Permit Fee - 0 to 6 months	per permit		45.00	50.00		50.00
Permit Fee - 7 to 12 months			90.00	100.00		100.00
Replacement of lost permit			25.00	25.00		25.00
Pensioners/Seniors are exempt from the permit fee provided that they are a current holder of either a Pensioner concession card or Commonwealth Seniors Health card issued by Centre link or Veteran's Affairs or a State Concession card issued by the Department For Child Protection or a WA Seniors card. Unemployed persons shall provide evidence of their current status from Centre link. Health Care Cards are not accepted.						
TEMPORARY EVENT SIGNS						
Fee	per day, per sign		80.00	80.00		80.00
No charge for Council approved events on local government property, reserves or public thoroughfares.						
EVENTS ON PARKS/ROADS/ROW'S (other Public Building fees may apply)						
Application fee						
Standard			80.00	90.00		90.00
Road Closure Required - Where traffic management is required (includes fun runs, triathlons)			150.00	175.00		175.00
Large Commercial Events (Festivals and Concerts)			275.00	300.00		300.00
Ticketed Events (Fees - unless otherwise approved by Council)						
Parks						
Reserve Hire Fees - includes 6 bump in days, event day(s), 4 bump out days, all equipment and structures within the reserve and up to 10 vehicle permits during bump in and bump out.	per person, per hour, per function		0.50	0.80		0.80
Bump in/bump out days in addition to above	per day		500.00	500.00		500.00
Roads/ROW's						
Public Place Hire Fees	per person, per hour, per function		0.50	0.80		0.80
Minimum Fee	per day		500.00	550.00		550.00
Bump in and bump out	per day		500.00	500.00		500.00
	per half day		250.00	250.00		250.00
Discount/Concession applicable to ticketed events						
Not for Profit, Community, Charitable Events			50% Discount + GST	50% Discount		50% Discount
Non Ticketed Events						
Parks/Roads/ROW's						
Base Charge Full Day	per day		385.00	395.00		395.00
Base Charge Half Day	per half day		192.50	198.00		198.00
Bump in and bump out	per day		385.00	395.00		395.00
	per half day		192.50	198.00		198.00
Gazebos Hire - Victoria Gardens, Russell Square and Queens Gardens (additional Reserve hire fees may apply)	per day		155.00	160.00		160.00
	per half day		77.50	80.00		80.00
Public Place Hire Fees - Marquee, Stages ,Tiered Seating, Sea Containers and Mobile Offices (Tentage, shade structures less than 10sqm and toilets are exempt)	per square metre per day		1.30	1.50		1.50
Retail outlets, Plant and Generators greater than 20kva	per unit/per event day		60.00	62.00		62.00
Additional Charges (Ticketed & Non Ticketed Events)						
On-site vehicles (commercial delivery vehicles and Concors d'Elegance vehicles are exempt).	per vehicle per day		30.00	30.00		30.00
On site Motorcycle (Concors d'Elegance vehicles are exempt)	33% of car fee per day		10.00	10.00		10.00
Road closure surcharge (to extend a licensed premises for sale of alcohol - excludes Ticketed Events)	per square meter per day		11.60	11.90		11.90
Provision of 3 phase power						
Small Events	cost per day		85.00	85.00		85.00
Large Events			100% of Cost to Council + GST	100% of cost to Council	GST is applicable	100% of Cost to Council + GST
Council services - supervision, mowing, cleaning, electrical services etc.			100% Cost to Council + GST	100% of cost to Council	GST is applicable	100% Cost to Council + GST
Refundable Bonds			Individually Assessed	Individually Assessed		Individually Assessed
Discounts/Concessions - applicable to non-ticket event -base charge, bump in, bump out, Public Place Hire, Retail Outlets, Plant Hire						
Low Impact 0-20 people (non-commercial)			80% Discount +GST	80% Discount		80% Discount
Medium Impact 21-50 people (non -commercial)			70% Discount +GST	70% Discount		70% Discount
High Impact 51-100 people (non-commercial)			50% Discount +GST	50% Discount		50% Discount
Government Authorities, Charitable Organisations, Not for Profit Organisations and Community Organisations/Groups involved in non-commercial activities (refer to definitions below) - greater than 100 people.			50% Discount +GST	50% Discount		50% Discount
Commercial Activities 0-20 People			50% Discount +GST	50% Discount		50% Discount
Multi Cultural Community Facility and Ozone Reserve - Fees as per Council Policy						

DESCRIPTION	Statutory Fee	2014/15 Fees and Charges (inclusive of GST where applicable)	2015/16		
			Fees and Charges (net of GST)	GST (if applicable)	Fees and Charges (inclusive of GST)
CONCESSIONS DEFINITIONS					
Charitable Organisations:					
Organisations registered with the Charitable Collections Advisory Committee.					
Community Organisations/Groups:					
Sporting and other types of Recreational Clubs, Parents & Citizens groups, Auxiliaries, Social Clubs, Special Interest Associations etc. which are guided					
by a committee and constitution and could be eligible for incorporation under the Associations Act 1987.					
Not for Profit					
A not for profit organisation is an organisation whose primary objective is something other than the generation of profit, and does not distribute					
any profit to the organisation's members					
Government Authorities:					
State/Commonwealth Government departments and other semi government instrumentalities which provide a specific public service e.g. Police Service,					
Water Authority, WA Fire and Emergency Services. Does not include Government Enterprise Services.					
Commercial Organisations					
Companies/Individuals engaged in financial gain. e.g. Retail Stores, Commercial Photographers, Manufacturers, Government Enterprise Services, Media					
Outlets, Trade shows, Circuses, Rock Concert promoters, etc.					
SPORTING COMPETITIONS - COMMUNITY ORGANISATIONS/SCHOOLS					
Season fee per team for match play		470.00	470.00		470.00
Season fee per team for training (twice/week)		470.00	470.00		470.00
Casual competition - per field per half day of hire (am or pm)		100.00	100.00		100.00
Casual training - per team (3 hours each day of use)		36.00	36.00		36.00
Junior organisations i.e. 17 years and under and Colts teams allowed 75% discount					
WASTE AND ENTERPRISES UNIT					
RUBBISH CHARGES					
Basic service - non residential		285.00	320.91	32.09	353.00
Basic service - residential (including co-mingled recycle bin)		197.00	272.00		272.00
Additional- Residential 240L			272.00		272.00
Additional- Commercial 240L		215.05	220.00	22.00	242.00
Paper/Cardboard 240L		140.80	143.64	14.36	158.00
General Waste 660L		955.00	649.09	64.91	714.00
Bin Hire - Paper/Cardboard 660L		422.40	208.18	20.82	229.00
Bin Hire - Cardboard only 1100L			260.00	26.00	286.00
Recycling - Commercial 240L			140.91	14.09	155.00
Recycling - Commercial 660L			421.82	42.18	464.00
Recycling - Commercial 1100L			703.64	70.36	774.00
Event Bin - General Waste			20.00	2.00	22.00
Event Bin - General Watse - Additional Collection			5.00	0.50	5.50
Event Bin - Recycling			20.00	2.00	22.00
Event Bin - Recycling - Additional Collection			5.00	0.50	5.50
WORKS AND SERVICES UNIT					
RECOVERABLE WORKS - Administration charges per job					
Up to the value of $1,000		121.00	113.00	11.30	124.30
$1,001 to $20,000		110.00 Plus 11% for every dollar over $1,000.00 + GST	113.00	GST is applicable	113.00 Plus 11% for every dollar over $1,000.00 + GST
$20,001 to $50,000		2,200.00 Plus 8% for every $1 over 20,000.00 + GST	2,203.00	GST is applicable	2,203.00 Plus 8% for every $1 over 20,000.00 + GST
Over the value of $50,000		4,600.00 PLUS 5% for every dollar over 50,000.00 + GST	4,603.00	GST is applicable	4,603.00 PLUS 5% for every dollar over 50,000.00 + GST
GRAFFITI TREATMENT SERVICE FEE					
Service call (including treatment of up to 2 square metres)		58.30	54.00	5.40	59.40
Areas greater than 2 square metres per additional square metre		12.75	12.00	1.20	13.20
CITY DESIGN UNIT					
Colour photocopying fees					
Photocopy Fees - plan size - AO					
1st copy		24.75	23.09	2.31	25.40
2nd to 5th copies each		18.50	17.27	1.73	19.00
6th copy onwards - copied externally, applicant to pay copy service direct					
Photocopy Fees - plan size - A1					
1st copy		12.40	11.59	1.16	12.75
2nd to 5th copies each		9.25	8.64	0.86	9.50
6th copy onwards - copied externally, applicant to pay copy service direct					
Photocopy Fees - plan size - A2					
1st copy		6.15	5.73	0.57	6.30
2nd to 5th copies each		4.70	4.41	0.44	4.85
6th copy onwards - copied externally, applicant to pay copy service direct					
Photocopy Fees - plan size					
A3 each		3.10	2.91	0.29	3.20
A4 each		2.05	1.91	0.19	2.10

DESCRIPTION		Statutory Fee	2014/15 Fees and Charges (inclusive of GST where applicable)	2015/16		
				Fees and Charges (net of GST)	GST (if applicable)	Fees and Charges (inclusive of GST)
Black and White photocopying fees						
Photocopy Fees - plan size - AO						
1st copy			6.15	5.73	0.57	6.30
2nd to 5th copies each			6.15	5.73	0.57	6.30
6th copy onwards - copied externally, applicant to pay copy service direct						
Photocopy Fees - plan size - A1						
1st copy			3.10	2.91	0.29	3.20
2nd to 5th copies each			3.10	2.91	0.29	3.20
6th copy onwards - copied externally, applicant to pay copy service direct						
Photocopy Fees - plan size - A2						
1st copy			2.05	1.91	0.19	2.10
2nd to 5th copies each			2.05	1.91	0.19	2.10
6th copy onwards - copied externally, applicant to pay copy service direct						
Photocopy Fees - plan size						
A3 each			0.55	0.52	0.05	0.57
A4 each			0.35	0.33	0.03	0.36
AutoCad Plans - Digital PDF (75% discount to students)						
Hourly rate			98.00	90.91	9.09	100.00
Minimum Fee (for information)			16.50	15.45	1.55	17.00
Per sheet A1 @ 1 : 200 (according to photocopies above)						
AutoCad Plans - Digital (75% discount to students)						
Hourly rate			98.00	90.91	9.09	100.00
Minimum Fee (for information)			590.00	545.45	54.55	600.00
Per sheet A1 @ 1 : 200 (according to photocopies above)						
Stormwater Drainage application - minimum fee			123.55	114.55	11.45	126.00
Design and Construction Notes per publication			615.00	559.09	55.91	615.00
Traffic Data						
Future projected traffic counts per road/intersection - 6.00am - 6.00pm			0.00	86.36	8.64	95.00
Future projected traffic counts per road / intersection - 6.00pm - 6.00am			0.00	86.36	8.64	95.00
Actual traffic counts per road/intersection - 6.00am - 6.00pm			0.00	86.36	8.64	95.00
Actual traffic counts per road / intersection - 6.00pm - 6.00am			0.00	86.36	8.64	95.00
CITY OF PERTH PARKING						
PARKING FEES						
No. 15 (84 bays) Aberdeen Street						
Mon to Sun - Per Hour			3.10	2.91	0.29	3.20
10 hour block			15.20	13.82	1.38	15.20
12 hour block			16.90	15.36	1.54	16.90
Maximum 24 Hour block			25.70	23.36	2.34	25.70
Early Bird Rate - Mon to Fri only 10 hour block	entry before 7:00am (Maximum)		13.80	12.55	1.25	13.80
Night Rate - 6:00pm to 3:00am			8.80	8.00	0.80	8.80
Weekend Day Rate - Maximum 10 hour block - 6:00am to 6:00pm			12.10	11.00	1.10	12.10
Public Holidays - Maximum 10 hour block - 6:00am to 6:00pm			12.10	11.00	1.10	12.10
Permits (Cars)	Monthly minimum		233.00	211.82	21.18	233.00
	Monthly maximum		535.00	486.36	48.64	535.00
No. 45 (15 bays) Aberdeen Garage						
Permits (Cars)	Monthly minimum		231.00	210.00	21.00	231.00
	Monthly maximum		457.00	415.45	41.55	457.00
No. 16 (477 bays) Citiplace						
Mon to Sun - Per Hour			3.90	3.64	0.36	4.00
Mon-Fri - Maximum 24 hour block			51.50	46.82	4.68	51.50
Night Rate - 6:00pm to 3:00am			11.00	10.00	1.00	11.00
Saturday Day Rate - Maximum 10 hour - 6:00am to 6:00pm			15.30	13.91	1.39	15.30
Sunday & Public Holidays Day Rate - 6:00am to 6.00pm			11.00	10.00	1.00	11.00
No. 7 (406 bays) Concert Hall						
Mon to Sun - Per Hour			3.20	3.00	0.30	3.30
Mon-Fri, Maximum 10 hour block			21.20	19.27	1.93	21.20
Mon-Fri, Maximum 12 hour block			25.70	23.36	2.34	25.70
Mon-Fri, Maximum 24 hour block			33.00	30.00	3.00	33.00
Early Bird Rate - Mon to Fri only maximum 10 hour block	entry before 7:00am - Maximum		18.70	17.00	1.70	18.70
Night Rate - 6:00pm to Closing time			10.50	9.55	0.95	10.50
Weekend Day Rate - Maximum 10 hour block - 6:00am to 6:00pm			12.50	11.36	1.14	12.50
Public Holidays - Maximum 10 hour block - 6:00am to 6:00pm			12.50	11.36	1.14	12.50
Permits (Cars)	Monthly minimum		328.00	298.18	29.82	328.00
	Monthly maximum		725.00	659.09	65.91	725.00

DESCRIPTION		Statutory Fee	2014/15 Fees and Charges (inclusive of GST where applicable)	2015/16		
				Fees and Charges (net of GST)	GST (if applicable)	Fees and Charges (inclusive of GST)
No. 46 (1461 bays) Convention Centre						
Mon to Sun - Per Hour			5.50	5.18	0.52	5.70
Mon to Fri - 7.00am to 6:00pm - Maximum 10 hour block			23.40	21.27	2.13	23.40
Mon-Fri, Maximum 12 hour block			32.30	29.36	2.94	32.30
Mon-Fri, Maximum 24 hour block			55.30	50.27	5.03	55.30
Early Bird Rate - Mon to Fri only maximum 10 hour block	entry before 7:00am - Maximum		22.30	20.27	2.03	22.30
Night Rate - 6:00pm to 3:00am			16.50	15.00	1.50	16.50
Weekend Day Rate - Maximum 10 hour block - 6:00am to 6:00pm			16.50	15.00	1.50	16.50
Public Holidays - Maximum 10 hour block - 6:00am to 6:00pm			16.50	15.00	1.50	16.50
Permits (Cars)	Monthly minimum		313.00	284.55	28.45	313.00
	Monthly maximum		876.00	796.36	79.64	876.00
Bump in Bump out Rate - Spotless Services Aust. Ltd only (as per Contract)						
1-300 Tickets (Type 1) - Multiple entry/exit	per ticket (new increase effective from 15th Nov 2015		33.30	30.27	3.03	33.30
Congress pass (Type 2) 10 hour max - Single entry/exit			23.40	21.27	2.13	23.40
Bay Reservation Fee			2.20	2.00	0.20	2.20
No. 24 (41 bays) Coolgardie Street						
Mon to Sun - Per Hour			3.10	2.91	0.29	3.20
Mon-Fri, Maximum 10 hour block			15.70	14.27	1.43	15.70
Mon-Fri, Maximum 12 hour block			16.80	15.27	1.53	16.80
Mon-Fri, Maximum 24 hour block			25.40	23.09	2.31	25.40
Early Bird Rate - Mon to Fri only maximum 10 hour block	entry before 7:00am - Maximum		12.90	11.73	1.17	12.90
Night Rate - 6:00pm to 3:00am			8.80	8.00	0.80	8.80
Weekend Day Rate - Maximum 10 hour block - 6:00am to 6:00pm			12.10	11.00	1.10	12.10
Public Holidays - Maximum 10 hour block - 6:00am to 6:00pm			12.10	11.00	1.10	12.10
Permits (Cars)	Monthly minimum		229.00	208.18	20.82	229.00
	Monthly maximum		531.00	482.73	48.27	531.00
No. 38 (91 bays) Council House						
Mon to Sun - Per Hour			4.00	3.73	0.37	4.10
Sunday and Public Holiday - First Two Hours			5.50	5.18	0.52	5.70
12 Hour Maximum			35.20	32.00	3.20	35.20
Maximum 24 hour block			46.20	42.00	4.20	46.20
Night Rate - 6:00pm to Closing Time			11.00	10.00	1.00	11.00
Saturday Day Rate - Maximum 10 hour block - 6:00am to 6:00pm			15.70	14.27	1.43	15.70
Sunday & Public Holidays Day Rate Maximum 10 hour - 6:00am to			11.00	10.00	1.00	11.00
Permits (Cars)	Monthly minimum		615.00	559.09	55.91	615.00
	Monthly maximum		849.00	809.09	80.91	890.00
No. 6 (312 bays) Cultural Centre						
Mon to Sun - Per Hour			3.40	3.18	0.32	3.50
Mon-Fri, Maximum 10 hour block			22.30	20.27	2.03	22.30
Mon-Fri, Maximum 12 hour block			26.70	24.27	2.43	26.70
Mon-Fri, Maximum 24 hour block			36.50	33.18	3.32	36.50
Night Rate - 6:00pm to Closing Time			10.50	9.55	0.95	10.50
Weekend Day Rate - Maximum 10 hour block - 6:00am to 6:00pm			13.40	12.18	1.22	13.40
Public Holidays - Maximum 10 hour block - 6:00am to 6:00pm			13.40	12.18	1.22	13.40
Permits (Cars)	Monthly minimum		378.00	343.64	34.36	378.00
	Monthly maximum		712.00	647.27	64.73	712.00
No.49 (1070 bays) Elder Street						
Mon to Sun - Per Hour			4.50	4.18	0.42	4.60
Mon-Fri, Maximum 10 hour block			21.00	19.09	1.91	21.00
Mon-Fri, Maximum 12 hour block			23.80	21.64	2.16	23.80
Mon-Fri, Maximum 24 hour block			37.80	34.36	3.44	37.80
Early Bird Rate - Mon to Fri only maximum 10 hour block	entry before 7:00am - Maximum		17.40	15.82	1.58	17.40
Night Rate - 6:00pm to Closing time			13.30	12.09	1.21	13.30
Weekend Day Rate - Maximum 10 hour block - 6:00am to 6:00pm			13.30	12.09	1.21	13.30
Public Holidays - Maximum 10 hour block - 6:00am to 6:00pm			13.30	12.09	1.21	13.30
Permits (Cars)	Monthly minimum		366.00	332.73	33.27	366.00
	Monthly maximum		728.00	661.82	66.18	728.00
	Reserved Parking		746.00	678.18	67.82	746.00
Electric vehicle recharge fees			100% of cost to Council incl GST			100% of cost to Council incl GST
Bicycle Parking Fees	per hour		0.20	0.18	0.02	0.20
	per day - 12 hour maximum		1.20	1.09	0.11	1.20
No. 10 (152 bays) Fire Station						
Mon to Sun - Per Hour			3.20	3.00	0.30	3.30
Maximum 12 hour block			20.70	18.82	1.88	20.70
Maximum 24 hour block			28.40	25.82	2.58	28.40
Early Bird Rate - Mon to Fri only maximum 10 hour block	entry before 7:00am - Maximum		16.80	15.27	1.53	16.80
Night Rate - 6:00pm to 3:00am			7.70	7.00	0.70	7.70
Saturday Day Rate - Maximum 10 hour - 6:00am to 6:00pm			12.50	11.36	1.14	12.50
Sunday & Public Holidays Day Rate Maximum 10 hour - 6:00am to			7.70	7.00	0.70	7.70
Permits (Cars)	Monthly minimum		294.00	267.27	26.73	294.00
	Monthly maximum		637.00	579.09	57.91	637.00
No. 43 (42 Bays) The Garage						
Permits (Cars)	Monthly		599.00	544.55	54.45	599.00

DESCRIPTION		Statutory Fee	2014/15 Fees and Charges (inclusive of GST where applicable)	2015/16		
				Fees and Charges (net of GST)	GST (if applicable)	Fees and Charges (inclusive of GST)
No. 56 (183 bays) Goderich Street						
Mon to Sun - Per Hour			3.00	2.82	0.28	3.10
Mon-Fri, Maximum 10 hour block			15.70	14.27	1.43	15.70
Mon-Fri, Maximum 12 hour block			19.10	17.36	1.74	19.10
Mon-Fri, Maximum 24 hour block			26.80	24.36	2.44	26.80
Early Bird Rate - Mon to Fri only maximum 10 hour block	entry before 7:00am - Maximum		12.90	11.73	1.17	12.90
Night Rate - 6:00pm to Closing Time			7.70	7.00	0.70	7.70
Weekend Day Rate - Maximum 10 hour block - 6:00am to 6:00pm			7.70	7.00	0.70	7.70
Public Holidays - Maximum 10 hour block - 6:00am to 6:00pm			7.70	7.00	0.70	7.70
Permits (Cars)	Monthly minimum		208.00	189.09	18.91	208.00
	Monthly maximum		650.00	590.91	59.09	650.00
No. 21 (25 bays) Hay Street East						
Mon to Sun - Per Hour			3.00	2.82	0.28	3.10
Night Rate - 6:00pm to 3:00am			8.70	7.91	0.79	8.70
Weekend Day Rate - Maximum 10 hour block - 6:00am to 6:00pm			11.60	10.55	1.05	11.60
Public Holidays - Maximum 10 hour block - 6:00am to 6:00pm			11.60	10.55	1.05	11.60
No. 5 (605 bays) His Majesty's						
Mon to Sun - Per Hour			3.70	3.45	0.35	3.80
Maximum 10 hour block			26.50	24.09	2.41	26.50
Maximum 12 hour block			33.40	30.36	3.04	33.40
Maximum 24 hour block			51.50	46.82	4.68	51.50
Night Rate (Mon -Sun) - 6:00pm to Closing time.			11.00	10.00	1.00	11.00
Saturday Day Rate - Maximum 10 hour - 6:00am to 6:00pm			14.90	13.55	1.35	14.90
Sunday & Public Holidays Day Rate - 8:00am to 7.00pm			7.70	7.00	0.70	7.70
Permits (cars)	Monthly minimum		410.00	372.73	37.27	410.00
	Monthly maximum		810.00	736.36	73.64	810.00
No. 27 (458 bays) Mayfair Street						
Mon to Sun - Per Hour			3.10	2.91	0.29	3.20
Mon-Fri, Maximum 10 hour block			17.60	16.00	1.60	17.60
Mon-Fri, Maximum 12 hour block			18.90	17.18	1.72	18.90
Mon-Fri, Maximum 24 hour block			27.70	25.18	2.52	27.70
Car pooling 6.30am to 8.30am (Mon to Fri, except public holidays)	10 Hour Block		13.10	11.91	1.19	13.10
Early Bird Rate - Mon to Fri only maximum 10 hour block	entry before 7:00am - Maximum		15.30	13.91	1.39	15.30
Night Rate - 6:00pm to Closing time			7.70	7.00	0.70	7.70
Permits (cars)	Monthly minimum		264.00	240.00	24.00	264.00
	Monthly maximum		622.00	565.45	56.55	622.00
No. 12 (56 bays) James St. (Previously Milligan St)						
Mon to Sun - Per Hour			3.10	2.91	0.29	3.20
Mon-Fri, Maximum 10 hour block			14.60	13.27	1.33	14.60
Mon-Fri, Maximum 12 hour block			15.50	14.09	1.41	15.50
Mon-Fri, Maximum 24 hour block			24.30	22.09	2.21	24.30
Early Bird Rate - Mon to Fri only maximum 10 hour block	entry before 7:00am - Maximum		12.50	11.36	1.14	12.50
Night Rate - 6:00pm to 3:00am			8.80	8.00	0.80	8.80
Weekend Day Rate - Maximum 10 hour block - 6:00am to 6:00pm			12.10	11.00	1.10	12.10
Public Holidays - Maximum 10 hour block - 6:00am to 6:00pm			12.10	11.00	1.10	12.10
Permits (cars)	Monthly minimum		204.00	185.45	18.55	204.00
	Monthly maximum		492.00	447.27	44.73	492.00
No. 44 (11 Bays & 2 m/c bays) Mounts Bay Rd						
Mon to Sun - Per Hour			3.70	3.45	0.35	3.80
Night Rate - 6:00pm to 3:00am			11.00	10.00	1.00	11.00
Weekend Day Rate - Maximum 10 hour block - 6:00am to 6:00pm			11.00	10.00	1.00	11.00
Public Holidays - Maximum 10 hour block - 6:00am to 6:00pm			11.00	10.00	1.00	11.00
No. 26 (189 bays) Newcastle Street						
Mon to Sun - Per Hour			2.60	2.45	0.25	2.70
Mon-Fri, Maximum 10 hour block			13.10	11.91	1.19	13.10
Mon-Fri, Maximum 12 hour block			13.60	12.36	1.24	13.60
Mon-Fri, Maximum 24 hour block			21.30	19.36	1.94	21.30
Early Bird Rate - Mon to Fri only maximum 10 hour block	entry before 7:00am - Maximum		11.40	10.36	1.04	11.40
Night Rate - 6:00pm to 3:00am			7.70	7.00	0.70	7.70
Weekend Day Rate - Maximum 10 hour block - 6:00am to 6:00pm			7.70	7.00	0.70	7.70
Public Holidays - Maximum 10 hour block - 6:00am to 6:00pm			7.70	7.00	0.70	7.70
Permits (Cars)	Monthly minimum		179.00	162.73	16.27	179.00
	Monthly maximum		447.00	406.36	40.64	447.00
No. 9 (664 bays) Pier Street						
Mon to Sun - Per Hour			3.50	3.27	0.33	3.60
Mon-Fri, Maximum 10 hour block			22.40	20.36	2.04	22.40
Mon-Fri, Maximum 12 hour block			28.20	25.64	2.56	28.20
Mon-Fri, Maximum 24 hour block			38.30	34.82	3.48	38.30
Early Bird Rate - Mon to Fri only maximum 10 hour block	entry before 7:00am - Maximum		19.70	17.91	1.79	19.70
Night Rate (Mon -Sun) - 6:00pm to Closing time.			10.50	9.55	0.95	10.50
Saturday Day Rate - Maximum 10 hour - 6:00am to 6:00pm			13.90	12.64	1.26	13.90
Sunday & Public Holidays Day Rate - 8:00am to 7.00pm			7.70	7.00	0.70	7.70
Permits (Cars)	Monthly minimum		400.00	363.64	36.36	400.00
	Monthly maximum		767.00	697.27	69.73	767.00

DESCRIPTION		Statutory Fee	2014/15 Fees and Charges (inclusive of GST where applicable)	2015/16		
				Fees and Charges (net of GST)	GST (if applicable)	Fees and Charges (inclusive of GST)
No. 22 (210 bays) Plain Street						
Mon to Sun - Per Hour			3.00	2.82	0.28	3.10
Mon-Fri, Maximum 10 hour block			14.60	13.27	1.33	14.60
Mon-Fri, Maximum 12 hour block			15.50	14.09	1.41	15.50
Mon-Fri, Maximum 24 hour block			24.20	22.00	2.20	24.20
Early Bird Rate - Mon to Fri only maximum 10 hour block	entry before 7:00am - Maximum		12.50	11.36	1.14	12.50
Night Rate - 6:00pm to 3:00am			8.70	7.91	0.79	8.70
Weekend Day Rate - Maximum 10 hour block - 6:00am to 6:00pm			11.60	10.55	1.05	11.60
Public Holidays - Maximum 10 hour block - 6:00am to 6:00pm			11.60	10.55	1.05	11.60
Permits (Cars)	Monthly minimum		204.00	185.45	18.55	204.00
	Monthly maximum		492.00	447.27	44.73	492.00
No. 4 (364 bays) Point Fraser						
Mon to Sun - Per Hour			2.80	2.64	0.26	2.90
Mon-Fri, Maximum 10 hour block			12.00	10.91	1.09	12.00
Mon-Fri, Maximum 12 hour block			12.70	11.55	1.15	12.70
Mon-Fri, Maximum 24 hour block			20.90	19.00	1.90	20.90
Early Bird Rate - Mon to Fri only maximum 10 hour block	entry before 7:00am - Maximum		10.70	9.73	0.97	10.70
Night Rate - 6:00pm to 3:00am			8.30	7.55	0.75	8.30
Weekend Day Rate - Maximum 10 hour block - 6:00am to 6:00pm			9.90	9.00	0.90	9.90
Public Holidays - Maximum 10 hour block - 6:00am to 6:00pm			9.90	9.00	0.90	9.90
Permits (Cars)	Monthly minimum		159.00	144.55	14.45	159.00
	Monthly maximum		415.00	377.27	37.73	415.00
No. 4A (851 bays) Queens Gardens						
Mon to Sun - Per Hour			2.90	2.73	0.27	3.00
Mon-Fri, Maximum 10 hour block			12.40	11.27	1.13	12.40
Mon-Fri, Maximum 12 hour block			13.20	12.00	1.20	13.20
Mon-Fri, Maximum 24 hour block			20.20	18.36	1.84	20.20
Car pooling 6.30am to 8.30am (Mon to Fri, except public holidays)	10 Hour Block - Maximum		10.80	9.82	0.98	10.80
Early Bird Rate - Mon to Fri only maximum 10 hour block	entry before 7:00am - Maximum		11.00	10.00	1.00	11.00
Weekend Day Rate - Maximum 10 hour block - 6:00am to 6:00pm			11.10	10.09	1.01	11.10
Night Rate - 6:00pm to 3:00am			8.40	7.64	0.76	8.40
Public Holidays - Maximum 10 hour block - 6:00am to 6:00pm			11.10	10.09	1.01	11.10
Permits (Cars)	Monthly minimum		165.00	150.00	15.00	165.00
	Monthly maximum		428.00	389.09	38.91	428.00
No. 41 (310 bays) Regal Place						
Mon to Sun - Per Hour			3.00	2.82	0.28	3.10
Mon-Fri, Maximum 10 hour block			13.30	12.09	1.21	13.30
Mon-Fri, Maximum 12 hour block			15.40	14.00	1.40	15.40
Mon-Fri, Maximum 24 hour block			26.70	24.27	2.43	26.70
Early Bird Rate - Mon to Fri only maximum 10 hour block	entry before 7:00am - Maximum		12.00	10.91	1.09	12.00
Night Rate (Mon -Sun) - 6:00pm to Closing time.			8.70	7.91	0.79	8.70
Saturday Day Rate - Maximum 10 hour - 6:30am to 6:00pm			11.60	10.55	1.05	11.60
Sunday & Public Holidays Day Rate - 8:00am to 7.00pm			5.50	5.00	0.50	5.50
Permits (Cars)	Monthly minimum		179.00	162.73	16.27	179.00
	Monthly maximum		492.00	447.27	44.73	492.00
No. 8 (469 bays) Roe Street						
Mon to Sun - 6.00am to 6.00pm			3.30	3.09	0.31	3.40
Mon-Fri, Maximum 10 hour block			17.40	15.82	1.58	17.40
Mon-Fri, Maximum 12 hour block			23.00	20.91	2.09	23.00
Mon-Fri, Maximum 24 hour block			32.60	29.64	2.96	32.60
Car pooling 6.30am to 8.30am (Mon to Fri, except public holidays)	10 Hour Block - Maximum		13.30	12.09	1.21	13.30
Early Bird Rate - Mon to Fri only maximum 10 hour block	entry before 7:00am - Maximum		16.20	14.73	1.47	16.20
Weekend Day Rate - Maximum 10 hour block - 6:00am to 6:00pm			13.10	11.91	1.19	13.10
Night Rate - Mon to Sun 6.00pm- 6.00am	per hour- Maximum		3.50	3.27	0.33	3.60
Night Rate - Sun to Thu 6.00pm- Closing time Night Rate - Fri - Sat 6:00pm to 3:00am	Night Flat Rate- Maximum		10.60	9.64	0.96	10.60
Public Holidays - Maximum 10 hour block - 6:00am to 6:00pm			13.10	11.91	1.19	13.10
Permits (cars)	Monthly minimum		231.00	210.00	21.00	231.00
	Monthly maximum		577.00	524.55	52.45	577.00
No. 4B (647 bays) Royal Street						
Mon to Sun - Per Hour			2.80	2.64	0.26	2.90
Mon-Fri, Maximum 10 hour block			13.50	12.27	1.23	13.50
Mon-Fri, Maximum 12 hour block			14.50	13.18	1.32	14.50
Mon-Fri, Maximum 24 hour block			22.20	20.18	2.02	22.20
Early Bird Rate - Mon to Fri only maximum 10 hour block	entry before 7:00am - Maximum		11.80	10.73	1.07	11.80
Night Rate - 6:00pm to 3:00am			7.70	7.00	0.70	7.70
Weekend Day Rate - Maximum 10 hour block - 6:00am to 6:00pm			7.70	7.00	0.70	7.70
Public Holidays - Maximum 10 hour block - 6:00am to 6:00pm			7.70	7.00	0.70	7.70
Permits (Cars)	Monthly minimum		186.00	169.09	16.91	186.00
	Monthly maximum		462.00	420.00	42.00	462.00
No. 35 (57 bays) Saunders Street						
Mon to Sun - Per Hour			2.60	2.45	0.25	2.70
Mon-Fri, Maximum 10 hour block			13.50	12.27	1.23	13.50
Mon-Fri, Maximum 12 hour block			14.70	13.36	1.34	14.70
Mon-Fri, Maximum 24 hour block			22.40	20.36	2.04	22.40
Early Bird Rate - Mon to Fri only maximum 10 hour block	entry before 7:00am - Maximum		11.80	10.73	1.07	11.80
Night Rate - 6:00pm to 3:00am			7.70	7.00	0.70	7.70
Weekend Day Rate - Maximum 10 hour block - 6:00am to 6:00pm			7.70	7.00	0.70	7.70
Public Holidays - Maximum 10 hour block - 6:00am to 6:00pm			7.70	7.00	0.70	7.70
Permits (Cars)	Monthly minimum		190.00	172.73	17.27	190.00
	Monthly maximum		466.00	423.64	42.36	466.00

DESCRIPTION		Statutory Fee	2014/15 Fees and Charges (inclusive of GST where applicable)	2015/16		
				Fees and Charges (net of GST)	GST (if applicable)	Fees and Charges (inclusive of GST)
No. 11 (521 bays) State Library						
Mon to Sun - Per Hour			3.40	3.18	0.32	3.50
Mon-Fri, Maximum 10 hour block			18.80	17.09	1.71	18.80
Mon-Fri, Maximum 12 hour block			23.00	20.91	2.09	23.00
Mon-Fri, Maximum 24 hour block			32.90	29.91	2.99	32.90
Early Bird Rate - Mon to Fri only maximum 10 hour block	entry before 7:00am - Maximum		16.20	14.73	1.47	16.20
Night Rate - Sun to Thu 6.00pm- Closing time Night Rate - Fri - Sat 6:00pm to 3:00am			10.60	9.64	0.96	10.60
Weekend Day Rate - Maximum 10 hour block - 6:00am to 6:00pm			13.50	12.27	1.23	13.50
Public Holidays - Maximum 10 hour block - 6:00am to 6:00pm			13.50	12.27	1.23	13.50
Permits (Cars)	Monthly minimum		257.00	233.64	23.36	257.00
	Monthly maximum		588.00	534.55	53.45	588.00
No. 1 (795 bays) Terrace Road						
Mon to Sun - Per Hour			3.10	2.91	0.29	3.20
Mon-Fri, Maximum 10 hour block			17.90	16.27	1.63	17.90
Mon-Fri, Maximum 12 hour block			22.20	20.18	2.02	22.20
Mon-Fri, Maximum 24 hour block			32.60	29.64	2.96	32.60
Early Bird Rate - Mon to Fri only maximum 10 hour block	entry before 7:00am - Maximum		15.50	14.09	1.41	15.50
Night Rate - 6:00pm to 3:00am			9.90	9.00	0.90	9.90
Saturday Day Rate - Maximum 10 hour - 6:00am to 6:00pm			12.10	11.00	1.10	12.10
Sunday & Public Holidays Day Rate 10 hour maximum - 6:00am to			9.90	9.00	0.90	9.90
Permits (Cars)	Monthly minimum		271.00	246.36	24.64	271.00
	Monthly maximum		599.00	544.55	54.45	599.00
No. 17 (68 bays) Wellington Street						
Mon to Sun - Per Hour			3.10	2.91	0.29	3.20
Mon-Fri, Maximum 10 hour block			14.60	13.27	1.33	14.60
Mon-Fri, Maximum 12 hour block			15.50	14.09	1.41	15.50
Mon-Fri, Maximum 24 hour block			24.20	22.00	2.20	24.20
Early Bird Rate - Mon to Fri only maximum 10 hour block	entry before 7:00am - Maximum		12.50	11.36	1.14	12.50
Night Rate - 6:00pm to 3:00am			7.70	7.00	0.70	7.70
Saturday Day Rate - Maximum 10 hour - 6:00am to 6:00pm			11.00	10.00	1.00	11.00
Sunday & Public Holidays Day Rate - 6:00am to 6.00pm			11.00	10.00	1.00	11.00
Permits (Cars)	Monthly minimum		204.00	185.45	18.55	204.00
	Monthly maximum		492.00	447.27	44.73	492.00
No. 50 (15 bays) Victoria Gardens						
Mon to Fri 8:00am to 6:00pm - Per Hour			2.60	2.45	0.25	2.70
Mon-Fri, Maximum 10 hour block			13.50	12.27	1.23	13.50
No. 51 (10 bays) Mardalup Park						
Mon to Fri 8:00am to 6:00pm - Per Hour			2.60	2.45	0.25	2.70
Mon-Fri, Maximum 10 hour block			13.50	12.27	1.23	13.50
No. 52 (18 bays) Heirisson Island						
Mon to Fri 8.00am -6.00pm - Per Hour			2.50	2.36	0.24	2.60
Mon-Fri, Maximum 10 hour block			12.00	10.91	1.09	12.00
No. 53 (22 bays) John Oldham Park						
Mon to Sun - Per Hour			3.70	3.45	0.35	3.80
Mon-Fri, Maximum 10 hour block			18.50	16.82	1.68	18.50
Mon-Fri, Maximum 12 hour block			22.20	20.18	2.02	22.20
Mon-Fri, Maximum 24 hour block			29.90	27.18	2.72	29.90
Night Rate - 6:00pm to 3:00am			7.70	7.00	0.70	7.70
Weekend & Public Holiday Day Rate - 6:00am to 6:00pm			11.00	10.00	1.00	11.00
No. 58 (31 bays) Barrack square						
Mon to Sun - Per Hour			4.20	3.91	0.39	4.30
OTHER CAR PARK FEES						
Opening fees for car parks						
after hours when customer service officers on duty			82.50	77.27	7.73	85.00
for call outs			254.10	237.91	23.79	261.70
Admin charge for prepaid tickets - All CPs			10% of cost incl GST			10% of cost incl GST
Card Deposits (non GST) & Replacements			15.00	13.64	1.36	15.00
Paper Permit Fee			15.00	13.64	1.36	15.00
MOTOR CYCLE PARKING (IN MOTOR CYCLE BAYS ONLY)						
Ground Level Car Parks	% of car parking fees		33%			33%
Multi Storey Car parks			33%			33%
On Street			33%			33%
Motorcycle Permits	% of car parking permits		33%			33%
RESIDENTIAL PARKING						
Monthly Night Parking for Residents			86.00	78.18	7.82	86.00
ON STREET PARKING FEES						
Short Term						
Within the inner area of the City	per hour		4.20	3.91	0.39	4.30
	Minimum		0.00	1.82	0.18	2.00
Within the West Perth and Northbridge Areas	per hour		3.90	3.64	0.36	4.00
	Minimum		0.00	1.82	0.18	2.00
Within the East Perth Area	per hour		3.50	3.27	0.33	3.60
	Minimum		0.00	1.82	0.18	2.00

DESCRIPTION		Statutory Fee	2014/15 Fees and Charges (inclusive of GST where applicable)	2015/16		
				Fees and Charges (net of GST)	GST (if applicable)	Fees and Charges (inclusive of GST)
PARKING WORK ZONES - OFF STREET PARKING						
Establishment Fee - set fee			234.00	218.18	21.82	240.00
Erection and removal of sign (No Pole removal)	per sign		135.00	126.36	12.64	139.00
Erection and removal of sign (With Pole)	per sign		493.00	460.00	46.00	506.00
Removal of paint marking	per bay		106.00	99.09	9.91	109.00
Workzone Permit fee - Under Cover Car Park	per bay/per day			75.00	7.50	82.50
Workzone Permit fee - Open Air Car Park	per bay/per day			40.00	4.00	44.00
Administration Work Zone Fees - applicable for work zone permits (Under Cover and Open Air Car Park)			80.00	75.45	7.55	83.00
Administration Fees for Work Zone Site Visit (Including Coning)	per visit		80.00	109.09	10.91	120.00
Minimum full day charge is applicable on work zones						
ON / OFF STREET CHARGES						
Installation of Ticket Machine - Electric Power	per machine		1,760.00	1,643.64	164.36	1,808.00
Installation of Ticket Machine - Solar Power	per machine		1,089.00	1,016.36	101.64	1,118.00
Total Removal of Ticket Machine - Electric Power	per machine		887.00	828.18	82.82	911.00
Total Removal of Ticket Machine - Solar Power	per machine		744.00	694.55	69.45	764.00
Temporary Removal and Re-Installation of Ticket machine - Electric Power	per machine		2,002.00	1,869.09	186.91	2,056.00
Temporary Removal and Re-Installation of Ticket machine - Solar Power	per machine		1,229.00	1,147.27	114.73	1,262.00
Removal of Parking Meter - meter only	per meter		300.00	280.00	28.00	308.00
Removal of Parking Meter - meter and pole	per meter		496.00	462.73	46.27	509.00
Installation of each Parking Meter	per meter		718.00	670.00	67.00	737.00
Removal of paint marking set aside for - public bus	per bay		234.00	218.18	21.82	240.00
Removal of paint marking set aside for - other	per bay		106.00	99.09	9.91	109.00
BUSINESS PARKING PERMIT						
Multiple entrance to multiple car parks (not reserved) - with POF	Maximum Charge - Monthly		774.00	722.73	72.27	795.00
Bulk Purchasing for Monthly Permits						
1-5 permits			Normal Rates			Normal Rates
6-10 Permits			5% discount			5% discount
11 and more Permits			10% discount			10% discount
SPECIAL EVENTS PARKING (SEP) - No discounts apply for ACROD						
All Reserves	per entry as required - Minimum		7.00	6.36	0.64	7.00
	Maximum		35.00	31.82	3.18	35.00
Special Events Reserved Parking booking fee per bay			10% of SEP fee			10% of SEP fee
Events Parking on weekends/public holiday in Car Parks						10% to 40% of 10 hour block fee
Events Parking on weekdays in Car Parks						block fee applies
Reserve Hire Guarantee Charges			From $400 to $2,000			From $400 to $2,000
Bulk Purchasing for Event Bays (Conditions apply, Not applicable to						
1-9 bays			Normal Rates			Normal Rates
10-20 bays			10% discount			10% discount
21-50 bays			15% discount			15% discount
>50 bays			20% discount			20% discount
Hire of car park bays for markets etc…(conditions apply)	per bay per day		From $1 to $22			From $1 to $22
Hotel Rate per bay 24 hour stay - single entry	Minimum			18.18	1.82	20.00
	Maximum		30.00	54.55	5.45	60.00
Hotel Rate - Multiple entry/exit rate per day	Minimum			27.27	2.73	30.00
	Maximum		Plus 5% of parking fees	68.18	6.82	75.00
ADMIN FEE	Minimum		30.00	27.27	2.73	30.00
ADMIN FEE	Maximum		75.00	72.73	7.27	80.00
PARKING CARD ANNUAL FINANCIAL YEAR STATEMENT FEE (per card)				27.27	2.73	30.00
ONLINE BAY RESERVATION BOOKING FEE (per bay)				2.00	0.20	2.20

DESCRIPTION		Statutory Fee	2014/15 Fees and Charges (inclusive of GST where applicable)	2015/16 Fees and Charges (net of GST)	2015/16 GST (if applicable)	2015/16 Fees and Charges (inclusive of GST)
RESERVED PARKING SIGNAGE						
With Pole			260.00	243.64	24.36	268.00
Without Pole			131.00	122.73	12.27	135.00
Signage Name Banner Insert			80.00	72.73	7.27	80.00
Signage Relocation - same car park				45.45	4.55	50.00
Signage Relocation - alternative car park			90.00	81.82	8.18	90.00
CCTV FOOTAGE						
Reviewing CCTV Footage - Hourly Rate			90.00	83.64	8.36	92.00
Event Parking signage	per sign		from $80 to $400			from $80 to $400
Discounts on Parking Fees may be granted on the following basis: 1) Where the Council has approved in-kind support for events through the waiving of parking fees; or for events conducted by organisations incorporated in accordance with the Associations Incorporations Act 1987 and the purpose of the event is to raise funds for charity; or for promotional activities conducted in partnership with other organisations where the value of reciprocal benefits to be provided to the City is equivalent to or exceeds the value of the discount provided by the City subject to the total of discounts granted to any single organisation for any single event/promotion not exceeding $10,000. 2)Parking Card customers will receive a 5% "discount" in the form of added value to their card each time they top it up. 3) A discount of 50% is applicable for the first 4hrs during weekends for selected car parks						
Electric Vehicle Parking Fees			80% of parking fees			80% of parking fees
Small Vehicle Fees (Conditions apply)			80% of parking fees			80% of parking fees
Labour Rate for Customer Service and Reconciliation	Minimum		82.50	77.27	7.73	85.00
Labour Rate for Customer Service and Reconciliation	Maximum		93.50	120.00	12.00	132.00
Labour Rate for Technician (minimum 1 hour charge)	Minimum		93.50	85.00	8.50	93.50
Labour Rate for Technician (minimum 1 hour charge)	Maximum		110.00	120.00	12.00	132.00
Consultancy Service Labour Rate - Project Officer			121.00	115.00	11.50	126.50
Consultancy Service Labour Rate - Manager			242.00	240.00	24.00	264.00
COMMUNITY SERVICES						
PERTH TOWN HALL						
Commercial/private functions - 25% discount on hourly hire fees for not for profit organisations. 20% discount for bookings of 20 hours or more. Discounts do not apply on Sundays/Public Holidays						
Hire Fees						
Lower Foyer - Exhibitions (per 6 hour day)			46.00	43.64	4.36	48.00
Main Hall or Lower Foyer/Undercroft/Supper Room/Kitchen - Hourly hire fee 6.00am - 6.00pm (Minimum 3 hour hire)	reflects customer requests for hourly hire - prev half day rate		149.00	139.09	13.91	153.00
Main Hall or Lower Foyer/Undercroft/Supper Room/Kitchen - Hourly hire fee 6.00pm -12.00am (Minimum 3 hour hire)	reflects customer requests for hourly hire - prev half day rate		185.00	172.73	17.27	190.00
Main Hall or Lower Foyer/Undercroft/Supper Room/Kitchen - Hourly hire fee 12:00am - 6:00am	reflects customer requests for hourly hire		246.00	230.00	23.00	253.00
Lower Foyer & Undercroft - Markets (per 6 hour day Sunday)			150.00	136.36	13.64	150.00
Surcharge for booking both Main Hall and Lower Foyer (flat fee)	reflects additional cleaning costs and to free foyer for exhibitions		175.00	163.64	16.36	180.00
Wedding Reception Service Charge			103.00	96.36	9.64	106.00
Additional caretaker - Hourly hire fee (required for functions 200 persons and over)			42.00	39.09	3.91	43.00
Equipment Charges						
Grand Piano	per booking		218.00	203.64	20.36	224.00
Grand Piano Tuning			At cost + $5 admin fee + GST		GST is applicable	At cost + $5 admin fee + GST
Grand Piano Relocation	per move				GST is applicable	At cost + $5 admin fee + GST
Setup and takedown of chairs (flat fee)			175.00	159.09	15.91	175.00
Hire of banquet tables, including setup and takedown, per table			19.00	17.73	1.77	19.50
Reset of stage lighting by Town Hall staff (per light)			12.00	11.36	1.14	12.50
Wireless Internet Access					0.00	
Exhibition panel hire - Hire and installation (up to 21 days)	per screen		23.00	21.50	2.15	23.65
Exhibition track lighting hire	per light		12.00	11.23	1.12	12.35
Rear projector and screen	per hire		600.00	560.91	56.09	617.00
Security - rates are for cost recovery only and include a $2 per hour per guard administration fee.	per hour per guard		At cost + $2 admin fee + GST		GST is applicable	At cost + $2 admin fee + GST
Cancellation Fees						
For cancellations notified 28 or more calendar days before the event			10% of Booking Fee + GST		GST is applicable	10% of Booking Fee + GST
For cancellations notified 27 to 8 calendar days before the event			50% of Booking Fee + GST		GST is applicable	50% of Booking Fee + GST
For cancellations notified any time within and including 7 calendar days prior to the event			100% of Booking Fee + GST		GST is applicable	100% of Booking Fee + GST
Booking administration fee			55.00	51.82	5.18	57.00

DESCRIPTION		Statutory Fee	2014/15 Fees and Charges (inclusive of GST where applicable)	2015/16		
				Fees and Charges (net of GST)	GST (if applicable)	Fees and Charges (inclusive of GST)
CITIPLACE REST CENTRE						
Admission			0.50	0.45	0.05	0.50
Lockers						
Hire Fee	per day		10.00	10.00	1.00	11.00
Overdue administration fee			25.00		0.00	
Shower			10.00	10.00	1.00	11.00
Stroller hire						
Hire Fee	per day		10.00	10.00	1.00	11.00
Deposit			10.00	10.00		10.00
CITIPLACE CHILD CARE CENTRES						
Long day care - full time	per week		430.00	475.00		475.00
Long day care - daily			115.00	125.00		125.00
Occasional Care - hourly			17.00	25.00		25.00
Occasional care - sessional (meal charges)			13.20	15.00	1.50	16.50
Late Pick Up Fee			27.50	30.00	3.00	33.00
Records Recovery Fee per individual request			150.00	150.00	15.00	165.00
Court Appearance Fee per day or part of			500.00	500.00	50.00	550.00
Consultative Fee per day			600.00	600.00	60.00	660.00
CITIPLACE COMMUNITY CENTRE						
Hire Fees						
Conference Room 1 large - Commercial Rate						
per hour			65.00	60.45	6.05	66.50
per half day			128.00	119.55	11.95	131.50
per full day			231.00	215.45	21.55	237.00
Conference Room 1 large - Concession Rate (community groups)						
per hour			33.00	30.91	3.09	34.00
per half day			65.00	60.45	6.05	66.50
per full day			126.00	117.73	11.77	129.50
Conference Room 1 small - Commercial Rate						
per hour			32.00	30.00	3.00	33.00
per half day			70.00	65.45	6.55	72.00
per full day			108.00	100.91	10.09	111.00
Conference Room 1 small - Concession Rate (community groups)						
per hour			15.00	14.09	1.41	15.50
per half day			31.00	28.64	2.86	31.50
per full day			52.00	48.64	4.86	53.50
Dining Room						
Commercial rate per hour			92.00	85.91	8.59	94.50
Concession Rate (community groups) per hour			46.00	43.18	4.32	47.50
Food Charges						
Breakfast - Bacon & Eggs			7.00	6.55	0.65	7.20
Salads			7.00	6.55	0.65	7.20
Beverages - Coffee			1.50	1.45	0.15	1.60
Beverages - Tea			1.30	1.27	0.13	1.40
Beverages - Milo/Milk			1.50	1.45	0.15	1.60
Beverages - Orange Juice			1.50	1.45	0.15	1.60
Toast - Plain			1.50	1.45	0.15	1.60
Toast - Raisin Toast			2.00	2.00	0.20	2.20
Muffins			1.50	1.45	0.15	1.60
Scones with Butter			1.30	1.27	0.13	1.40
Fruit Cake			1.50	1.45	0.15	1.60
Cakes			2.60	2.36	0.24	2.60
Slices/Tarts			1.80	1.73	0.17	1.90
Roast Dinner			7.70	7.27	0.73	8.00
Fish & Chips/Meat meals			7.70	7.00	0.70	7.70
Other Hot Meals			7.20	7.27	0.73	8.00
Sandwich - plate			3.80	3.55	0.35	3.90
Sandwich - container			4.00	3.64	0.36	4.00
Soup			3.00	2.73	0.27	3.00
Desserts			2.50	2.36	0.24	2.60
Fruit salad & Ice cream			2.60	2.36	0.24	2.60
Various food items at Market Prices			Market price + GST	Market price	GST is applicable	Market price + GST
Miscellaneous						
Wheelchair hire - per day	per day		7.00	6.36	0.64	7.00
Podiatry fees			23.00	24.00		24.00
Computer Training	per 1 hour session		3.50	3.18	0.32	3.50
Shoprider (mechanised wheelchair)						
Hire Fee	per hour		5.00	4.55	0.45	5.00
Deposit			50.00	50.00		50.00
ROD EVANS CENTRE						
Meals						
All meals (3 courses – Tea/Coffee)			12.00	13.64	1.36	15.00
Main			8.00	9.09	0.91	10.00
Soup			3.00	3.64	0.36	4.00
Dessert			3.00	3.64	0.36	4.00
Beverages						
Tea/coffee			0.50	0.91	0.09	1.00
Soft drink			1.00	1.36	0.14	1.50
Fruit juice			1.00	1.36	0.14	1.50
Takeaway meals						
3-course			12.00	11.82	1.18	13.00
Main only			8.00	8.18	0.82	9.00
Soup only Dessert			3.00	3.64	0.36	4.00
Dessert only			3.00	3.64	0.36	4.00
Delivered Meals						
3-courses			8.00	9.09	0.91	10.00

DESCRIPTION		Statutory Fee	2014/15 Fees and Charges (inclusive of GST where applicable)	2015/16		
				Fees and Charges (net of GST)	GST (if applicable)	Fees and Charges (inclusive of GST)
Frozen Meals						
Main			6.50	6.82	0.68	7.50
Soup			2.00	2.73	0.27	3.00
Dessert			2.00	2.73	0.27	3.00
All - 3 courses			10.00	10.91	1.09	12.00
Activities						
Fitness Class – per class			4.00	4.55	0.45	5.00
Bingo – per book	per book		2.00	1.82	0.18	2.00
Tai Chi – per class			5.00	5.45	0.55	6.00
Seniors Strength / Balance / Stretch – per class			4.00	4.55	0.45	5.00
Word Group	per session		1.00	1.36	0.14	1.50
Miscellaneous						
Photocopying – per copy			0.25	0.27	0.03	0.30
Phone calls – per call			0.50	0.45	0.05	0.50
Transport – one way			2.00	2.73	0.27	3.00
Dobblers			2.00	2.73	0.27	3.00
Podiatry			21.00	25.00		25.00
Room Hire						
Hire Fees						
Main Hall - Commercial rate						
per hour			62.00	60.91	6.09	67.00
Main Hall - Concession Rate (Community Groups)						
per hour			31.80	31.82	3.18	35.00
Craft room - Commercial rate						
per hour			30.80	31.82	3.18	35.00
Craft room - Concession Rate (Community Groups)						
per hour			14.90	18.18	1.82	20.00
Dining Room						
Commercial Rate per hour			91.30	85.45	8.55	94.00
Concession Rate per hour			45.20	42.73	4.27	47.00
COMPLIANCE SERVICES						
ENVIRONMENTAL HEALTH						
Food Handling Premises Fees						
Inspection Fees - Pro-rata quarterly commencing operations of food premise/business						
High Risk	Food Act 2008		750.00	750.00		750.00
Medium Risk			490.00	490.00		490.00
Low Risk			255.00	255.00		255.00
Inspection fees - Temporary Food Event			310.00	281.82	28.18	310.00
Notification Fees	Food Act 2008	S	50.00	60.00		60.00
Mobile Food Vendors Registration Fee			150.00	150.00		150.00
Environmental Health Officer Consultation Service Fee - per hour	Local Government Act		100.00	90.91	9.09	100.00
Outdoor Eating Licence Fees (Alfresco Dining)						
Application Fee	Alfresco Local Law/Policy in 2000		125.00	125.00		125.00
Central (per sq. metre)			150.00	136.36	13.64	150.00
Hay Street West (per sq. metre)			130.00	118.18	11.82	130.00
Sub Central and Northbridge (per sq. metre)			114.99	104.55	10.45	115.00
Northbridge Parking Embayment (per sq. metre)			80.00	72.73	7.27	80.00
General (per sq. metre)			80.00	72.73	7.27	80.00
Transfer Fee			70.00	70.00		70.00
Alfresco Impounding Fee - per premises	Local Govt Act 1995 (s. 3.46)		48.00	48.00		48.00
Alfresco Daily Storage Fee - per item			11.00	11.00		11.00
Lodging Houses Licence Fees						
Lodging Houses Licence Fees - per annum	Health Act		280.00	280.00		280.00
Certified copy of Lodging House Register		S	20.00	20.00		20.00
Transfer fee	Local Govt Act & Health Act		70.00	70.00		70.00
Other Licence Fees						
Offensive Trades	Set by Offensive Trades Fee Regulations. Maximum charge.	S	186.00	186.00		186.00
Morgue registration fees	Health Act. Approval by Council required for fee increase. There is no maximum charge set by the Legislation.	S	140.00	140.00		140.00
Late Payment Administration Fee	Local Govt Act. for Licences and Registrations Fees overdue. For each 30 days past due date	S	70.00	70.00		70.00
Change of ownership administration fee with inspection (food premises)			75.00	68.18	6.82	75.00
Change of ownership administration fee without inspection (food premises)			30.00	30.00		30.00

DESCRIPTION		Statutory Fee	2014/15 Fees and Charges (inclusive of GST where applicable)	2015/16		
				Fees and Charges (net of GST)	GST (if applicable)	Fees and Charges (inclusive of GST)
Health Promotions						
Swimming pool inspections - private pools	Maximum fee under the Local Government Act	S	55.00	55.00		55.00
Temporary Public Building Fees						
Public Building Approval for Outdoor Eating - scaled charge depending on participation.						
0 to 1,000 participants	Health (Public Buildings) Regulations 1992. The City has set the sliding scale.		165.00	165.00		165.00
1,001 to 2,500 participants			270.00	270.00		270.00
2,501 to 5,000 participants			545.00	545.00		545.00
more than 5,001 participants			1,085.00	1,085.00		1,085.00
Noise Approval at Outdoor Events (Assessment fee only applicable for major events and large multi storey developments)	Environmental Protection (Noise) Reg 1997 - Max Charge	S	500.00	500.00		500.00
Noise Monitoring Fee (per hour)			100.00	90.91	9.09	100.00
SEMI-PERMANENT/OCCASIONAL FOOD PREMISES INSPECTION FEE (INCL APPLICATION FEE) - Vendors have the option of an annual charge						
or a charge per inspection						
Annual Charge - Covers all events for the year	Local Govt Act 1995 (s. 3.46)		155.00	155.00		155.00
Per Event			70.00	70.00		70.00
Application fee for sub regulation 3 for noise pertaining to waste collection(specified events)	14A Environmental Protection regulations 1997	S	500.00	500.00		500.00
Application and processing fee for approval of a venue at which a number of notifiable events may be held during a specified period. Hourly rate			45.00	45.00		45.00
RANGER/SECURITY SERVICES						
Dog Control						
Registrations						
Sterilised - annual pensioner	Dog Act Maximum	S	10.00	10.00		10.00
Sterilised - annual adult		S	20.00	20.00		20.00
Sterilised - three years pensioner		S	21.25	21.25		21.25
Sterilised - three years adult		S	42.50	42.50		42.50
Sterilised - lifetime pensioner		S	50.00	50.00		50.00
Sterilised - lifetime adult		S	100.00	100.00		100.00
Unsterilised - annual pensioner		S	25.00	25.00		25.00
Unsterilised - annual adult		S	50.00	50.00		50.00
Unsterilised - three years pensioner		S	60.00	60.00		60.00
Unsterilised - three years adult		S	120.00	120.00		120.00
Dog Infringements						
Unsterilised - lifetime pensioner		S	125.00	125.00		125.00
Unsterilised - lifetime adult		S	250.00	250.00		250.00
Dangerous dog for one year		S	50.00	50.00		50.00
Impounding fees						
Non-perishable goods impounding administration fee (hourly rate)	Local Govt Act 1995		39.00	40.05		40.05
Impounded non-perishable goods storage fee (fixed fee 1 to 7 days)			20.00	20.00		20.00
Impounded non-perishable goods storage fee (additional daily fee 8 days +)			10.00	10.00		10.00
Littering - Dumping of Bulk Rubbish						
Clean Up Costs	Local Govt Act 1995.		100% of cost to Council + GST	100% of cost to Council + GST	GST is applicable	100% of cost to Council + GST
Administration Fee - in addition to Clean Up Costs			85.40	79.73	7.97	87.70
Fire Hazards						
Administration Fee (hourly rate)	Bush Fires Act 1954.		39.00	40.05		40.05
Inspection Fee Fire Hazards (Non-compliance with fire breaks order)			42.00	43.13		43.13
Surveillance						
CCTV copying of footage	per hour, minimum $60		60.00	56.02	5.60	61.62
CCTV Monitoring - External Organisations	per camera per month		950.00	909.09	90.91	1,000.00
PARKING SERVICES						
Final Demand Fee	Prescribed fee under Fines, Penalties, Infringement Notice Enforcement Act.	S	13.50	14.65		14.65
Fines Enforcement Registry Lodgement Fee		S	43.00	46.60		46.60
Lodgement Certificate Fee		S	11.50	12.45		12.45
Vehicle Detection Sensor Removal and Reinstatement Fee - per sensor / unit			150.00	145.45	14.55	160.00
Modified Penalties (Parking Infringements)						
Category 1	Parking Local Law		50.00	60.00		60.00
Category 2			50.00	75.00		75.00
Category 3			75.00	100.00		100.00
Category 4			100.00	120.00		120.00
Category 5			120.00	200.00		200.00
Category 6		S	200.00	300.00		300.00
Category 7				500.00		500.00
Workzone Fees - Per bay (or 6 meter length where bays are not marked)						
Daily Fee	No charge applicable on Sunday's		30.00	27.27	2.73	30.00
Monthly Fee			780.00	709.09	70.91	780.00

DESCRIPTION		Statutory Fee	2014/15 Fees and Charges (inclusive of GST where applicable)	2015/16		
				Fees and Charges (net of GST)	GST (if applicable)	Fees and Charges (inclusive of GST)
Parking Reservations and Permits						
Half day			30.00	27.27	2.73	30.00
Full Day			60.00	54.55	5.45	60.00
Half Day (non standard more than 100 bays)			24.00	21.82	2.18	24.00
Full Day (non standard more than 100 bays)			48.00	43.64	4.36	48.00
Half Day (permits)			22.50	20.45	2.05	22.50
Full Day (permits)			45.00	40.91	4.09	45.00
State Government / Utilities - Standard			30.00	27.27	2.73	30.00
State Government / Utilities - Non-Standard			24.00	21.82	2.18	24.00
Private Organisations - Standard			60.00	54.55	5.45	60.00
Private Organisations - Non-Standard			48.00	43.64	4.36	48.00
Community Events - Standard			30.00	27.27	2.73	30.00
Community Events - Non-Standard			24.00	21.82	2.18	24.00
Charity Events - Standard			30.00	27.27	2.73	30.00
Charity Events - Non-Standard			24.00	21.82	2.18	24.00
Emergency Services - Standard				0.00	0.00	
Emergency Services - Non-Standard				0.00	0.00	
Commercial Events - Standard			60.01	54.55	5.45	60.00
Commercial Events - Non-Standard			48.00	43.64	4.36	48.00
Perth City Works - Standard				0.00	0.00	0.00
Perth City Works - Non-Standard				0.00	0.00	0.00
Late change / cancellation fee (48 hours notice required)			50.00	45.45	4.55	50.00
External applicants replacement permits				22.73	2.27	25.00
Private Car Parking Property Assessment Fee	Title search & property inspection for new registrations of properties having car parking facilities		65.00	65.00		65.00
Private Property Signs			55.00	54.55	5.45	60.00
Private Property Infringement Cancellations	Parking Local Law	S	60.00	60.00		60.00
Towing Fees				360.00		
CUSTOMER SERVICES						
Parks and Reserves - Open Reserves (Wedding Licences)	per hour		95.00	89.09	8.91	98.00
Settlement Enquiry Fees (Orders & Requisitions)			90.00	84.09	8.41	92.50
Council House feature lighting (Special programming)			100.00	90.00	10.00	100.00
City of Perth Merchandise - contact Customer Service on 9461 3333						
Various items at Market Prices			Market price + GST	Market price	GST is applicable	Market price + GST
Photocopying A3 per copy			1.35	1.40		1.40
Photocopying A4 per copy			0.75	0.80		0.80
FINANCIAL SERVICES						
Current Budget document			100.00	100.00		100.00
Dishonour Fee			9.00	8.18	0.82	9.00
Dishonour Fee - Australia Post			15.00	13.64	1.36	15.00
Rates						
Property File Search - Ownership Enquiries			44.00	45.00		45.00
Street Rolls			205.50	211.00		211.00
Rating Statements			40.00	42.00		42.00
Late Payment Penalty Rate		S	11%	11%		11%
Instalment Interest - Two and Four Instalment Options		S	5.50%	5.50%		5.50%
Administration Fee - Both Instalment Options			45.00	45.00		45.00
Administration Fee - Arrangement for late payment (on each arrangement made)			42.00	45.00		45.00
Direct Debit Administration Fees			42.00	45.00		45.00
Rates database extractions on request (restricted to specified agencies)	per hour		120.00	109.09	10.91	120.00
Reprint of Rate Notices on request	per notice		6.50	9.09	0.91	10.00
Lodgement of Caveat		S	160.00	160.00		160.00
Administration fee for rates and services refund			25.00	22.73	2.27	25.00
Administration fee for debt clearance letter			35.00	31.82	3.18	35.00
Issuance of a S6.60 Notice			48.00	43.64	4.36	48.00
Notice of Discontinuance Administration Fee			70.40	50.00	5.00	55.00
Company Search Fee			9.00	9.00		9.00
Legal Document Preparation Fee				22.73	2.27	25.00
GOVERNANCE						
ELECTORAL						
Owner and Occupier Roll			25.00	25.00		25.00
INFORMATION SERVICES						
FREEDOM OF INFORMATION APPLICATION FEES - Prescribed under the Freedom of Information Act						
FOI Application fee		S	30.00	30.00		30.00
Advance Deposits						
Based on estimated charges which will be payable in excess of the application under section 18(1) of the FOI Act			25% of estimated cost	25% of estimated cost		25% of estimated cost
Processing charges	$30 per hour or pro rata for part of an hour		30.00	30.00		30.00

DESCRIPTION		Statutory Fee	2014/15 Fees and Charges (inclusive of GST where applicable)	2015/16		
				Fees and Charges (net of GST)	GST (if applicable)	Fees and Charges (inclusive of GST)
Photocopying charges						
Photocopying charges - processing time	$30 per hour or pro rata for part of an hour		30.00	30.00		30.00
Photocopying charges - per copy (Black and White A4)			0.20	0.20		0.20
Charge for time taken by staff to transcribe information	$30 per hour or pro rata for part of an hour		30.00	30.00		30.00
Charge of duplicating a tape, film, video or computer information			At Cost	At Cost		At Cost
Charges for offsite retrieval, delivery, packaging and postage			At Cost	At Cost		At Cost
ARCHIVE SEARCH FEES - archives older than 25 years						
Processing Fees	per hour or part there of		50.00	45.45	4.55	50.00
Charges for offsite retrieval, delivery, packaging and postage			At Cost + GST	At Cost	GST is applicable	At Cost + GST
Photocopying Charges (copies only - labour costs are included in the Processing Fee)						
- A3	per copy		1.35	1.23	0.12	1.35
- A4			0.75	0.68	0.07	0.75
LIBRARY SERVICES						
Photocopy charges						
Black and White A4			0.20	0.18	0.02	0.20
Black and White A3			0.40	0.36	0.04	0.40
Colour A4			2.00	1.82	0.18	2.00
Colour A3			3.00	2.73	0.27	3.00
Scanning to email account - per page			0.20	0.18	0.02	0.20
Production of archival documents			0.00	0.18	0.02	0.20
Reproduction of historical photos						
Handling fee for print copies			15.00	14.09	1.41	15.50
Fee per photograph - private			7.00	6.82	0.68	7.50
Handling fee for print copies - commercial use			30.00	28.18	2.82	31.00
Fee per photograph - commercial			7.00	6.82	0.68	7.50
Handling fee for electronic copies (on disk)			10.00	9.55	0.95	10.50
Handling fee for additional electronic copies (on disk)			5.50	5.45	0.55	6.00
Reproduction of Oral History Interviews						
Handling fee for electronic copies - sound recording (Private)				9.09	0.91	10.00
Handling fee for electronic copies - sound recording (Commercial)				18.18	1.82	20.00
Reproduction of transcript in document and digital format (Private)				15.46	1.55	17.01
Reproduction of transcript in document and digital format (Commercial)				29.09	2.91	32.00
Sale of History Book - "City of Light"						
Hardcover edition			20.00	19.09	1.91	21.00
Softcover edition			15.00	14.09	1.41	15.50
Deluxe edition			30.00	28.18	2.82	31.00
Postage and Handling			10.00	9.55	0.95	10.50
Sale of Library publications						
Books published by Library				At cost	GST is applicable	At cost + GST
Other charges						
Replacement membership cards			6.50	6.36	0.64	7.00
Printing per page from PCs			0.20	0.18	0.02	0.20
Library bags			1.00	1.82	0.18	2.00
Headphones for digital audio books			1.00	1.82	0.18	2.00
Cover charge - special events, author talks, workshops, seminars	per person		5.50	At cost	GST is applicable	At cost + GST
Book / film club membership	per month		5.50	6.82	0.68	7.50
Admin Fee						
Charge per item for items 5 or more weeks overdue			2.00	2.00	0.20	2.20
Charge per item for lost / damaged items (admin fee per item in addition to replacement / repair cost)			5.50	5.45	0.55	6.00
Room and Equipment hire						
Meeting Room 1	per hour (during Library opening hours)			27.27	2.73	30.00
Meeting Room 2				18.18	1.82	20.00
Meeting Room 3				18.18	1.82	20.00
Meeting Room 4				18.18	1.82	20.00
Meeting Room 5				18.18	1.82	20.00
Video conferencing unit	per booking			27.27	2.73	30.00
Auditorium bookings						
per half day (4 hours)				272.73	27.27	300.00
per full day				454.55	45.45	500.00
refundable bond - auditorium				272.73	27.27	300.00
Terrace bookings						
per hour	minimum 2 hours			181.82	18.18	200.00
refundable bond - terrace				272.73	27.27	300.00
Cancellation fee - for cancellation notified any time within and including 3 days prior to the event			50% of booking cost + GST	50% of booking cost	GST is applicable	50% of booking cost + GST

DESCRIPTION		Statutory Fee	2014/15 Fees and Charges (inclusive of GST where applicable)	2015/16		
				Fees and Charges (net of GST)	GST (if applicable)	Fees and Charges (inclusive of GST)
MARKETING						
BANNER HIRE FEES - BY LOCATION						
St Georges Terrace (William /Milligan Streets) - 11 Masts x 2 Banners						
Installation of banners - 1 week - total cost			595.00	568.18	56.82	625.00
Installation of banners - 2 weeks - total cost			883.00	841.82	84.18	926.00
St Georges Terrace (Barrack /William Streets) - 7 Masts x 2 Banners						
Installation of banners - 1 week - total cost			979.00	934.54	93.45	1,028.00
Installation of banners - 2 weeks - total cost			1,465.00	1,398.18	139.82	1,538.00
St Georges Terrace (Barrack Street / Victoria Avenue) - 10 Masts x 2 Banners						
Installation of banners - 1 week - total cost			595.00	568.18	56.82	625.00
Installation of banners - 2 weeks - total cost			883.00	841.82	84.18	926.00
Adelaide Terrace (Victoria Avenue / Bennett Street) - 13 Masts x 2 Banners						
Installation of banners - 1 week - total cost			702.00	655.45	65.55	721.00
Installation of banners - 2 weeks - total cost			1,058.00	988.18	98.82	1,087.00
Adelaide Terrace (Bennett / Plain Streets) - 14 Masts x 2 Banners						
Installation of banners - 1 week - total cost			373.00	348.18	34.82	383.00
Installation of banners - 2 weeks - total cost			565.00	527.27	52.73	580.00
Hay Street Mall - 8 Masts x 4 Small Banners						
Installation of banners - 1 week - total cost			651.00	620.91	62.09	683.00
Installation of banners - 2 weeks - total cost			1,166.00	1,112.72	111.27	1,224.00
Murray Street Mall - 4 Masts x 4 Small Banners						
Installation of banners - 1 week - total cost			289.00	275.45	27.55	303.00
Installation of banners - 2 weeks - total cost			430.00	410.00	41.00	451.00
Forrest Place - 6 Masts x 2 Banners						
Installation of banners - 1 week - total cost			356.00	331.82	33.18	365.00
Installation of banners - 2 weeks - total cost			543.00	506.36	50.64	557.00
William Street, Northbridge (between James and Francis Streets)						
Installation of banners - 1 week - total cost			543.00	506.36	50.64	557.00
Installation of banners - 2 weeks - total cost			809.00	755.45	75.55	831.00
Barrack Street (between Hay and Murray Streets) - Street Banner						
Installation of banners - 1 week - total cost			543.00	506.36	50.64	557.00
Installation of banners - 2 weeks - total cost			809.00	755.45	75.55	831.00
Kings Park Road - 13 Flag Poles						
Installation of flags - 1 week - total cost			380.00	354.54	35.45	390.00
Installation of flags - 2 weeks - total cost			567.00	529.09	52.91	582.00
Barrack Square - 8 Flag Poles						
Installation of flags - 1 week - total cost			209.00		0.00	
Installation of flags - 2 weeks - total cost			323.00		0.00	
Mounts Bay Road - 14 Flag Poles						
Installation of flags - 1 week - total cost			380.00	354.54	35.45	390.00
Installation of flags - 2 weeks - total cost			567.00	529.09	52.91	582.00
The Causeway - 7 Flag Poles						
Installation of flags - 1 week - total cost			187.00	174.54	17.45	192.00
Installation of flags - 2 weeks - total cost			283.00	263.64	26.36	290.00
William Street - 7 Masts X 2 Banners						
Installation of banners - 1 week - total cost			504.00	470.91	47.09	518.00
Installation of banners - 2 weeks - total cost			758.00	707.27	70.73	778.00
Northbridge Piazza - 7 Masts X 1 Banners						
Installation of banners - 1 week - total cost			187.00	174.54	17.45	192.00
Installation of banners - 2 weeks - total cost			283.00	263.64	26.36	290.00
Kings Park Road- 22 Masts X 2 Banners						
Installation of banners - 1 week - total cost			1,195.00	1,115.45	111.55	1,227.00
Installation of banners - 2 weeks - total cost			1,772.00	1,654.54	165.45	1,820.00
Wellington St - 7 Masts X 2 Banners						
Installation of banners - 1 week - total cost			979.00	914.54	91.45	1,006.00
Installation of banners - 2 weeks - total cost			1,466.00	1,368.18	136.82	1,505.00
HIRE OF THE MALLS, FORREST PLACE AND NORTHBRIDGE PIAZZA						
Hay & Murray Street Malls						
Hire Fee	per day		311.00	290.00	29.00	319.00
	per week		1,851.00	1,728.18	172.82	1,901.00
Application Fee			66.00	61.82	6.18	68.00
Forrest Place & Northbridge Piazza						
Hire Fee - Forrest Place	per day		1,426.00	1,331.36	133.14	1,464.50
Hire Fee - Northbridge Piazza	per day		583.00	545.45	54.55	600.00
Application Fee			66.00	61.82	6.18	68.00
Refundable Bond						
Provision of 3 phase power	per day		61.00	57.27	5.73	63.00

DESCRIPTION		Statutory Fee	2014/15 Fees and Charges (inclusive of GST where applicable)	2015/16		
				Fees and Charges (net of GST)	GST (if applicable)	Fees and Charges (inclusive of GST)
Discounts/concessions - applicable to base charge only						
Charitable Organisations	75% discount per day				GST is applicable	
Community Organisations/Groups	50% discount per day				GST is applicable	
Government Authorities	50% discount per day				GST is applicable	

Concession Definitions

Charitable Organisations: Organisations registered with the Charitable Collections Advisory Committee.

Community Organisations/Groups: Sporting and other types of recreational clubs, Parents & Citizen groups, Auxiliaries, Social Clubs, Special Interest Associations, etc., which are guided by a committee and constitution and could be eligible for incorporation under the Associations Act 1987.

Government Authorities: State/Commonwealth Government Departments and other semi government instrumentalities which provide a specific public service (e.g. Police Service, Water Authority, WA Fire and Emergency Services). Does not include Government Enterprise Services.

Commercial Organisations: Companies/individuals engaged in financial gain (e.g. Retail Outlets, Commercial Photographers, Manufacturers, Government Enterprise Services, Media Outlets, Trade Shows, Circuses, Event Promoters.)

NORTHBRIDGE PIAZZA COMMUNITY FACILITY						
Hire Fees - 30% discount on hire fees for Not for Profit organisations						
Community Room - Function Rates						
per hour			62.00	58.18	5.82	64.00
half day (up to 4 hours)			212.00	198.18	19.82	218.00
full day (up to 8 hours)			370.00	345.45	34.55	380.00
Additional Fees						
Community Space Room setup			42.00	39.09	3.91	43.00
Equipment hire - Projector			16.00	15.00	1.50	16.50
Refundable Bonds	Assessed amount					
OTHER CHARGES						
Product sampling						
Hire Fees	per day		455.00	425.45	42.55	468.00
Application Fee			66.00	61.82	6.18	68.00
Buskers permits (photo ID)			10.50	10.00	1.00	11.00
Street Entertainment - Single Person						
1 person - 1 month			25.00	23.64	2.36	26.00
1 person - 3 months			72.00	67.27	6.73	74.00
1 person - 6 months			145.00	136.36	13.64	150.00
1 person - 12 months			288.00	269.09	26.91	296.00
Street Entertainment - Group						
2 person - 1 month			31.00	29.09	2.91	32.00
2 person - 3 months			93.00	87.27	8.73	96.00
2 person - 6 months			187.00	175.45	17.55	193.00
2 person - 12 months			370.00	345.45	34.55	380.00
3 person - 1 month			37.00	34.64	3.46	38.10
3 person - 3 months			111.00	103.64	10.36	114.00
3 person - 6 months			223.00	209.09	20.91	230.00
3 person - 12 months			445.00	415.45	41.55	457.00
4 person - 1 month			43.00	40.45	4.05	44.50
4 person - 3 months			130.00	121.36	12.14	133.50
4 person - 6 months			260.00	242.73	24.27	267.00
4 person - 12 months			520.00	485.45	48.55	534.00
5 person - 1 month			50.00	47.27	4.73	52.00
5 person - 3 months			148.00	138.18	13.82	152.00
5 person - 6 months			295.00	275.45	27.55	303.00
5 person - 12 months			592.00	552.73	55.27	608.00
6 person - 1 month			56.00	52.27	5.23	57.50
6 person - 3 months			167.00	155.91	15.59	171.50
6 person - 6 months			334.00	311.82	31.18	343.00
6 person - 12 months			666.00	621.82	62.18	684.00
PROPERTY MANAGEMENT						
Council House foyer (for the use of a mobile display screen)	Refundable Bond		400.00	400.00		400.00
Assignment of Lease	plus 2% of annual rental above $30,000 per annum plus City's reasonable legal fees			750.00	75.00	825.00
Administration Fee - Variation of Lease	plus City's reasonable legal fees			750.00	75.00	825.00
Licence Agreement - Generic				250.00	25.00	275.00
Licence Agreement - Custom	plus legal charges where applicable			500.00	50.00	550.00

DESCRIPTION		Statutory Fee	2014/15 Fees and Charges (inclusive of GST where applicable)	2015/16		
				Fees and Charges (net of GST)	GST (if applicable)	Fees and Charges (inclusive of GST)
SUSTAINABLE CITY DEVELOPMENT						
City Planning Scheme 2 - Policy, Scheme, Precinct Plans, Scheme Maps			110.00	100.00	10.00	110.00
Total Cost of services for local planning scheme amendments in accordance with Schedule 3 of Planning and Development Regulations 2009	as per Approval Services	S	100% of cost to Council + GST	100% of cost to Council	GST is applicable	100% of cost to Council + GST
Photocopying						
A3	per copy		1.35	1.40		1.40
A4	per copy		0.75	0.80		0.80
Plan Copying - plan size - AO, A1 & A2						
1st copy			15.00	15.00		15.00
2nd to 5th copies each	per copy		11.00	11.00		11.00
Six or more copies (copied externally-applicant pays direct to external party)						

SCHEDULE 5

Images and details for items to be de-accessioned from the City of Perth Art Collection

Acc No.	Artist *Title* Year Media	Year Acquired	Valuation	Image
69	C.S. BARDWELL-CLARKE *Untitled [Portrait, The Hon JT Franklin CMG MLC Mayor of Perth 1923-1929, First Lord Mayor of Perth 1929 - 1930]* Duplicate electronic record of photograph	Unknown	$800	
117	Christian TOWNSEND *City Beyond Time* 1996 Photograph 48.5 x 35 cm	1996	$200	
291	C.S. BARDWELL-CLARKE *The Hon. Sir George Shenton KB MLC, 1880* Original photograph 1880 Reproduction photographic print	1998	$750	
		Total	**$1,750**	

4 May, 2015

Mr Gary Stevenson PSM
Chief Executive Officer
City of Perth
Level 8
Council House
27 St Georges Terrace
PERTH WA 6000

Dear Gary,

RE – Perth Public Art Foundation

Further to our meeting on the 17th March 2015 during which discussed continued partnership between the City of Perth and the Perth Public Art Foundation, I have pleasure in submitting our formal request for funding.

I attach an Acquittal Report for the current partnership which includes our Request for Funding.

I also attach, under separate letter, the Board's request for the continued employment of Nathan Giles.

The principal partnership with the City of Perth has provided critical support for the Perth Public Art Foundation during our formative transformation. I would like to acknowledge the vision of the City and Council in supporting the Foundation as part of their overarching public art strategy.

We are inspired by the impact and contribution we have made to the City's cultural narrative and we look forward to continuing our partnership to further enrich our city's cultural life.

Should you require any further information or clarification, please do not hesitate to contact me as required.

Yours sincerely,

Mario D'Orazio
Chairman

PERTH PUBLIC ART FOUNDATION
Business Plan

SCHEDULE 7

INDEX

1. EXECUTIVE SUMMARY

1.1 - *About the Perth Public Art Foundation*
1.2 - *How Arts benefit the Community*

2. STRATEGIC FRAMEWORK

2.1 - *Organisation Purpose*
2.2 - *Vision*
2.3 - *Goals*
2.4 - *Organisation Operating and Funding*

3. PARTNERSHIP and FUNDRAISING

3.1 - *Partnership and Fundraising*
3.2 - *Operational Plan*

4. PROJECTS

4.1 - *Projects*
4.2 - *Projects - 2013*
4.3 - *Projects - 2014*
4.4 - *Projects – 2015 and beyond*
4.5 - Projects - *Long Term*
4.6 - *Operational Plan*

5. OPERATIONS

5.1 - *Operations*
5.2 - *Financial*
5.3 - *Governance*
5.4 - *Communications and Public Relations*
5.5 - *Operational Plan*

6. CONCLUSION

1. EXECUTIVE SUMMARY

1.1 About the Perth Public Art Foundation

The Perth Public Art Foundation is a unique organisation independently structured to develop partnerships that invest in cultural endeavour

The need for a vibrant cultural life was voiced loudly by the Perth community during extensive research and consultation undertaken by the City of Perth when developing *Vision 2029+, the City's* Strategic Community Plan. During this process residents and stakeholders expressly demanded a place for art in their city.

A capital City plays a leading role in developing opportunities for artistic collaboration and for artists to interpret contemporary life and present innovative ideas universally accessible for our socially and culturally diverse communities. *Vision 2029+* responds to this ambition and aims to establish Perth as a leader in the development of artistic activity and in nurturing a sustainable, culturally vibrant, international city.

The need to support artistic collaboration must stretch beyond the typical Government funding opportunities in order to be sustainable in the long term. When Government funding is decreased, it is usually the creative industries that suffer the most. One only has to look at the history of Government funding, including the privatisation of Government agencies, to appreciate the financial pressure placed on Government and the ebbs and flows the creative industries must endure.

The Perth Public Art Foundation (PPAF) is a philanthropic charitable organisation charged with the aim of developing partnerships to realise public art projects. Funded through a principal partnership with the City of Perth, the PPAF aims to interact and inspire communities through development of public art projects that support education, personal development, history, imagination and creativity whilst opening conversations about issues relevant to our communities lives. The PPAF audience is valued as both participants and spectators all of whom are or will become responsible and active citizens shaping the society in which we all live. Our audience includes young people, children, families, residents, local, regional, national and international visitors, business and the cultural and creative industries.

As a not-for-profit organisation, the PPAF is registered as a Cultural organisation with the Department of Commerce WA and enjoys a deductible gift recipient status through the Australian Taxation Office as covered by Items 1 & 4 of the table in section 30-15 of the Income Tax Assessment Act 1997. The organisation is regulated by the Australian Charities and Not-For-Profit Commission and defined by the Commonwealth of Australia Charities Act (2013), the Australian Taxation Office Income Tax Assessment Act (1997), the Associations Incorporations Act (1987) and the Perth Public Art Foundation Constitution. The PPAF is a Member of the Chamber of Arts and Culture (WA) and the Fundraising Institute of Australia.

The organisation is governed by a Board of Directors from the professions with current membership including -

Patron	-	The Right Honourable, the Lord Mayor Lisa Scaffidi
Chair	-	Mario D'Orazio, Managing Director of Channel 7 Network Perth
Governing Board Members	-	Gary Giles, Senior Interior Designer, Cox, Howlett and Bailey Woodland; Adrienne Parker - Partner, Norton Rose Fulbright; Steve Woodland, Director, Cox Bailey Howlett and Woodland; Reece Harley – Program Director, Australian Indigenous Mentoring Experience (AIME) & Councilor, City of Perth; Paul Italiano – Chief Executive Officer Western Power Corporation

In late 2013 the Foundation embarked on radical transformation positioning itself as an independent organisation that advances partnership with business, government and through philanthropic programs to realise public art projects. As part of this transformation The PPAF and City of Perth entered a Principal Partnership which facilitated the employment of the organisations inaugural General Manager to oversee development of the a new vision for the PPAF and its activities.

Supporting the City of Perth's goals in creating a vibrant and culturally diverse community, the PPAF Business Plan is an evolution from a single focused to a multifaceted organisation with 3 key goals each critical to the long term success.

The Plan includes strategic and operational frameworks with tools for measurement that ensure compliancy, transparency and a vision for achieving a model for sustained business and artistic collaboration.

The goals include –

- ***Partnership and Fundraising***
  Advance partnership with business, government agencies and through philanthropic programs to realise landmark public art projects

- ***Projects***
  Develop innovative projects and cultural collaboration that invest in human capital and supports our City's cultural narrative

- ***Operational***
  Establish the organisation as a leading not-for-profit Public Art Foundation that advocates industry standard best practice process, transparency and compliance

A city without a flourishing artistic and cultural life would be a poor place indeed
artists celebrate and enrich a city and contribute to our sense of identity and sense of place

1.2 How Arts benefit the community

Arts are vital to the lifeblood of any city. Through art we can shape and educate our community whilst opening alternative avenues by which to inspire and question. The arts are a powerful vehicle of communication, a way to express visions that are often beyond the capacity of words and a medium for cultural enlightenment. Public Art plays a role in supporting this narrative whilst engaging a diverse range of audiences and offering a non-threatening way to express, educate, connect, heal and celebrate.

Knowledge of the arts is an indispensable basis for enlightened citizenship in an increasingly complicated world. Responses to critical events locally and worldwide are just one reminder of the essential role that the arts play in exploring the emotional dimensions of experience and in shaping the way people engage and react.

Communities throughout the ages have expressed themselves through art. The wall paintings of early Australian Aboriginal people, the engravings of ancient Egypt and the modern art of today all tell us something about both the people who created them, the societies they live(d) in and the communities they wish to create. Public Art has often been at the core of relationship development between individuals, communities and nationalities with many of the world's most iconic public artworks such as the Eiffel Tower and the Statue of Liberty being realised through the spirit of humanity and community gift giving, thereby bringing communities of differing worlds and cultures together through a shared common goal.

Developing a contemporary interpretation of the contribution public art makes to the urban landscape of a city requires careful consideration of the specific context, the evaluation of artistic options, teamwork among contributing professionals, key partnerships and carefully planned framework and staging. The inclusion of landmark public artwork commissions, exhibitions, temporary and ephemeral installations, strategic partnerships and associated events are integral to achieve a well-developed public art vision.

The economic contribution that cultural and creative activity adds in Australia is well documented with 2014 Australian Bureau of Statistics figures reporting the creative industries contribute an estimated $86.8billion or 6.9% of Australia's Gross Domestic Product with an estimated 972,000 people whose main employment or occupation is within the creative industries with over 165,000 organisations trading as an organisation supporting the creative industries.

The PPAF is a unique organisation independently structured to develop partnerships that supports community engagement, invests in human capital and supports the cultural narrative. The Principal Partnership the PPAF has with the City of Perth is of critical importance and ensures that all funds raised to develop specific projects directly supports the said project and is not used to fund the organisation.

This innovative partnership also provides access to artistic specialists and curatorial resources which ensure projects developed by PPAF are conceptualised with artistic rigor and add to the cultural narrative of our City. Our status as a deductible gift recipient charitable organisation also provides taxation benefits to donors and project partners.

The arts are a powerful vehicle of communication, a way to express visions that are beyond the capacity of words and a medium for cultural enlightenment

2. STRATEGIC FRAMEWORK

2.1 ORGANISATION PURPOSE

The Perth Public Art Foundation is a not-for-profit charitable cultural organisation dedicated to developing partnership through philanthropic programs to realise public art projects for the benefit of the community.

2.2 VISION

To provide a sustained business model for artistic collaboration through partnership with business, government and philanthropic activity that permits the engagement of the most creative individuals to develop innovative public art projects.

2.3 GOALS

The PPAF aspires to cultivate and sustain a long term vision. To achieve this vision we have implemented a Business Plan which includes three key goals that support the organisations core business - Partnership and Fundraising, Projects and Operational.

To offer a platform for implementation and a tool for measurement and evaluation each key goal is supported by an operational plan of activities with measurement indicators that ensure the PPAF remains on track to achieve its goals and long term vision.

PARTNERSHIP and FUNDRAISING

Advance partnership with business, government agencies and through philanthropic programs to realise landmark public art projects

PROJECTS

Develop innovative projects and cultural collaboration that invest in human capital and supports our City's cultural narrative

OPERATIONAL

Establish the organisation as a leading not-for-profit Public Art Foundation that advocates industry standard best practice process, transparency and compliance

Financial	-	accountability and transparency
Governance	-	regulatory compliance, consistent management, cohesive policies, best practice and clear process
Communications and PR	-	develop public relations and promotional opportunity to support the aims and goals of the PPAF

2.4 ORGANISATION OPERATING and FUNDING MODEL

The PPAF derives income from a variety of sources for both the organisation and commissioned projects including fundraising, corporate partnership, donations and in the longer term, bequests. The PPAF is supported by a Principal Partnership with the City of Perth that supports all costs associated with running the organisation. This in turn ensures all funds raised for a specific project, be it donations or corporate partnership, are directed to that project and not used to fund costs associated with running the organisation.

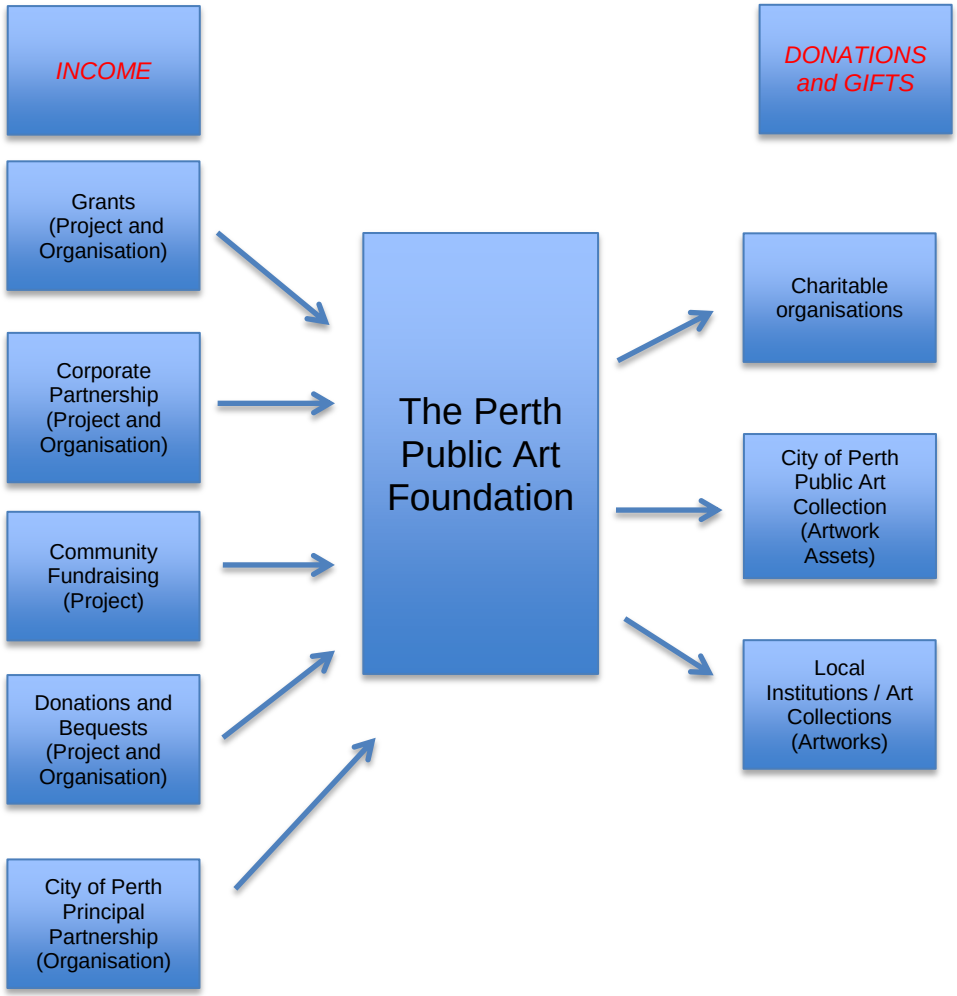

PARTNERSHIP and FUNDRAISING

3. PARTNERSHIP and FUNDRAISING

3.1 Partnership and Fundraising

Advance partnership with business, government agencies and through philanthropic programs to realise landmark public art projects

Developing partnership and implementing fundraising programs will form the core funding for projects undertaken by the PPAF. Establishing mutually beneficial partnerships, not just sponsorships, but partnerships that support shared community engagement goals will be paramount in considering project partners. It is through such collaborations that PPAF will provide a significant value add to the community whilst setting a benchmark for business and arts collaboration. This in turn will drive development of a sustained model for business and arts collaborations whilst investing in our people and City.

Partnership and investment in PPAF will ensure the successful delivery of vibrant public art projects, projects that will inject significant cultural and education value into the community, providing place activation whilst creating opportunities for artists and the creative industries. Tailored fundraising strategies will be developed in collaboration with our partners to provide mutually beneficial outcomes with funds raised administered and receipted through the PPAF which will offer donors a tax deductible benefit through our deductible gift recipient status.

Some of the fundraising initiatives that will be implemented to support projects include -

- *Community Fundraising*
  Project specific community fundraising campaigns eg: crowd-funding

- *Corporate Sponsorship*
  Identify businesses that have a direct relationship with the project or the organisation to secure partnership

- *Institutional Funding*
  Identify Government agencies for additional funding to support projects and the organisation

  Workplace Giving
  Establish workplace giving initiatives with major corporate funding partners

- *Bequests*
  The establishment of a bequest program

3.2 Partnership and Fundraising – Operational Plan and Key Performance Indicators

Goal	***Strategy***	***KPI***	***Delivery / Target***		
GOAL *Advance partnership with business, government agencies and through philanthropic programs to realise landmark public art projects*			***2013***	***2014***	***2015***
Advance partnership with business, government and through philanthropic programs to realise landmark public art projects	Implement fundraising programs for approved projects	Achieve corporate partnership and/or project fundraising targets, Board approval, stakeholder approval	See project plan for deliverable dates	See project plan for deliverable dates	See project plan for deliverable dates
	Actively identify and apply for Institutional, Business and Government Funding opportunities	Achieve funding submissions from business partners, agencies and organisations, Board approval	See project plan for deliverable dates	See project plan for deliverable dates	See project plan for deliverable dates
	Develop prospect research to support capital fundraising campaigns	Achieve funding targets for projects	See project plan for deliverable dates	See project plan for deliverable dates	See project plan for deliverable dates
	Develop and manage the PPAF / City of Perth partnership	Achieve MOU objectives, Continued Partnership beyond 2015	Ongoing	Ongoing	Ongoing
	Develop well-structured partnership and case for support proposals	Achieve funding submissions, fundraising targets, Board approval	Per project	Per project	Per project

	Build a CRM/Database of Partners, Members, Donors and Collaborators	When implemented, Board approval	Implemented – July 2013	Ongoing	Ongoing
	Develop, cultivate and maintain relationships with all stakeholders	Well managed donor relations and stewardship, Board approval	Ongoing	Ongoing	Ongoing
	Identify and secure funding partners to support operational needs PPAF	Confirmation of partnership	N/A	N/A	Ongoing – refer Partnership Management Plan
	Implement online fundraising and donations process and capability	Board approval / implemented	N/A	N/A	May 2015
	Develop partnership, sponsorship and commissioning contracts and agreements for all project/stakeholders	Board approval, legal sign-off	Implemented	Ongoing	Ongoing
	Identify and implement fundraising Committees, recruiting Patrons and manage all fundraising campaigns and relations	Board approval	N/A	Commenced	Ongoing
	Service all Sub-Committees, working groups and fundraising committees associated with projects and campaigns	Board / Committee approval	Ongoing	Ongoing	Ongoing
	Develop funding strategy to secure future organisational partners	Board approval	N/A	N/A	Commence strategy development in late 2015

PROJECTS

4. PROJECTS

4.1 Projects

Develop innovative projects and cultural collaboration that invest in human capital and supports our City's cultural narrative

The PPAF will implement a program of innovative public art projects that showcase our state, people, culture and heritage whilst animating and activating the public realm. Our projects will include temporary, ephemeral and permanent landmark public art projects. Public spaces will be complemented by a strong public art agenda that includes adventurous and challenging works by local and international artists.

The opportunity to support the transformation of our City through public art projects will be approached as a means to add to our City's cultural fabric that not only enhances the pedestrian experience but one that supports the long term vision of transformation.

Our projects will support education, personal development, history, imagination and creativity whilst opening conversations about issues relevant to our community. We will implement public art of the highest standard that illuminates, entertains and contests whilst experimenting with new ways to respond to, engage with and challenge our audiences.

Our projects will support investment in human capital and community engagement with goals of access, interaction and assignation, creating opportunities that permit all members of the community no matter what socio-economic or physical (dis)advantage background an opportunity to access and participate.

Our projects will be funded independently, in partnership and through the implementation of fundraising programs and managed through implementation of project plans in consultation with our stakeholders, the community, the creative industries and project partners.

Artworks will be artistically informed by industry professionals and selected by leading curators and arts professionals who will constitute various arts advisory committees and reference groups. This will ensure the production of world-class public art developed with the highest artistic rigour and the achievement of mutual outcomes for all stakeholders.

4.2 Projects – 2013

Project 1

4.2.1 Channel 7 Telethon Trust – PPAF Telethon Project

Following the submission of a grant application in September 2012, the PPAF was successful in securing $92,000 grant from the Channel 7 Telethon Trust. The grant permitted the implementation of a multi-faceted project that commissioned 3 sculptural artists to create high quality public artworks that were auctioned with the proceeds donated to the Telethon fundraising appeal. The artworks were informed by and engaged the voice of children specifically those who are familiar with ill health through a series of workshops undertaken by the artists with groups of children from Princess Margaret Hospital, The Mosman Park Deaf and Disabled School for Children, Livewire, Ward 7-Teen, Bentley Health Campus as well as a series of one on one ward and beside sessions at Princess Margaret Hospital.

The entire creative process was investigated, monitored and evaluated by child health researchers through the workshops, interviews and various assessments which resulted in the development of a publishable report on impact engaging children suffering severe ill health in creative activity has on their imagination, engagement, growth and development.

The key aims of this project were -

- To commission recognised artists to produce a series of sculptural works
- The production of high quality, project relevant, collectable and engaging works
- To commission expert researchers and make publically available research on the impact engaging children suffering severe ill health in creative activity has on their imagination, engagement, growth and development.
- To realise financial success at auction to support the telethon Fundraising Appeal for Child Health Research
- Through partner and stakeholder feedback, realise this project as an overall success to support ongoing partnership with the Telethon Trust

A total of $28,850 was raised through the auction of the artworks with over $45,800 of work donated to through the Federal Government Cultural Gifts Program to the Mosman Park School for the Deaf and Disabled, the Sir Claude Hotchin Art Collection @ Royal Perth Hospital, the Fiona Stanley Children's Hospital and St John of God Hospital Murdoch, all of whom engage their young patients in art and medical therapy programs.

This project was also support by in-kind contributions from the City of Perth and Artsource.

4.3 Projects – 2014

Project 1

4.3.1 The Resources Tribute

In November 2014, the PPAF implemented a capital fundraising campaign aimed at the resources sector with a target to secure $1.5Million of funding to develop a landmark public artwork, tentatively titled *The Resources Tribute. The Resources Tribute* public artwork will ultimately achieve to two key goals –

- Recognise the role the resource sector has played in the development of Western Australia;
- Offer a place of celebration and contemplation for those who have been injured or suffered loss of life as a result of their or their families' role in the sector

The Resources Tribute fundraising campaign will include a combination of corporate partnership, private giving and community fundraising. *The Resources Tribute fundraising campaign* is led by two of the sectors preeminent individuals - Mr George Jones (Mining), Chairman of Sundance Resources LTD and Mr Keith Spence (Oil and Gas). Both Mr Jones and Spence will act as Co-Patrons for fundraising campaign. Two key committees have been established to drive this project including the Project Working Party and the Fundraising Committee which includes – George Jones (Chair), Keith Spence, Tim Cooper - APACHE Corporation, Adrienne Parker – Norton Rose Fulbright, Lisa Scaffidi – Lord Mayor City of Perth, Ian Fletcher – Miners' Tribute, John Langford – Diggers and Dealers and Nathan Giles - PPAF.

See detailed Project Plan

Project 2

4.3.2 Legal Project

Chronicling legal history is an indispensable key to understanding how governments, societies and individuals have formally resolved their difficulties whilst offering an opportunity to highlight how the Law has changed and evolved and how closely connected it is to the development of civilisation, social history and the community to which it responds.

The PPAF has held preliminary discussions with the Chief Justice of Western Australia the Hon Wayne Martin AC, to present a public art project that showcases the legal history of Western Australia and seek his advocacy and support to apply for seed funding to complete phase one – scoping the project. The project will provide educational benefits to the community whilst gentrifying two public spaces in Perth's business district – Supreme Court (northern precinct) and Stirling Gardens (pathways). It is expected the project will commence in late 2015 following successful funding application to Lotterywest. It is envisaged the project would be ultimately funded through a philanthropic program aimed at the legal fraternity and include corporate partnership, government funding and private giving.

See detailed Project Plan

Project 3

4.3.3 Channel 7 Telethon Trust – PPAF Telethon Project

Following submission of a grant application in September 2013, the PPAF were nominated as a 2013 Telethon Beneficiary and secured a $44,000 grant from the Channel 7 Trust. The grant enabled the commissioning of an emerging visual art and the engagement of teenagers experiencing severe mental health disorders. The PPAF collaborated with a national mental health organisation, *headspace* that were established in 2006 and are funded by the Commonwealth Government of Australia. Their primary focus is the mental health and wellbeing of young people. They are a community based organisation that support youth suffering with a range of mental health issues including depression, anxiety, eating disorder, psychosis, self-harm and alcohol and drug abuse. We developed an artist in residence program that engaged 20 patients over a 12 week period in a series of workshops and creative exchanges. The workshops were held from 3.30pm – 6.00pm and attended by both male and female participants with 40% male and 60% female with ages ranging from 11 years to 17 years.

Two of the artworks developed by the participants PUZZLEMAN and 5 x Collage works were auctioned at the 2014 Lexus Ball with $14,000 donated to the Telethon Fundraising Appeal which supports child health research. The artworks were presented for auction not on the basis of the successful donor taking them home, but on the understanding that the artworks would be permanently installed in *headspace* the venue from which the works were informed and developed thereby providing and ongoing point of education, reference and pride. In response to his involvement with the project and following workshops about POTENTIAL and GOAL setting, the artist created a smaller work – SPRAY CAN - which was installed on a purpose made shelf with the words *CREATIVE POTENTIAL* laser cut into the can. The Artist also created a MOOD WALL, a series of 5 resin skull artworks. The skull, being both a metaphor for mortality and a symbol was chosen by the participants, following a workshop which taught the participants how to correlate emotional states with color and how to creatively use color as another communication tool to express emotions.

See detailed Project Plan

Project 4

4.3.4 perthFLUX

Perth is a city reshaping itself. Streetscapes and laneways are being redesigned through major developments and an influx of visitors and residents are supporting a once in a decade re-development of Perth's CBD. The results will permanently change our City skyline and street scapes from a once linear landscape to one that has a direct relationship with the Swan River. These changes create opportunity to think about the way in which our 'new' City should engage with its communities and how public art can factor into this dialogue. Everyday landmarks are surrounded by swirling reconfigurations of building forms, uses and pedestrian trajectories. Permanent artworks serve as pivots in the landscape around which communities navigate their lives. In contrast, temporary and ephemeral artworks address the 'here and now' whilst enlivening spaces and giving enhanced opportunity for people to interact and be directly engaged. Such artworks can supply the dynamism needed to fuel cultural growth whilst enriching the pedestrian experience and gentrifying our City. As a city in flux, artistic responses can embrace the energy of urban living or they can make us think again about the mutable world that we live in.

PPAF have developed a curatorial program of temporary and ephemeral works that will be realised over the next two years, commencing mid-2015 and concentrating on the Barrack Street precinct. This precinct is currently under transformation with planned changes by the City of Perth to enhance this street, make two-way traffic from the River to the Wellington Street which over time will become one of the promenades of the future as Perth changes from a linear development to one that has a relationship with the Swan River through to the Cultural Centre. The projects within this program will be scheduled in conjunction with the work by the City of Perth. Discussions about this program have been held with Urban Design and Arts and Culture at the City of Perth. The perthFLUX program will include a number of projects including –

Interchange – Trade

Site based outdoor project of medium size that has two core components including a temporary artwork and a manifestation through the PPAF website. The aim of this project is to generate interaction and engagement with the pedestrian traffic and an installed image or sculpture whilst creating engagement with the PPAF website. This project taps into current trends of laneway art and 'the selfie' and how the two interact with a specific backdrop and manifest in a virtual environment. The expression of interest has been disseminated and a shortlisted agreed upon. The selection panel includes the City of Perth Public Art Project Officer – Asheligh Whyte, Art Consultant and City of Joondalup Public Art Co-ordinator –Gemma Ben-Ary and General Manager PPAF Nathan Giles.

This project will be realised by April/May 2015.

Tone – Small interventions of Sound within City spaces

The sound of a crowd of silent people crossing a large intersection on the walk signal is the staccato echo of high heeled shoes on hard bitumen. What are other noises hidden in the architecture of our urban landscape? This project would involve the sonification of forgotten spaces, temporary interventions in laneways, underpasses, parks,, vents, holes, cracks or hidden doorways that play on our senses and take us somewhere other than the current environment capturing the imagination of pedestrians as they go about their day to day business. The expression of interest for this project is in development.

Turn – Ephemeral Road Artworks

Using temporary road marking materials such as tapes, chalks, and/or water based pigments, artist respond to the City by altering the colour of road surfaces to create artworks based on current themes such as – the disappearance of cars in the future; the flow of underground water; the forgotten tribes of era's gone by; current political debates and/or abstract designs. The expression of interest for this project is in development.

Radiant – Light as Flux – moving light project

Light projects in urban landscapes can be a very dramatic way of animating a unused space whilst engaging a pedestrian audience whilst particularly targeting the City's night time economy. The use of animated imagery that inspires, references history or topical issues or simply illuminates can have significant impact and exposure. The expression of interest for this project is in development.

See detailed project plan

Project 5

4.3.5 Branding Project

In early 2014 the PPAF was renamed. Following formal confirmation from the Department of Commerce, we have commenced a rebranding project. This project will include development of a new logo, an inaugural website with capability for online donations and development of marketing and stationary collaterals.

The branding project is expected to be funded through a grant from Lotterywest, as part of their Information Technology and Web grants stream. Confirmation of the grant will be received in April 2015, with expected completion of the branding project in May 2015.

***4.4 Projects* – 2015, 2016, 2017**

Project 1

4.4.1 Legal Project – continuation

This project will continue throughout 2015, 2016 & 2017.

Project 2

4.4.2 The Tribute

The Tribute will continue throughout 2015, 2016 and 2017.

Project 3

4.4.3 perthFLUX

perthFLUX will continue throughout 2015 and 2016.

Project 4

4.4.4 'The Telethon Public Artwork' - Australian Capital Equity

Telethon is an integral part of the rich tapestry that defines Western Australia and is an intrinsic component in the lives of all West Australians. The PPAF has sought to continue its support of Telethon but extend and broadened the opportunity to support the PPAF vision of developing partnerships to realise landmark public artworks. A partnership proposal has been presented to the Australian Capital Equity (ACE) as requested by members of the Telethon Trust who are also connected to ACE.

The proposal aims to collaborate with ACE as principal partner in the development of a landmark public artwork inspired by the Kids of Telethon that encourages community engagement and results in the development of a permanent public art legacy showcasing Telethon. The project would see the artwork inspired and informed by the Kids of Telethon through the Princess Margaret Hospital Artist in Residence Programme (PMH – AIR) and result in an iconic landmark public artwork installed in the King's Square, on Telethon Avenue, in the Perth CBD.

Kings Square will be an active, mixed-use area attracting a substantial new-generation workforce and residential population, as well as being a hub for commuters and both tourism and leisure markets. As a responsive, flexible and sustainable environment, it will be a benchmark of high-quality development and space activation of international calibre. It forms one of the major components of the West Australian Governments wider Perth City Link project, which will reconnect the CBD with Northbridge for the first time in over 100 years. The area will be a multi-functional, dynamic and vibrant urban environment and is a keystone in the significant infrastructure changes currently being developed through our City which demonstrates Perth's 21st century aspirations, capacity and identity as a thriving international city.

The project would be funded primarily through corporate partnership with ACE with an opportunity to engage the general public through a fundraising campaign a well as the prospect to seek another business partner to deliver the project. The artwork would be conceptualised through a three month residency with PMH-AIR during which the chosen artist would facilitate a series of workshops and information sessions with patients to inspire and inform the final artwork.

As part of the artistic design process the chosen artist would complete a series of drawings, study's, maquettes and models that would inform and represent the final artwork. This body of work will be made available for auction at the 2016 Lexus Ball with expectation that the Collection of drawings, study's, maquettes and models would be gifted to the City of Perth public Art Collection. Discussions are continuing about this project / proposal.

Project 5

4.4.5 The What if Project

The *'What if Project'* is in very early stages of conceptual development. This project aims to seek community input on what the public art of Perth could/should look like. This project would be in collaboration with the City of Perth and as yet the parameters are still be defined.

Funding ($75,000) has been broadly earmarked in the City of Perth Public Art Strategy and 4 Year Project Plan/Budget due for consideration and approval by the City of Perth Council in mid-late 2015. Upon adoption of the CoP Public Art Strategy, the PPAF will work with the City of Perth to confirm the allocated funds and develop the scope for this project.

Project 6

4.4.6 Branding Project

The PPAF branding project will continue throughout the first half of 2015.

4.5 Long Term Projects

Project 1

4.5.1 Bicentenary Project 2029

In 2029 Perth will celebrate the Bicentenary of the Foundation of Perth and the Swan River Colony. The Lord Mayor and PPAF Patron has identified an opportunity to celebrate this milestone through the commissioning of an iconic public artwork as a gift to the State of Western Australia.

This statement has the potential to become an iconic symbol immediately placing Perth on the international map. The final design, which may be determined through a world-wide competition or other community outreach ideas, could offer our State a declaration and representation of our history, our future and the relationship our State and people have with the Swan River and indigenous and non-indigenous histories and cultures.

It is envisaged the project will be funded by both corporate partnership and a state-wide community fundraising campaign with additional support from the State and Federal Governments. Stage one of the project will commence with the development of the Feasibility Study and Engagement Plan that includes establishment of a 'Bicentenary Project Committee' with representation from the Premier's Office, State Government, industry, community, arts, fundraising and other relevant stakeholders/industries. Extensive public consultation and community engagement will be required to suitably engage the community in such an iconic project. It is important that the people of Western Australia 'own' this project and drive its development and overall success. Their engagement and voice needs to be heard and who must have input into this iconic world-wide statement.

Key elements of the Feasibility Study and Engagement Plans will include -

- Project Scope
- Media Strategy
- High profile project advocates
- Establishment of a Bicentenary Project Committee and terms of reference
- Major financial pledges from high profile / net worth individual(s)
- Corporate Partnership Strategy
- Public Fundraising Strategy
- Fundraising Campaign marketing materials and campaign brochure

The Perth Public Art Foundation and the City of Perth have commenced preliminary discussions about the project and earmarked Phase One funding in the Public Art Strategy / 4 Year Action Plan for due consideration and approval. The funding, $50,000, will provide funds to commence Phase One of the project – The Feasibility Study. Following confirmation of funding, the feasibility study will commence in collaboration with the City of Perth in late-2015 with an expected completion date of June 2016. In the meantime preliminary discussions with the Premiers Office and media articles have been developed to begin to feed the Community with information about this project and gauge their appetite.

4.6 Projects – Operational Plan and Key Performance Indicators

Goal	***Strategy***	***KPI***	***Delivery / Target***		
GOAL *Develop innovative projects and cultural collaboration that invests in human capital and support our City's cultural narrative*			***2013***	***2014***	***2015***
Develop innovative projects and cultural collaboration that invests in human capital and supports our City's cultural narrative	Implement projects using best practice, talent, curatorial values and industry standards	Per project and Board evaluation	Per project	Per project	Per project
	Implement advisory panels and committees to inform and manage projects as required	Board approval	Per project	Per project	Per project
	Implement quality marketing collaterals to best represent fundraising campaigns, projects and funding partners	Board approval	Per project	Per project	Per project
	Ensure transparency and compliancy with relevant regulatory agencies or project partners	Board approval / agency approval	Per project	Per project	Per project

	Implement detailed project plans for all approved projects reflecting industry standard, best practice and supporting partner aims/goals	Board and stakeholder approval	Per project	Per project	Per project
	Develop Expressions of Interest for all projects	Board approval	Per project	Per project	Per project
	PPAF Telethon Project 2013	Board, Partner acquittal and approval	Per project	Per project	Per project
	PPAF Telethon Project 2014	Board, Partner and acquittal approval	October 2013 Per project evaluation	N/A	N/A
	Telethon Project – Australian Capital Equity – 2016/2017	TBC - Refer to project plan	N/A	N/A	Project and Funding Proposal Submitted
	perthFLUX – *Interchange – Trade*	Board approval	N/A	N/A	May 2015
	perthFLUX – *Turn – Ephemeral Road Artwork project (Project A)*	TBC - Refer to project plan	N/A	N/A	Date - TBA
	perthFLUX – *Light as Flux - Moving Light Project*	Refer to project plan	N/A	N/A	Date - TBA
	perthFLUX - *Tone - Small nterventions of sound within City spaces (Project 1)*	Refer to project plan	N/A	N/A	Date - TBA

	perthFLUX – *Turn – Ephemeral Road Artwork project (Project 2)*	Refer to project plan			Date - TBA
	perthFLUX - *Tone – Small interventions of sound within City spaces (Project 2)*	Refer to project plan			Date – TBA
	The Resources Tribute	Success of fundraising campaign, Board and stakeholder approval			Date – TBA
	Legal Project	TBC - Refer to project plan			Late 2015 Planning - Fundraising and Development
	The *What If* Project	TBC - Refer to project plan			Late 2015
	The Bicentenary Project	Refer to project plan			Late 2015 Commencement of Feasibility Study

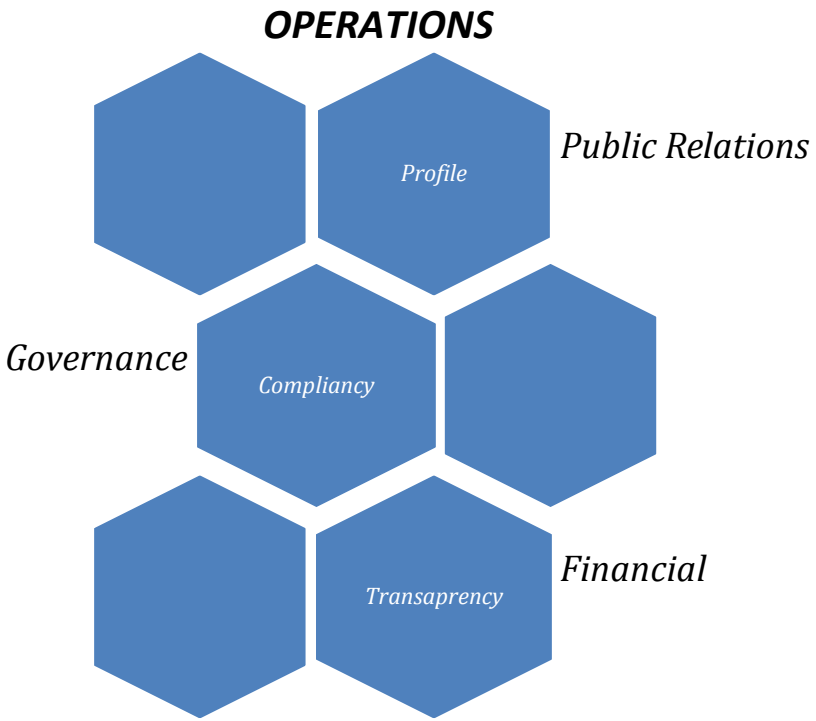
OPERATIONS
Public Relations
Profile
Governance
Compliancy
Financial
Transaprency

5. OPERATIONS

5.1 Operations

Establish the organisation as a leading not-for-profit public art Foundation that advocates Industry-standard best practice process, transparency and compliance

To achieve operational excellence we have identified three core areas that support this goal - Financial, Governance, Communications and Public Relations.

5.2 Financial

PPAF has implemented new process and policy to streamline its financial and budgetary functions to provide complete transparency and compliance with our regulators agencies and stakeholders. The implementation of project based budgets, an organisational operating budget and the move to an online banking system will provide a streamlined approach to managing the organisations financial affairs and ensuring compliance associated with twining arrangements, donations and gifts. The implementation of online donation facilities will be implemented through the organisations website and will offer a transparent process for public donations that support community fundraising campaigns.

5.3 Governance

The PPAF is registered with the Department of Commerce WA and acknowledged as cultural organisation on the Register of Cultural Organisations (ROCO) and is the recipient of a deductible gift recipient status through the Australian Taxation Office, covered by Items 1 & 4 of the table in section 30-15 of the Income Tax Assessment Act 1997. The PPAF is regulated by the Australian Charities and Not-For-Profit Commission and complies with the Australian Taxation Office Income Assessment Act and Associations Incorporations Act. The need to ensure compliancy with these agencies is critical to the Foundations success and brand in the public domain. The implementation of a new Constitution will offer a more robust set of principles and rules from which to govern and manage the operation and the development of our Business Plan offers a framework to manage the organisations activities with measurement indicators that ensure the PPAF remains on track to achieve its goals and long term vision.

5.4 Communications and Public Relations

Articulating the values, opportunity, personality and capability of the PPAF brand and projects are essential to establishing the organisation as a leader in business and art collaboration. Understanding the motivation behind our activities will ensure we engage effectively with our partners and the broader community. Implement and leveraging public relations and marketing campaigns that support the aims of PPAF, our stakeholders and projects will be explored. The rebranding of the organisation and development of new logo, website and associated marketing material will provide a cohesive marketing brand for the PPAF and projects offering a recognisable image in the public domain.

5.5 Operations – Operational Plan and Key Performance Indicators

Goal	***Strategy***	***KPI***	***Delivery / Target***		
GOAL *Establish the organisation as a leading not-for-profit public art foundation which advocates industry standard best practice process, transparency and compliance*			***2013***	***2014***	***2015***
INANCIAL *accountability and transparency*	***FINANCIAL*** Implement standardised process, policy and templates across all accounting functions	ACNC, Board and Auditors approval of accounting process	December 2013	Ongoing	Ongoing
	Implement Board reporting for financial functions	Implemented	September 2013	Ongoing	Ongoing
	Complete and coordinate end of year accounts	Auditors approval	June 2013	June 2014	June 2015
	Complete annual regulatory reporting requirements	Governing agency approval	July 2013	July 2014	July 2015
	Complete annual account for the PPAF	Board and External auditors approval	July 2013	July 2014	July 2015

GOVERNANCE	***GOVERNANCE***				
consistent management, cohesive policies, best practice process and compliance	Implement Strategic Planning Sessions and develop/implement PPAF Business Plan	Implemented	N/A	April 2014 (Planning) July 2014 (Implement)	Ongoing
	Develop and implement PPAF Constitution	ACNC, ROCO and Board approval	N/A	June 2014 (development)	April 2015 (Implement)
	Develop and implement process for performance with target and KPI's	Board approval	Annual Review by Board	Annual Review by Board	Annual Review by Board
	Manage compliancy with all regulatory agencies	Agency approval and maintenance of charitable and DGR status	Ongoing	Ongoing	Ongoing
	In conjunction with the Board identify potential new Board Members	Board approval	July 2013	Ongoing – as required	Ongoing – as required
	Complete annual reporting with ACNC including the public charitable register	ACNC approval	December 2013	December 2014	December 2015
	Implement agendas, minutes, Board matrix, Board member nomination	Board approval	September 2013	Ongoing	Ongoing
	Provide Executive Officer services to the Board	Board approval	Ongoing	Ongoing	Ongoing

COMMUNICATIONS & PR	***COMMUNICATION & PR***				
	Implement the PPAF rebranding project	Board approval	N/A	N/A	March 2015
	Develop relationships with industry to support promotion of the PPAF	Ongoing	Ongoing	Ongoing	Ongoing
leverage public relations and promotional opportunity to support the aims and goals of the Foundation	Implement and manage the PR strategies for all PPAF projects	Ongoing	Ongoing	Ongoing	Ongoing
	Implement a Media and Communications policy & process	Board approval	Implemented – July 2013	Ongoing	Ongoing
	Develop stakeholder database	Board approval	Implemented – July 2013	Ongoing	Ongoing
	Develop Forum for all organisations developing Public Art in the City in collaboration with CoP	Implemented	N/A	December 2014	December 2015
	Implement and manage the program for social media platforms – facebook and twitter	Board approval	December 2013	Ongoing	Ongoing

6. CONCLUSION

The Perth Public Art Foundation is at an exciting crossroad. We are very inspired by our recent transformation and the opportunity that exists. The PPAF has much to offer and we intend to make a substantial contribution to the cultural narrative of our City through development of quality contemporary public art.

Investment in the PPAF offers a formative opportunity for partners to support and achieve community engagement, cultural and human investment goals whilst contributing to public space activation and creating opportunities for the most creative artistic talent to showcase our unique heritage and diverse community.

The extent to which we are fully able to realise our vision is only limited by our ability to collaborate with partners and individuals who share our belief of the intrinsic value of art in creating vibrant international cities and enlightened citizenship. Partnership and investment with PPAF will ensure the successful delivery of public art projects that support our states culture, people, history and education whilst offering a unique way of engaging with stakeholders and the community.

The PPAF complies with, is registered through, is a member of and/or supported by –

- Australian Charities and not-for-profit Commission Act (2012)
- Commonwealth of Australia Charities Act (2013)
- The Australian Taxation Office Income Tax Assessment Act (1997)
- Associations Incorporation Act (1987)
- Department of Commerce WA
- Register of Cultural Organisations
- The Perth Public Art Foundation Constitution (2014)
- The City of Perth Public Art Strategy (in development)
- The Chamber of Arts and Culture (WA)
- The Fundraising Institute of Australia

Contact –

Nathan Giles
General Manager

Perth Public Art Foundation
Level 9,
27 St Georges Terrace,
PERTH WA 6000
Tel (08) 9 461 3211
Email – Nathan.Giles@cityofperth.wa.gov.au

NOTE – This report can be made public should the City of Perth require so. Financial information relating to donations, fundraising and corporate partnerships has been removed from this report due to confidentiality issues. A confidential version of the report including details of donations, fundraising and corporate partnerships has also been submitted to the City of Perth for appropriate confidential use.

ACQUITTAL REPORT and FUNDING REQUEST

The Perth Public Art Foundation's vision is to develop a sustained business model for artistic collaboration through partnership with business, government and philanthropic programs that permits engagement of the most creative individuals to develop innovative public art projects in the City of Perth.

Introduction

The following report responds to the current and future principal partnership between the Perth Public Art Foundation (PPAF) and the City of Perth (CoP).

Since commencing the Principal Partnership in June 2013 the PPAF has undertaken a series of strategic planning sessions to define and harness the organisation and develop a unique position in the market place whilst developing a program of projects that support the City of Perth Public Art Strategy and Collection.

The result of these sessions is the development of the PPAF Business Plan which provides strategic and operational frameworks with tools for measurement and a program of innovative projects that ensure regulatory compliancy and transparency and enable the PPAF to remain on track to achieve its long term vision.

The acquittal reports against the agreed outcomes as detailed in the Memorandum of Understanding (MOU) and is aligned to support the three core pillars contained within the PPAF Business Plan; Partnership and Fundraising; Projects and Operations whilst reporting against the key performance indicators.

The funding request outlines the PPAF request for funding to support the organisation, administrative support and project development for a further 3 year partnership commencing 11th June 2015.

Perth Public Art Foundation History

The PPAF, formerly known as both the City of Perth Art Foundation and the Perth Art Foundation (Inc), was first established 1994 as part of the City of Perth.

Following advice from Minter Ellison Northmore Hale, the CoP Art Foundation was established as an incorporated charitable organisation with the aim of -

- Stimulating the growth of public art within the City;
- Fostering the community and social value of art;
- Increasing the knowledge, understanding and appreciation of art; and
- Encouraging the highest standard of arts, citizenship and craftsmanship in all forms

The CoP funded the organisation through an annual donation equivalent to $40,000 to support development of art projects. There was no dedicated staff for the Foundation, however administrative support was provided to the Board as an informal part of a CoP staff member.

From its establishment in July 1994 to December 2012 the Foundation commissioned one key project and purchased one artwork using funds accumulated from the annual donation. The two projects included – *Memory Markers*, commissioned in 2004 and located on the cnr of Barrack Street and The Esplanade; and *Mobius in Space* purchased from Sculpture by the Sea Cottesloe in 2010, which is installed on the public platform at the intersection adjacent to the Esplanade Train Station.

In 2010, the Foundation Board reviewed its long-term strategy altering its Rules of Incorporation to create further independence from the CoP in the public domain believing this would improve its ability to attract private donations and corporate partnership. As an incorporated body, the Foundation is governed by its Rules of Incorporation and the Governing Board which includes representation from elected members and senior staff from the CoP; State Government; Business and the Arts communities. The Foundation had been unsuccessful in attracting significant donations and/or developing any corporate partnerships.

In late 2012 the Foundation embarked on a radical transformation, commencing with the appointment of Mr Mario D'Orazio as Chairman to oversee development and implementation of a new vision for the organisation.

As part of this transformation, the Foundation Board requested approval from the City of Perth Council to cease the historical annual donation ($40,000) and enter a principal partnership agreement that would facilitate employment of a dedicated General Manager. In 2013 The CoP Council approved this recommendation and entered a principal partnership agreement that would fund a two year appointment of a General Manager and provide for office space, equipment and support from sections within the CoP including – Arts and Culture; Finance; Marketing and Communications.

The Foundation and CoP developed a MOU which outlines the operating context, funding arrangements, agreed duties and reporting lines of the General Manager, accountability arrangements and agreed expected outcomes associated with the partnership. The General Manager is employed by the CoP and seconded to the Foundation, taking management direction from the Chairman and Board, with the CoP designated Manager providing support for employment matters in line with City rules and regulations. This is consistent with the structure of Heritage Perth Inc.

Mr D'Orazio is the Managing Director of Channel 7 Perth and under his leadership the Foundation set about reviewing its activities. In June 2013, Nathan Giles was employed as General Manager. Nathan is a corporate relations, fundraising and arts management professional with over 20 years of private, government and not-for-profit sector experience. He has specific skills in corporate communication, fundraising and philanthropy, tertiary education management, arts management, strategic planning, hotel management, corporate partnerships, artistic commissions, human resource management, board development, international marketing and sponsorship. Prior to joining the Foundation, Nathan was the Executive Director of Barking Gecko Theatre Company where he was responsible to the Board of Directors for the overall management and

success of the Company with key achievements including the development and implementation of a partnership strategy that facilitated significant outcomes and enterprise with the corporate, Government and private sectors. Prior to this role Nathan was Corporate Relations Director for Murdoch University where he was responsible for senior executive stakeholder management, the arts portfolio, corporate partnerships and supporting the Vice Chancellors media, event, corporate and government relation needs.

Following the employment of Nathan Giles, the Board held a series of strategic planning sessions which were critical in developing a strategic and operational framework that supports CoP Strategic Plan *Vision 2029+*

The Perth Public Art Foundation – Strategic Context

The need for a vibrant cultural life was voiced loudly by the Perth community during extensive research and consultation undertaken by the CoP when developing *Vision 2029+*. During this process residents and stakeholders expressly demanded a place for art in their city.

A capital City must play a leading role in developing opportunities for artistic collaboration and for artists to interpret contemporary life and present innovative ideas universally accessible for our socially and culturally diverse communities. *Vision 2029+* responds to this ambition and aims to establish Perth as a leader in the development of artistic activity and in nurturing a sustainable, culturally vibrant, international city.

The need to support artistic collaboration must stretch beyond the typical Government funding opportunities in order to be sustainable in the long term. When Government funding is decreased, it is usually the creative industries that suffer the most. One only has to look at the history of State and Federal Government funding, including the privatisation of Government agencies, to appreciate the financial pressure placed on Government and the ebbs and flows the creative industries must endure.

The PPAF aspires to cultivate and sustain a long term vision and provide a significant contribution to the cultural narrative of our City. To achieve this, whilst supporting *Vision 2029+*, we have implemented a Business Plan which captures three key goals fundamental to the organisations core business - Partnership and Fundraising, Projects and Operational.

To offer a platform for implementation and a tool for measurement and evaluation, each key goal is supported by an operational plan of activities with key performance indicators that ensures the PPAF remains on track to achieve its goals and long term vision.

PARTNERSHIP and FUNDRAISING
Advance partnership with business, government agencies and through philanthropic programs to realise landmark public art projects

PROJECTS
Develop innovative projects and cultural collaboration that invest in human capital and supports our City's cultural narrative

OPERATIONAL
Establish the organisation as a leading not-for-profit Public Art Foundation that advocates industry standard best practice process, transparency and compliance

Financial	-	accountability and transparency
Governance	-	regulatory compliance, consistent management, cohesive policies, best practice and clear process
Communications and PR	-	develop public relations and promotional opportunity to support the aims and goals of the PPAF

Organisation

An agreed outcome from the strategic planning was a change in name for the organisation from the Perth Art Foundation to the Perth Public Art Foundation (PPAF), a name that clarifies the business of the organisation. The change in was formalised by the department of Commerce WA and the organisation began trading under this name from December 2013.

As a not-for-profit organisation, the PPAF is registered as a cultural charitable organisation with the Department of Commerce WA and enjoys a deductible gift recipient status through the Australian Taxation Office as covered by Items 1 & 4 of the table in section 30-15 of the Income Tax Assessment Act 1997.

The organisation is regulated by the Australian Charities and Not-For-Profit Commission and defined by the Commonwealth of Australia Charities Act (2013), the Australian Taxation Office Income Tax Assessment Act (1997), the Associations Incorporations Act (1987) and the Perth Public Art Foundation Constitution (2014).

The PPAF is a Member of the Chamber of Arts and Culture (WA) and the Fundraising Institute of Australia.

The organisation is governed by the PPAF Constitution (2014) and managed by a Board of Directors from the professions with current membership including -

Patron	-	The Right Honourable, the Lord Mayor Lisa Scaffidi
Chair	-	Mario D'Orazio, Managing Director of Channel 7 Perth
Governing Board Members-		Gary Giles, Senior Interior Designer, Cox, Howlett and Bailey Woodland; Adrienne Parker - Partner, Norton Rose Fulbright; Steve Woodland, Director, Cox Bailey Howlett and Woodland; Reece Harley – Program Director, Australian Indigenous Mentoring Experience (AIME) & Councilor, City of Perth Paul Italiano – Chief Executive Officer Western Power Corporation
Management	-	Nathan Giles – General Manager PPAF

Partnership and Fundraising

Advance partnership with business, government agencies and through philanthropic programs to realise landmark public art projects

Developing and securing partnership through implementation of fundraising programs is the core for funding for projects undertaken by the PPAF.

Establishing mutually beneficial partnerships, not just sponsorships, but partnerships that support shared community engagement goals is paramount in considering project partners. It is through such collaborations that PPAF will provide a significant value add to the community whilst setting a benchmark for business, philanthropic and arts collaboration. This in turn will drive development of a sustained model whilst investing in our people and City.

Partnership and investment in PPAF ensures the successful delivery of vibrant public art projects, projects that will inject significant cultural and education value into the community, providing place activation whilst creating opportunities for artists and the creative industries.

Tailored fundraising strategies are being developed in collaboration with our partners to provide mutually beneficial outcomes with funds raised administered and receipted through the PPAF which offers donors a tax deductible benefit through the organisations deductible gift recipient status.

Some of the fundraising programs that we have implemented to fund projects and the organisation include -

Community Fundraising

Project specific community fundraising campaigns eg: crowd-funding, donations and gifts

Corporate and Philanthropic Sponsorship

Undertake prospect research to Identify businesses and individuals with capacity and who have a direct relationship with the project or the organisation to secure partnership

Institutional Funding

Identify Government agencies for additional funding to support projects and the organisation

Workplace Giving

Establish workplace giving initiatives with major corporate funding partners for specific projects

Bequests

The establishment of a bequest program to assist with securing the long term sustainability of the organisation

Summary of Fundraising Outcomes

The following provides an overview of fundraising and corporate partnership achieved which supports development of the organisation and/or specific projects. The table also includes details of funding proposals currently submitted and awaiting outcomes. Details relating to amounts and figures have been removed from this report due to confidentiality reasons.

Name of partnership / project	***Name of organisation***	***Amount requested***	***Amount pledged/ confirmed***	***Expected project completion date***	***Partnership / project status***
Principal Partnership	City of Perth	N/A	Confidential information	Partnership ends June 2013	Partnership Continuing
2013 PPAF Telethon Project	Telethon Trust	Confidential information	Confidential information	October 2013	Project Completed
PPAF Re-branding Project	Lotterywest	Confidential information	Confidential information	June 2015	Partnership and Project Continuing
2014 PPAF Telethon Project	Telethon Trust	Confidential information	Confidential information	October 2014	Project Completed
The Resources Tribute	BHP	Confidential information	Confidential information	In Development	Partnership and Project continuing
The Resources Tribute	Woodside Energy LTD	Confidential information	Confidential information	In Development	Partnership and Project continuing
The Resources Tribute	Western Australian Mining Club	Confidential information	Confidential information	In Development	Partnership and Project continuing
The Resources Tribute	Diggers and Dealers Forum	Confidential information	Confidential information	In Development	Partnership and Project continuing
The Resources Tribute	DigiRock Exploration	Confidential information	Confidential information	In development	Partnership and Project continuing
2016/7 Telethon Project	Australian Capital Equity	Confidential information	Confidential information	Funding proposal submitted	N/A
CONFIRMED TOTAL $ RECEIVED			***$653,100***		

The PPAF has also contributed to local organisations through cash and artwork donations which are the result of commissioned projects.

Commissioned artworks associated with the 2013 and 2014 Telethon Projects were auctioned at the prestigious Lexus Ball with funds raised donated to the Telethon Fundraising Appeal to support ongoing child health research.

The artworks that were auctioned were not taken by bidders, but were donated through the Federal Governments Cultural Gifts Program, a program designed to encourage Australians to donate items of cultural significance to public art galleries, museums and libraries to various art collections who have programs that support art and health, with a particular focus on child health. Other artworks were donated through this program to organisations involved in the projects.

Details include -

Name of Project	***Donation Type***	***Amount / Value***	***Recipient Organisation***
2013 PPAF Telethon Project	Cash Donation	Confidential information	Telethon Fundraising Appeal
2013 PPAF Telethon Project	Artwork donation	Confidential information	Royal Perth Hospital, St John of God Hospital Murdoch, Mosman Park School for the Deaf and Disabled and Fiona Stanley Hospital
2014 PPAF Telethon Project	Cash Donation	Confidential information	Telethon Fundraising Appeal
2014 PPAF Telethon Project	Artwork Donation	Confidential information	Headspace – Youth Mental health Organisation
TOTAL CASH DONATIONS		***$41,650***	
TOTAL $ ARTWORK DONATIONS		***$61,600***	

Statement of Financial Position

The following information provides a summary of the statement of financial position for the PPAF for the periods ending June 2013 and June 2014.

NOTE – This information has been extracted from the Draft Statement of Comprehensive Income and Draft Statement of Financial Position for the Perth Public Art Foundation.

Assets	30 June 2014	30 June 2013
Current Assets	**$**	**$**
Cash at Bank	37,446	73,163
Investments	235,601	230,287
Trade & other Receivables	3,432	-
Total Assets	276,479	303,450
Nett Assets	**$276,479**	**$303,450**
Equity		
Accumulated Surplus		
Balance 1 July	303,450	295,343
Profit for Year	- (26,971)	8,107
Balance	**$276,479**	**$303,450**

NOTE – Detailed copies of the annual Statement of Financial Position are available as required.

Projects

Develop innovative projects and cultural collaboration that invest in human capital and supports our City's cultural narrative

Since June 2013, the PPAF has implemented a program of innovative public art projects that aims to showcase our state, people, culture and heritage whilst animating and activating the public realm and providing opportunities for emerging artist to develop their practice. These projects include temporary, ephemeral and permanent landmark public art projects.

Public spaces will be complemented by a strong public art agenda that includes adventurous and challenging works by local, national and international artists. Our projects support education, personal development, history, imagination and creativity whilst opening conversations about issues relevant to our community.

We have implemented public art practice of the highest standard that aims to illuminate, entertain and contest whilst experimenting with new ways to respond to, engage with and challenge our audiences.

Our projects support investment in human capital and community engagement with goals of access, interaction and assignation, creating opportunities that permit all members of the community no matter what socio-economic or physical (dis)advantage background an opportunity to access and participate.

Our list of projects will be funded independently, in partnership and through the implementation of fundraising programs and capital campaigns

Artworks are artistically informed by industry professionals, in line with regulations set by the National Association for the Visual Arts with selection made by leading curators and arts professionals who are engaged through various arts advisory committees, working party's fundraising committees and/or reference groups. This ensures the production of world-class public art developed with the highest artistic rigour.

The following provides a detailed overview of past, current and future projects.

Channel 7 Telethon Trust – Telethon Project 2013

Following the submission of a grant application, the PPAF was nominated as a Telethon Beneficiary and secured a grant from the Telethon Trust. The grant permitted implementation of a multi-faceted project where 3 sculptural artists were commissioned to create high quality public artworks that were auctioned with the proceeds donated to the Telethon Fundraising Appeal.

The artworks were informed by and engaged the voice of children specifically those who are familiar with severe ill health through a series of workshops with groups of children from Princess Margaret Hospital, The Mosman Park Deaf and Disabled School for Children, Livewire, Ward 7-Teen, Bentley Mental Health Campus as well as a series of one-on-one ward and beside sessions at Princess Margaret Hospital to engage those children terminally ill or too sick to be removed from their beds.

The entire creative process was investigated, monitored and evaluated by child health researchers through the workshops, interviews and various assessments which resulted in the development of a publishable report on impact engaging children suffering severe ill health in creative activity has on their imagination, engagement, growth and development.

Projects continued……..

The key aims of the 2013 PPAF Telethon Project were -

- To commission recognised WA artists to produce a series of sculptural works
- The production of high quality, project relevant, collectable and engaging works
- To commission expert researchers and make publically available research on the impact engaging children suffering severe ill health in creative activity has on their imagination, engagement, growth and development.
- To realise financial success at auction to support the Telethon Fundraising Appeal
- Through partner and stakeholder feedback, realise this project as an overall success to support ongoing partnership with the Telethon Trust

A total of $27,650 was raised through the auction of the artworks with $22,600 of artwork donated through the Federal Government Cultural Gifts Program to the Mosman Park School for the Deaf and Disabled, the Sir Claude Hotchin Art Collection @ Royal Perth Hospital, the Fiona Stanley Children's Hospital and St John of God Hospital Murdoch, all of whom engage their young patients in art and medical therapy programs.

A detailed project report and project acquittal is available on request

The Resources Tribute

The PPAF has implemented a capital fundraising campaign aimed at the resources sector and its workforce with the aim of securing corporate partnership and donations to develop a landmark public artwork, tentatively titled *The Resources Tribute.*

The Resources Tribute will achieve to two key goals –

- Recognise the role the Resource Sector has played in the development of Western Australia; and
- Offer a place of celebration and contemplation for those who have been injured or suffered loss of life as a result of their or their families' role in the sector

The Resources Tribute fundraising campaign includes a combination of corporate partnership, private giving and community fundraising. The PPAF has secured two of the sectors pre-eminent individuals, Mr George Jones (Mining), Chairman of Sundance Resources LTD and Mr Keith Spence (Oil and Gas) to act as Co-Patrons for the Capital Campaign.

A fundraising committee has been established and is responsible for developing the case for support, ensuring there is a specific fundraising target, ensuring prospect research occurs to identify how much money might be raised through various resources/stakeholders/fundraising strategies, identify specific and potential sources of funds and develop an action plan about who is going to approach what source, how and by when and with whom, develop the fundraising campaign promotional materials/prospectus and to ensure effective administration systems to track and receipt grants, donations, partnerships and other contributed funds

The fundraising committee includes - George Jones (Chair); Keith Spence; Tim Cooper APACHE Corporation; Adrienne Parker Norton Rose Fulbright; Lisa Scaffidi Lord Mayor City of Perth; Ian Fletcher Miners' Tribute; John Langford Diggers and Dealers; and Nathan Giles PPAF.

The project will be confidential until 65% of the target has been pledged. At the time of writing this report a total of 16% of the target has been reached. The Campaign Prospectus is currently being designed, following which presentations and asks will be made with the aim of launching the project publically in December 2015.

A detailed project plan is available on request.

Legal Project

Chronicling our legal history is an indispensable key to understanding how governments, societies and individuals have formally resolved their difficulties whilst offering an opportunity to highlight how the Law has changed and evolved and how closely connected it is to the development of civilisation, social history and the community to which it responds.

The PPAF has held preliminary discussions with and received support from the Chief Justice of Western Australia the Hon Wayne Martin AC, to develop a public art project that showcases the legal history of Western Australia.

The Chief Justice's support and advocacy will be used to support an application to apply for seed funding from Lotterywest to complete phase one – scoping the project. The project will provide educational benefits to the community whilst gentrifying two public spaces in Perth's business district – Supreme Court (northern precinct) and Stirling Gardens (pathways). It is expected phase one of the project will commence in late 2015, following successful funding outcome from Lotterywest. Preliminary discussions have been held with Lotterywest and they have indicated their initial support.

The project will be funded through a capital fundraising campaign aimed at the Legal fraternity and include corporate partnership, government funding and private giving.

A detailed project plan is available on request

Channel 7 Telethon Trust – Telethon Project 2014

Following submission of a grant application in September 2013, the PPAF were nominated as a Telethon Beneficiary and secured a grant from the Channel 7 Telethon Trust.

The grant enabled the commissioning of an emerging visual art and the engagement of teenagers experiencing severe mental health disorders. The PPAF collaborated with a national mental health organisation, *headspace* that were established in 2006 and are funded by the Commonwealth Government of Australia. Their primary focus is the mental health and wellbeing of young people. They are a community based organisation that support youth suffering with a range of mental health issues including depression, anxiety, eating disorder, psychosis, self-harm and alcohol and drug abuse.

We implemented an artist in residence program that engaged 20 patients over a 12 week period in a series of workshops and creative exchanges. The workshops were held from 3.30pm – 6.00pm and attended by both male and female participants with 40% male and 60% female with ages ranging from 11 years to 17 years.

Two of the artworks developed by the participants PUZZLEMAN and 5 x Collage works were auctioned at the 2014 Lexus Ball raising $14,000 which was donated to the Telethon Fundraising Appeal to supports child health research. The artworks were presented for auction not on the basis of the successful donor taking them home, but on the understanding that the artworks would be permanently installed in *headspace* the venue from which the works were informed and developed thereby providing and ongoing point of education, reference and pride for those involved in their creation. The final artworks were formally donated through the Federal Government Cultural Gifts Program with a total donation value of $39,000.

In response to his involvement with the project and following specific workshops about POTENTIAL and GOAL setting, the artist created a smaller work – SPRAY CAN - which was installed on a purpose made shelf with the words *CREATIVE POTENTIAL* laser cut into the can. The Artist also created a MOOD WALL, a series of 5 resin skull artworks. The skull, being both a metaphor for mortality and a symbol was chosen by the participants, following a workshop which taught the participants how to correlate emotional states with color and how to creatively use color as another communication tool to express emotions.

A detailed project plan and project acquittal is available on request

perthFLUX

Perth is a city reshaping itself. Streetscapes and laneways are being redesigned through major developments and an influx of visitors and residents are supporting a once in a decade re-development of Perth's CBD. The results will permanently change our City skyline and street scapes from a once linear landscape to one that has a direct relationship with the Swan River.

These changes create opportunity to think about the way in which our 'new' City can engage with its communities and how public art can factor into this dialogue.

Everyday landmarks are surrounded by swirling reconfigurations of building forms, uses and pedestrian trajectories. Permanent artworks serve as pivots in the landscape around which communities navigate their lives. By contrast, temporary and ephemeral artworks address the 'here and now' whilst enlivening spaces and giving enhanced opportunity for people to interact and be directly engaged.

Such artworks can supply the dynamism needed to fuel cultural growth whilst enriching the pedestrian experience and gentrifying our City. As a city in flux, artistic responses can embrace the energy of urban living or they can make us think again about the mutable world that we live in.

PPAF have implemented a curatorial program of temporary and ephemeral works that will be realised over the next two years, commencing mid-2015 and supporting the significant changes in the Barrack Street precinct.

This precinct is currently under transformation with the City of Perth currently undertaking a street enhancement project making two-way traffic from the River to the Wellington Street which, over time, will become one of the key promenades of the future as Perth changes from a linear development, to one that has a relationship with the Swan River, through to the Cultural Centre.

The projects within this program will be scheduled in conjunction with the work being undertaken by the City of Perth to maximise the impact. Discussions about this program have been held with Urban Design and Arts and Culture sections.

perthFLUX program has confirmed the following intervention projects –

Interchange – Trade

A site based outdoor performance piece that has two core components including a temporary artwork and a manifestation through the PPAF website. The aim of this project is to generate interaction and engagement with the pedestrian traffic whilst creating engagement with the PPAF website and brand.

This project taps into current trends of laneway art and 'the selfie' and how the two interact with a specific backdrop and manifest in a virtual environment. The expression of interest was disseminated and a shortlist agreed upon. The selection panel included the City of Perth Public Art Project Officer – Asheligh Whyte, Art Consultant and City of Joondalup Public Art Coordinator, Gemma Ben-Ary, plus General Manager PPAF, Nathan Giles.

Snapcat, a collaboration between emerging WA artists Renae Coles and Anna Dunnill, has been commissioned. *Tiny Parades* is a series of one-off performances commissioned by the PPAF and will be conducted every fortnight throughout May & June, where the artists will take to the streets of Perth, each time championing different human-sized struggles and joys.

The first parade is titled 'Don't Leave' and is a mournful protest against people leaving and the 'brain drain' affecting Perth. The general public have been submitting ideas for each parade. The first parade commence Saturday 2 May from 12pm with the final parade concluding Friday 26th June 2015.

Tone – Small interventions of Sound within City spaces

The sound of a crowd of silent people crossing a large intersection on the walk signal is the staccato echo of high heeled shoes on hard bitumen. What other noises are hidden in the architecture of our urban landscape?

This project involves the sonification of forgotten spaces, temporary interventions in laneways, underpasses, parks, vents, holes, cracks or hidden doorways that play on our senses and take us somewhere other than the current environment capturing the imagination of pedestrians as they go about their day to day business.

The expression of interest for this project has been completed and is scheduled for September 2015.

Turn – Ephemeral Road Artworks

Using temporary road marking materials such as tapes, chalks, and/or water based pigments, artist respond to the City by altering the colour of road surfaces to create artworks based on current themes such as – the disappearance of cars in the future; the flow of underground water; the forgotten tribes of era's gone by; current political debates and/or abstract designs.

The expression of interest for this project has been developed and will be scheduled in 2016.

Radiant – Light as Flux – moving light project

Light projects in urban landscapes can be a very dramatic way of animating an unused space whilst engaging a pedestrian audience whilst particularly targeting the City's night time economy. The use of animated imagery that inspires, references history or topical issues, or simple illuminates, can have significant impact and exposure. The expression of interest for this project has been completed and will be scheduled for later in 2016.

A detailed project plan for perthFLUX is available on request

'The Telethon Public Artwork' - Australian Capital Equity

Telethon is an integral part of the rich tapestry that defines Western Australia and is an intrinsic component in the lives of all West Australians. The PPAF has sought to continue its partnership with Telethon but extend and broadened the opportunity to closely align the PPAF vision of developing partnerships to realise landmark public artworks in the CBD.

A partnership project proposal has been presented to the Australian Capital Equity (ACE) following a request from Board Members of the Telethon Trust who are also connected to ACE. The proposal outlines an opportunity for PPAF to collaborate with ACE as the principal partner in the development of a landmark public artwork inspired by the Kids of Telethon, which encourages community engagement and results in the development of a permanent public art legacy showcasing Telethon.

The project would see the artwork inspired and informed by the Kids of Telethon through the Princess Margaret Hospital Artist in Residence Programme (PMH – AIR) and result in an iconic landmark public artwork installed in the King's Square, on Telethon Avenue, in the Perth CBD.

Kings Square will be an active, mixed-use area attracting a substantial new-generation workforce and residential population, as well as being a hub for commuters and both tourism and leisure markets. As a responsive, flexible and sustainable environment, it will be a benchmark of high-quality development and space activation of international calibre. It forms one of the major components of the West Australian Governments wider Perth City Link project, which will reconnect the CBD with Northbridge for the first time in over 100 years. The area will be a multi-functional, dynamic and vibrant urban environment and is a keystone in the significant infrastructure changes currently being developed through our City which demonstrates Perth's 21st century aspirations, capacity and identity as a thriving international city.

The project would be funded through corporate partnership with ACE (as Principal Partner) with an opportunity to engage the general public through a fundraising campaign as well as the opportunity to engage another business partner.

The artwork will be conceptualised through a three month residency with PMH-AIR during which the chosen artist would facilitate a series of workshops and information sessions with terminally ill and sick children to inspire and inform the final artwork.

As part of the artistic design process the chosen artist would complete a series of drawings, study's, maquettes and models that would inform and represent the final artwork. This body of work will be made available for auction at the 2016/2017 Lexus Ball with expectation that the suite of drawings, study's, maquettes and models would be gifted to the City of Perth Art Collection.

Discussions are continuing about this project and funding submission.

A detailed project plan and budget plan is available on request

Branding Project

As part of the transformation of PPAF the organisation began trading under its new name in December 2013.

Following formal confirmation of the name change, PPAF have implemented a rebranding project that includes development of a new logo, an inaugural website with capability for online donations, social media platforms (facebook and twitter) and the development of marketing, stationary and other advertising collaterals.

The branding project is being funded through a grant from Lotterywest which the PPAF applied for in early 2015. Lotterywest offer grants for not for profit organisations to develop the depth of the organisation to assist with long term sustainability. This grant is part of their Information Technology and Web grants stream.

The PPAF have engaged Crush Designers to assist with development of the rebranding project. This project is expected to be completed by June 2015.

Bicentenary Project 2029

In 2029 Perth will celebrate the Bicentenary of the Foundation of Perth and the Swan River Colony. The Lord Mayor has identified an opportunity to celebrate this milestone through the commissioning of an iconic public artwork as a gift to the State of Western Australia.

This statement has the potential to become an iconic symbol immediately placing Perth on the international map. The final design, which may be determined through a world-wide competition or other community outreach ideas, could offer our State a declaration and representation of our history, our future and the relationship our State and people have with the Swan River and indigenous and non-indigenous histories and cultures.

This project will be funded by both corporate partnership and a state-wide community fundraising campaign with additional support from the State and Federal Governments and other Government agencies and institutions.

The PPAF would like to commence stage one of the project in late 2015 in collaboration with the CoP to develop a Feasibility Study and Engagement Plan that includes establishment of a 'Bicentenary Project Committee' with representation from the Premier's Office, State Government, industry, community, arts, fundraising and other relevant stakeholders/industries.

Extensive public consultation and community engagement will be a key focus to suitably engage the community in such an iconic state wide project. It is important that the people of Western Australia 'own' this

project and drive its development and overall success. Their engagement and voice needs to be heard and who must have input into this iconic world-wide statement.

Key elements of the Feasibility Study and Engagement Plans should include -

- Project Scope
- Media Strategy
- High profile project advocates
- Establishment of a Bicentenary Project Committee and terms of reference
- Major financial pledges from high profile / net worth individual(s)
- Corporate Partnership Strategy
- Public Fundraising Strategy
- Fundraising Campaign marketing materials and campaign brochure

The PPAF have commenced preliminary public debate about this project through media announcements/articles/interviews by the Lord Mayor and Chairman of PPAF. A date base has been developed capturing those who have written to the Lord Mayor/PPAF offering their support of the project.

The PPAF and the CoP have commenced preliminary discussions and earmarked Stage One funding in the CoP Public Art Strategy / 4 Year Action Plan to undertake the Feasibility Study.

Operations

Establish the organisation as a leading not-for-profit public art Foundation that advocates Industry-standard best practice process, transparency and compliance

To achieve operational excellence the PPAF have identified three core areas that support our Operations goal - Financial, Governance, Communications and Public Relations.

Financial

PPAF has implemented new process and policy to streamline its financial and budgetary functions providing complete transparency and compliance with our regulators agencies and stakeholders.

The implementation of project based budgets, an organisational operating budget and the move to an online banking system will provide a streamlined approach to managing the organisations financial affairs and ensuring compliance associated with twining arrangements, donations and gifts.

The implementation of online donation facilities will be implemented through the organisations rebranding project will offer greater transparency for public donations associated with community fundraising campaigns.

Governance

The PPAF is registered with the Department of Commerce WA and acknowledged as cultural organisation on the Register of Cultural Organisations (ROCO) and is the recipient of a deductible gift recipient status through the Australian Taxation Office, covered by Items 1 & 4 of the table in section 30-15 of the Income Tax Assessment Act 1997.

The PPAF is regulated by the Australian Charities and Not-For-Profit Commission and complies with the Australian Taxation Office Income Assessment Act and Associations Incorporations Act.

The need to ensure compliancy with these agencies is critical to the Foundations success and brand in the public domain.

The implementation of PPAF Constitution (2014) that supports the Charities Act (2014), the Australian Charities and Not for Profit Act (2012) and the Australian Incorporations Act (1987) has been developed by the PPAF and approved by our regulatory agencies in late 2014. The PPAF Constitution offers a robust set of principles and rules from which to govern and manage the operation and the development of our Business Plan offers a strategic and operational framework to manage the organisations activities with a tool for measurement that ensures the PPAF remains on track to achieve its goals and long term vision.

Communications and Public Relations

Articulating the values, brand, personality and capability of the PPAF and projects are essential to establishing the organisation as a leader in business, philanthropic and art collaboration.

Understanding the motivation behind our activities will ensure we engage effectively with our partners and the broader community. Leveraging public relations and marketing campaigns that support the aims of PPAF, our stakeholders and projects are being explored with a number of initiatives being undertaken with the Public Relations realm.

The rebranding of the organisation and development of new logo, website, social media platforms and associated marketing materials are providing a cohesive brand for the PPAF and projects offering a recognisable image in the public domain.

Funding Request

The Perth Public Art Foundation is at an exciting crossroad. We are inspired by our recent transformation and the opportunity that exists. The PPAF has much to offer and we intend to continue making a substantial contribution to the cultural narrative of our City through development of quality contemporary public art.

The extent to which we are fully able to realise our vision is only limited by our ability to collaborate with partners and individuals who share our belief of the intrinsic value of art in creating vibrant international cities and enlightened citizenship.

Partnership and investment with PPAF ensures the successful delivery of public art projects that support our states culture, people, history and education whilst offering a unique way of engaging with stakeholders and the community.

The Perth Public Art Foundation requests continuation of the Principal Partnership with the City of Perth for a further 3 years commencing 11th June 2015 as outlined below.

Activity	***Funds will be used for***	***Period***	***Total 3 year amount***
Principal Partnership	Employment of Executive Director	3 year period commencing June 2015 – June 2018	$333,000
Administrative Support	Funds will be used to support costs associated with general admin needs Board/Committee, office equipment etc	3 year period commencing June 2015 – June 2018	$60,000
Bicentenary Project	Development of Stage One – the Feasibility Study	N/A	$50,000
Strategic Development	To assist with strategic development of the PPAF	3 year duration commencing June 2015 – June 2018	$45,000
TOTAL REQUESTED FUNDING FROM THE CITY OF PERTH for the period June 2015 – June 2018			***$488,000***

Attachments

The following documents are attached to support the Acquittal Report and Request for Funding

- The Perth Public Art Foundation Business Plan
- Key Performance Indicators and Assessment

Finance and Administration Committee
Confidential Schedule 9
(Minute FA134/15 refers)

Distributed to Elected Members under separate cover

Bound in Consolidated Committee

Confidential Minute Book

Volume 1 2015

Public Submission – Email from Helen Curtis

- A quick look at the appendix has turned up a few omissions fyi:

- **2001, City of Perth Arts Policy: Research & Consultation Report: Commissioned to help inform the development of a Social and Cultural Development Framework for the City of Perth. This research contributed to the City Life: Opportunities and Challenges paper which was reviewed by Council in 2002, but did not progress any further at that time.**
- Not so. From the Kooperman and Strickland research paper came the Arts & Culture Policy, which I wrote and was adopted by the Council in 2003. There should be a pretty printed document floating around somewhere.

- **2009, Public Art Study: Review Report: Review of the 1995 Public Art Strategy with the aim of articulating "a clear direction for the development of public art in Western Australia's capital city." The fourteen recommendations were adopted by Council on 27 January 2010, though many of these have not been actioned, pending the development and adoption of the City's Public Art Strategy and Policy.**

- This study was more than just a review of the 1995 strategy, it was a comprehensive report that provided an analysis of the City's past and current public art environment, reviewed the City's Public Art Strategy 1995; provided a comparative analysis of public art programs and processes of other cities; detailed consultation feedback; and provided recommendations about best practice and how to proceed. The findings of this Review Report should have been used to inform all other following public art documents including the policy and strategy.
-

Best wishes, Helen

Helen Curtis
Arts Management

heirisson island
SCULPTURE PARK

The Public Art Program Coordinator
Community Services Unit
City of Perth
GPO Box C120
PERTH WA 6839

14 May 2015

Dear Sir

CITY OF PERTH PUBLIC ART STRATEGY - SUBMISSION

Heirisson Island Sculpture Park, Inc (**HISP**) welcomes the opportunity to contribute to the Public Art Strategy being developed by the City of Perth and to comment on the draft document published last month (**Draft Strategy**).

HISP

As you will be aware, HISP (in conjunction with the City of Perth and other stakeholders) is facilitating the creation of a world-class sculpture park on Heirisson Island. The sculpture park will provide an unparalleled cultural experience by combining contemporary art, and indigenous and colonial heritage with the beauty of the natural environment right on the city's doorstep. This vision is supported by the City of Perth and the State Government (including through legislation which makes available $5 million towards redevelopment of the island for the sculpture park[1]).

The sculpture park will:

- Create a major attraction in the heart of the city for both residents and visitors;
- Create a 'landmark entrance' or 'gateway' to the City of Perth;
- Create an ideal location for temporary and ephemeral art interventions;
- Define indigenous and other interests in the history of the island;
- Attract publicity and promotion for Perth, nationally and internationally and enhance the global identity of the city;
- Rejuvenate an under-utilised part of the city and river with a beautiful and surprising environment that enhances the visual quality of the city; and
- Protect the unique ecology of the island's environment.

The alignment between the above and the principles and strategic objectives outlined in the Draft Strategy are obvious.

[1] Refer Clause 23(1B) of the State Agreement ratified by and scheduled to the *Casino (Burswood Island) Agreement Act 1985*, as amended.

PO Box 1901, Subiaco WA 6904 Australia T / +61 8 9388 6764 F / +61 8 9382 1597
www.sculptureontheswan.com.au E / hisp@westnet.com.au

heirisson island
SCULPTURE PARK

City of Perth and HISP – Existing Partnership

HISP values its partnership with the City of Perth and the support and level of commitment that has been provided to date.

In particular we note:

- The City of Perth Council provides a Board Member for HISP, a role served by The Right Honourable Lisa Scaffidi, Lord Mayor of Perth, until June 2012 and since then by Councillor Lily Chen.

- The City of Perth's 2010 Masterplan for Heirisson Island and more recently the April 2013 Masterplan Report adopted by the Council is based upon the creation of the sculpture park "as a major cultural and recreational destination" with "sublime sculpture … set within its understated, quiet landscape".[2]

- HISP and the City of Perth have agreed the form of a Memorandum of Understanding (attached to this submission) which records the shared vision, principles of mutual interest and ongoing cooperation to promote the sculpture park on Heirisson Island.[3]

Our Submission

HISP strongly supports and endorses the City of Perth's approach in developing a long term Public Art Strategy and the Vision Statement, Principles and Strategic Objectives outlined in the Draft Strategy.

As the sculpture park on Heirisson Island will be an important part of delivering this Vision, in a manner entirely consistent with the identified Principles and Strategic Objectives,[4] the current lack of references to Heirisson Island is a glaring omission.

Accordingly, HISP submits that it is important that the final version of the City of Perth Public Art Strategy expressly refers to the sculpture park on Heirisson Island and the City of Perth's existing partnership with HISP. Including reference to the existing partnership (as is already done in the Draft Strategy in relation to the Perth Public Art Foundation and the Metropolitan Redevelopment Authority) will give a practical example of the implementation of the City's strategy. It will also give the sculpture park appropriate priority and resource allocation in the Four Year Public Art Action Plan.[5] The schedule to this submission includes specific recommendations on this point.

We understand that a detailed masterplan will be developed to implement the final Public Art Strategy, and obviously that document will include the sculpture park on Heirisson Island. However, we believe it is critical that the strategy itself also acknowledges the sculpture park and the existing relationship between the City of Perth and HISP.

You will note that our recommendations are limited to relatively minor amendments to the existing text and format which we think is effective and flows well. An alternative would be to include a separate section, or Focus Area, in relation to Heirisson Island. If you prefer that approach, we would be happy to work with you on new text and potential accompanying images.

---

[2] City of Perth Heirisson Island April 2013 Masterplan Report page 4.
[3] The City of Perth has confirmed that the MOU will be signed as soon as the City has finalised drawdown mechanics with the Minister for Gaming in relation to the $5million referred to above.
[4] See particularly Strategic Objectives 2,3,4,5 & 6 of the Draft Strategy.
[5] Refer page 22 of the Draft Strategy.

I:\CPS\Admin Services\Committees\4. Finance and Admin\AS150527.5 Sch - Confidential Schedule 2 - Comments Heirisson Island Sculpture Park Inc..pdf

PO Box 1901, Subiaco WA 6904 Australia T / +61 8 9388 6764 F / +61 8 9382 1597
www.sculptureontheswan.com.au E / hisp@westnet.com.au

If there are any queries in relation to this submission, or if any further information is required, please contact Joanna Box, hisp@westnet.com.au or Angus Jones, angus.jones@allenovery.com.

Yours sincerely

Angus Jones
Chair
Heirisson Island Sculpture Park, Inc

PO Box 1901, Subiaco WA 6904 Australia T / +61 8 9388 6764 F / +61 8 9382 1597
www.sculptureontheswan.com.au E / hisp@westnet.com.au

heirisson island
SCULPTURE PARK

SCHEDULE

RECOMMENDED AMENDMENTS TO THE DRAFT STRATEGY

A. ENDURING ART: NEW COMMISSIONS

Current discussions between HISP and the City of Perth assume that the City would not be responsible for funding individual artworks, and other sources of funds (such as corporate and private sponsors / benefactors) will be used.

This is consistent with the statement in the third bullet point on page 12 of the Draft Strategy that public art be delivered in association with projects and developments initiated by others and that the individual works may or may not come into the City's collection.

Recommendation 1:

- Amend the third bullet point on page 12 of the Draft Strategy by adding after "… developments initiated by external agencies in the city":

  ", such as the proposed sculpture park on Heirisson Island".

B. FOCUS AREA: ART INTERVENTIONS

The City of Perth Heirisson Island April 2013 Masterplan Report[6] and the proposals being developed by HISP include "Open-air Galleries", formal stages and informal open spaces which it is contemplated will be used for temporary and ephemeral artworks and installations (in addition to the permanent sculpture on the island). Accordingly, this section of the Draft Strategy will be strengthened by referring to the specific Heirisson Island opportunities.

Recommendation 2:

- Add a further paragraph after the first paragraph on page 14 of the Draft Strategy as follows:

  "As noted elsewhere in this document, Heirisson Island provides an excellent stage for a full range of art interventions. The current proposals for the island, as supported by the City of Perth and reflected in the City of Perth Heirisson Island April 2013 Masterplan Report, contemplate both formal and informal stages and spaces where temporary and ephemeral artworks can complement the sculpture park's permanent artworks."

C. STRATEGIC OBJECTIVE 4

Consistent with the preceding point and recognising the existing partnership between the City of Perth and HISP, it is important to record the City of Perth's role in relation to the creation of the Heirisson Island sculpture park.

[6] Refer to pages 10-13 of the Masterplan.

PO Box 1901, Subiaco WA 6904 Australia T / +61 8 9388 6764 F / +61 8 9382 1597
www.sculptureontheswan.com.au E / hisp@westnet.com.au

Recommendation 3:

- Add a further "Strategy for Delivery" as follows:

  "4.3 Plan to implement the vision for a world-class sculpture park on Heirisson Island in accordance with the Memorandum of Agreement between the City of Perth and Heirisson Island Sculpture Park, Inc."

D. STRATEGIC OBJECTIVE 5

Again, to recognise the existing strategic partnership between the City of Perth and HISP and that this partnership is already part of the City of Perth's strategy in this area, an express reference to HISP is appropriate.

Recommendation 4:

- Add a further "Strategy for Delivery" as follows:

  "6.3 Promote continued partnership with Heirisson Island Sculpture Park, Inc."

E. FUNDING – EXTERNAL RESOURCING FOR PUBLIC ART

In addition to the current reference to the Perth Public Art Foundation, the City of Perth's partnership and collaboration with HISP needs to be recorded in this section.

Recommendation 5:

- Add a further bullet point on page 20 of the Draft Strategy, immediately after the bullet point referring to the Perth Public Art Foundation, as follows:

  "The City of Perth has a strategic partnership with **Heirisson Island Sculpture Park, Inc.**, which is a not-for-profit association working to establish the proposed sculpture park on Heirisson Island."

F. GLOSSARY AND DEFINITIONS

As a matter of drafting convenience, rather than a substantive recommendation, you may consider including in this section a paragraph relating to HISP and the Heirisson Island sculpture park rather than providing background explanation in the main text of the Draft Strategy.

PO Box 1901, Subiaco WA 6904 Australia T / +61 8 9388 6764 F / +61 8 9382 1597
www.sculptureontheswan.com.au E / hisp@westnet.com.au

Public Submission – Email from Department of Culture and the Arts

Thank you for the opportunity to comment on the City of Perth Public Art Strategy. All of the eight strategic objectives outlined in the document are ones DCA would see as beneficial to the further development of Public Art in the city.

It is noted that the strategic objectives encourages a broad range of art forms and approaches from permanent to ephemeral art. We see this as positively reflecting the diversity of the arts community and its ability to address the concerns and interests of the wider community. The inclusion of an Aboriginal Reference Group would also play an essential role in representing community interests.

We are particularly encouraged to see a commitment to investigate percent for art schemes for both capital works and private developments. The State's Percent for Art Scheme which commenced in 1989 has had remarkable success in realising its key objectives to improve the quality of the built environment and create new artistic and economic opportunities for artists (the annual report is available on the DCA website). Since the Scheme's establishment a number of local governments have also successfully developed percent for art schemes, most of which extend to private developments. It has been very pleasing to see how well these schemes have been received by the commercial sector that have been quick to see the positive benefits of incorporating art into their developments.

A percent for art scheme that aligns with the City's Public Art Strategy, Policies and Master Plan would play a significant role in the methods of procurement and funding of public art.

Should you wish to discuss this please contact Richard Gunning on the above email or by phone: [redacted]

Carl Pekin

CITY OF PERTH PUBLIC ART STRATEGY - FINAL AMENDMENTS

Strategy booklet – for print:

Throughout document:

Remove "Draft 2015" marker from every page where it currently occurs (Front Cover, p1 & 3-24)

Inside Cover:

Please amend the text to read:

A pdf version of this document and its associated Appendices can be viewed and is available for download from the City of Perth website (www.cityofperth.wa.gov.au). The documents can also be made available in alternate formats by calling +618 9461 3333 or emailing info.city@cityofperth.wa.gov.au.

Copyright © 2015

While the City of Perth makes every effort possible to publish full and correct credits for each work included in this volume, errors of omission and commission may sometimes occur. For this we are regretful, but hereby must disclaim any liability.

Please also add somewhere on this page the City's contact details:

City of Perth
27 St Georges Terrace, Perth WA 6000
GPO Box C120, Perth WA 6839

Page 1:

Include reference to the Lord Mayor's Foreword in the Contents.

Page 2:

Please insert the following text on this page:

Lord Mayor's Foreword

Perth's transformation has been faster and more exciting than many would have ever hoped or believed possible.

The City of Perth has a key role to play in realising the potential that is presented by this dramatic change. A New City of Perth via a rigorous internal self analysis and

re-organisation is being shaped so we can continue to be a leading agent of positive change for Perth and our community, as we deliver local government core services with efficiency and improved customer service.

The City has a track record of providing strong support for arts and cultural practitioners, fostering events and inspiring our creatives in Perth. The New City of Perth sees an expansive horizon for arts and culture to continue to capture the imagination of people and to ensure the world sees Perth in a new light and recognises our growth and evolution. In so doing we also give expression to the diverse and exciting aspirations of our community.

Public art is a key component of this, as works of public art share public spaces with all of the people who live, work and visit our city. Through public art a unique and stimulating exchange and engagement is established between artists and audiences that may at different times delight or provoke but always stimulate the senses.

Liveable cities are those that achieve a balance between providing a nurturing and encouraging environment for fledgling talents, and being bold enough to back ambitious and innovative enterprises at scale and smart enough to support traditional needs too. A city such as ours can and should have it all. I believe that public art is a great vehicle for us to show that Perth is a fertile place for home grown artistic talent, and that our doors are also open and equally as welcoming to a two-way exchange in art of international standing.

2015 is an exciting year in Perth's arts and cultural life. Unprecedented numbers of people surged into the city to see Royal de Luxe's Giants as part of the Perth Festival and other events are drawing in and engaging international artists and locals alike. New developments at Elizabeth Quay and Perth City Link bring with them new public art commissions with unprecedented pride and enthusiasm.

I am proud to say that the City of Perth's Public Art Strategy articulates a vision, direction and commitment to public art in the City and aims to be an integral part of the excitement and energy surrounding today's arts and culture. This Strategy builds on past successes in public art and is a vital step to guiding the delivery of inspiring and engaging public art for the benefit of present and future stakeholders in Western Australia's capital city.

The Right Honourable the Lord Mayor
Lisa M. Scaffidi

Please also insert the picture (supplied by email) of the Lord Mayor on this page, and redesign as appropriate to accommodate the new content on this page.

Page 3:

Second column of text, fourth dot point, change to read:

pursue artistic innovation and creativity in a challenging arena

Page 6:

Photo Caption:

Remove "(Detail)" following the title of the artwork.

Page 9:

Diagram – Circle under Art Interventions – correct spelling of "Ephermeral" to

Ephemeral

Page 17

Strategic Objective 6 Table

Strategy for Delivery 6.1: - revise to read:

Promote partnership with the Perth Public Art Foundation and the Heirisson Island Sculpture Park Inc.

Page 20:

First column of text, second para:

The two sentences in this para should be independent dot points following on from the colon at the close of the previous para

Third column of text, second dot point – revise to read:

The City of Perth is in partnership with the Perth Public Art Foundation and the Heirisson Island Sculpture Park Inc., both non-profit organisations working to

advance philanthropy and partnerships with the private sector to support public art outcomes within the city.

Page 22

Diagram – Strategic Direction – change "Public Art Action Plan" to a dashed line

Diagram – Key Operational Documents – change text from "Arts & Management Policy 9.12" to read

Asset Management Policy 9.12

Page 24

First column of text, top para, first dot point revise to read

the review of policies relevant to public art and related plans, strategies and operational guidelines

Following Perth Public Art Foundation entry insert:

Heirisson Island Sculpture Park Inc.
The Heirisson Island Sculpture Park Inc. is a not for profit group of individuals who donate their time, professional expertise and other resources to promote and realise a vision for the development of a world-class sculpture park on Heirisson Island.

Appendices – prepared as a pdf to be made available online only

Page 11:

Second dot point, revise to read:

2001, *City of Perth Arts Policy: Research and Consultation Report*: Commissioned to help inform the development of a Social and Cultural Development Framework for the City of Perth. This research informed the subsequent development of the City of Perth's *Arts and Culture Policy 18.1*, which was adopted by Council on 9 September 2003.

CITY of PERTH

CITY OF PERTH
PUBLIC ART STRATEGY

A pdf version of this document and its associated Appendices can be viewed and is available for download from the City of Perth website (www.cityofperth.wa.gov.au). The documents can also be made available in alternate formats by calling +618 9461 3333 or emailing info.city@cityofperth.wa.gov.au.

Copyright © 2015

ISBN 978-0-9808513-7-3

While the City of Perth makes every effort possible to publish full and correct credits for each work included in this volume, errors of omission and commission may sometimes occur. For this we are regretful, but hereby must disclaim any liability.

City of Perth
27 St Georges Terrace,
Perth WA 6000
GPO Box C120,
Perth WA 6839

Contents



2 Lord Mayor's Foreword

3 Introduction

5 Vision Statement

6 Public Art in Perth: A History

8 Strategic Objectives for Public Art

9 Public Art Focus Areas and Programs

- Focus Area: Enduring Art 10
- Focus Area: Art Interventions 14
- Focus Area: Public Art Development 16

20 Funding

- City of Perth Funding 20
- External Resourcing for Public Art 20

20 Public Art Administration

21 Organisational Context

23 Glossary and Definitions

Lorenna Grant, *The Arch*, 2010, steel and aluminium, intersection of James and Lake Streets, Northbridge.

Lord Mayor's Foreword

Perth's transformation has been faster and more exciting than many would have ever hoped or believed possible.

The City of Perth has a key role to play in realising the potential that is presented by this dramatic change. A New City of Perth via a rigorous internal self analysis and re-organisation is being shaped so we can continue to be a leading agent of positive change for Perth and our community, as we deliver local government core services with efficiency and improved customer service.

The City has a track record of providing strong support for arts and cultural practitioners, fostering events and inspiring our creatives in Perth. The New City of Perth sees an expansive horizon for arts and culture to continue to capture the imagination of people and to ensure the world sees Perth in a new light and recognises our growth and evolution. In so doing we also give expression to the diverse and exciting aspirations of our community.

Public art is a key component of this, as works of public art share public spaces with all of the people who live, work and visit our city. Through public art a unique and stimulating exchange and engagement is established between artists and audiences that may at different times delight or provoke but always stimulate the senses.

Liveable cities are those that achieve a balance between providing a nurturing and encouraging environment for fledgling talents, and being bold enough to back ambitious and innovative enterprises at scale and smart enough to support traditional needs too. A city such as ours can and should have it all. I believe that public art is a great vehicle for us to show that Perth is a fertile place for home grown artistic talent, and that our doors are also open and equally as welcoming to a two-way exchange in art of international standing.

2015 is an exciting year in Perth's arts and cultural life. Unprecedented numbers of people surged into the city to see Royal de Luxe's *Giants* as part of the Perth Festival and other events are drawing in and engaging international artists and locals alike. New developments at Elizabeth Quay and Perth City Link bring with them new public art commissions with unprecedented pride and enthusiasm.

I am proud to say that the City of Perth's Public Art Strategy articulates a vision, direction and commitment to public art in the City and aims to be an integral part of the excitement and energy surrounding today's arts and culture. This Strategy builds on past successes in public art and is a vital step to guiding the delivery of inspiring and engaging public art for the benefit of present and future stakeholders in Western Australia's capital city.

The Right Honourable the Lord Mayor
Lisa M. Scaffidi

Introduction

Public art is a unique form of cultural expression that may take the form of long lasting works that become enduring features of the city. Public art can also occupy and intervene in the city's spaces for shorter periods of time, offering changing, multi-sensory experiences and new encounters that add to the vitality and attractiveness of our city. Public art, whether enduring or temporary, is created by artists for sites in the public realm.

Unlike many artistic works, public art is not kept in a museum or gallery, or performed in a theatre or concert hall, it is accessible at no charge, and it engages with all people in the city spaces where they live, work and play. These distinctive characteristics offer great opportunities for artists to:

- positively influence and shape the experience of the city's built environment;
- enhance the global identity of the city;
- provide a source of pride and identification for our community; and,
- pursue artistic innovation and creativity in a challenging arena.

Many of these same characteristics also represent certain challenges. Public art is exposed to the elements and to all the hazards of urban life and so does not last forever.

The audience for public art is inclusive and diverse in tastes and consequently public art can ignite debate as easily as it inspires appreciation. These challenges offer their own opportunities, to:

- value and conserve our cultural heritage, whilst adapting to and maintaining relevance in an evolving cultural and urban landscape; and,
- encourage dialogue and debate about public art and the city to improve cultural vitality and community engagement.

The City of Perth Public Art Strategy outlines the City's approach to public art in the lead up to Perth's bicentenary in 2029. This strategy aims to inform the development of public art for the City of Perth, to ensure it "is recognised internationally as a city on the move and for its liveability, talented people, and centres of excellence and business opportunities."[1] The City of Perth seeks to provide works of public art that deliver memorable experiences and draw visitors and tourists into the city. Public art is also a key amenity for people who choose to live and work in the city.

Trevor Richards, *Lighthouse*, 2013, LED Lights, Council House, Perth, June 2013

In 2013 the City of Perth commissioned Western Australian artist, Trevor Richards, to work with Sean McKernan to program lighting sequences that translated the artist's distinctive colour field work, making the façade of Council House into a city-scale canvas. This temporary public art installation demonstrates the scope that exists for public art to creatively utilise existing features to realise powerful and engaging works.

Photo: Neil Wallace

1 City of Perth, 2013, Strategic Community Plan: Vision 2029+, section 4.4, p 19.

The City of Perth recognises public art plays a key role in supporting a healthy and active community, reflecting and celebrating our city's diversity and making it possible for people to access art in the city. Our city's public art reflects and communicates our unique identity.

Through its flexible and sustainable approach to the delivery of excellence and innovation in public art initiatives, the City of Perth is able to demonstrate leadership as a capable and responsive organisation, which is engaged in a meaningful and contemporary way with its community.

Photo: Greg Hocking

Tony Jones and Ben Jones, *Eliza*, 2007, Bronze, Swan River near Mounts Bay Road, Crawley

Western Australian artists, Tony and Ben Jones were commissioned by the City of Perth to create the iconic *Eliza* for the site of the Crawley Baths on the Swan River. An engaging work in its own right, it has become interactive in ways that neither the artists nor the City had anticipated. *Eliza* is regularly dressed with items of clothing and signs, demonstrating that when people identify with and adopt public art, their responses can give such works a life of their own.

I:\CPS\Admin Services\Committees\4. Finance and Admin\AS150527\5 Sch - Schedule 5 Public Art Strategy (Final with ISBN).pdf

Vision Statement

Public art will showcase Perth's unique identity, diverse community and cultural heritage, and encourage residents and visitors alike to explore and realise new ideas in our exciting urban landscape.

Principles

Public art in the City of Perth:

1. Will acknowledge all Western Australians as stakeholders in the capital city community and the City will work in partnership and collaboration to deliver public art that creates a sense of ownership, identity and pride in the city.
2. Will engage and include the City of Perth's diverse community, irrespective of age, ability, social or cultural background.
3. Will acknowledge and celebrate Aboriginal culture, storytelling and traditions, in consultation with our Aboriginal community.
4. Will uphold artistic freedom and encourage commentary and debate as a sign of a healthy and engaged community.
5. Will contribute to creating an internationally recognisable identity, attracting visitors to the city and delivering both direct and indirect economic benefits.
6. Will showcase the best of contemporary Western Australian, Australian and international art, encouraging new ideas and the application of new technologies and approaches, delivering public art of the highest aesthetic and fabrication standards.
7. Will be preserved and promoted as a valuable resource for the community, and managed and developed sustainably and responsibly in accordance with the City's asset management policies and industry standards.

The alignment of these principles with the City of Perth's Strategic Community Plan 2029+ is shown in Appendix A. All appendices are available for download from the City of Perth website.

Public Art in Perth: A History

The City of Perth has many cultural attractions permanently on offer within its boundaries, including key performing arts venues, libraries, art galleries, the museums, a range of successful arts and cultural events, public artworks and a number of memorials and monuments throughout the city.

Public art has experienced a significant evolution since its early beginnings, and has come to play a more significant and integral role in urban planning and cultural life. Internationally, public art has been seen to:

- emphasise human perspectives and experiences in contrast to the hard edges of modernist architecture and urban infrastructure;
- give form to collective memory and community in place making;
- play a key role in reflecting the identities of contemporary cities as culturally vibrant destinations; and,
- encompass a whole range of practices and approaches beyond installations of sculpture and murals, including socially engaged practices and temporary and ephemeral works.

Enthusiasm for public art in Perth has grown since 1989 when the State Government introduced a percent for art scheme, the first of its kind in Australia offering allocation of funds for public art. The City's collection is diverse and its works have varied provenance[2]. It includes works commissioned by the City of Perth and also works commissioned by other agencies and entities that have been accepted into the City's collection for ongoing care.

While the City of Perth has initiated and delivered a number of public art projects and programs, and partnered with others to do so, this strategy is the formal expression of the City of Perth's vision for and commitment to public art. This strategy delivers on a key initiative identified for arts and culture in the City's Corporate Business Plan 2014-2018, and comes at an exciting time for public art in Perth, with many new projects planned for integration into new developments.

However, challenges remain, including:

- improving collaboration with public and private partners;
- managing the diversity of the existing collection sustainably, and shaping the collection into the future; and,
- delivering a wide range of public art projects and programs across the whole of the city that are sensitive and responsive to the needs and opportunities associated with each site[3].

Russell Sheridan, *Dog*, 1998, Timber, Old Belvidere Promenade, East Perth

This carved timber dog by Western Australian artist Russell Sheridan is one of four along Belvidere Promenade in East Perth 'guarding' a sculpture of a balancing 'diver'. These works are among a number commissioned by the East Perth Redevelopment Authority in the 1990s. The sustainable management of these older works and of new public art within new developments is a priority for the City of Perth .

2 See chart at Appendix E.2. All Appendices are available for download from the City of Perth website.
3 See Appendix E.2 for a map showing the locations of the City's existing public art.
All appendices are available for download from the City of Perth website.

There is significant opportunity in the City of Perth to:

- give the Aboriginal community more prominent representation within the City of Perth's Public Art Collection and programming;
- focus on a more considered approach to the distribution of the public art so that all people have equal opportunity to access it;
- ensure commissions reflect the richness and diversity of Western Australian artistic practice by actively seeking out competitive submissions from as many artists as possible; and,
- work collaboratively across the whole of the organisation to achieve the City's vision and objectives for public art.

Jenny Dawson, Miv Egan and Sandra Hill, *Charnock Woman (Detail)*, 1996, Ceramic Mosaic, Eastern Observatory, Victoria Gardens, East Perth

Noongar artist Sandra Hill collaborated with Jenny Dawson and Miv Egan on this contemporary depiction of a traditional Noongar story. This work is one of six Aboriginal artists in the City of Perth's Public Art Collection, four of which are sited in Victoria Gardens and were commissioned by the East Perth Redevelopment Authority. New projects that acknowledge and celebrate Aboriginal culture across the city present key opportunities for the development of public art in our city.

Strategic Objectives for Public Art

The City of Perth's Strategic Objectives for public art are listed below. These objectives will be met through the implementation of the City of Perth's public art programs, and the associated actions and outcomes are detailed in the following sections detailing the focus areas and programs.

1. Document and manage works of public art owned by the City of Perth, employing industry best practices to maintain and develop a public art collection of quality and significance.

2. Continue to pursue and expand programs that include public art as an integral part of urban development within the City of Perth.

3. Refine and expand a people friendly City of Perth by using public art to create beautiful and surprising environments that enhance the visual quality of the city.

4. Invite more people into the City of Perth by developing and supporting dynamic art interventions programs to create surprising and exciting experiences in the city's public spaces.

5. Promote private sector participation in public art through investigating the development of public art initiatives for developers.

6. Develop strategic partnerships and work collaboratively with external public art providers to enable the City of Perth's support for public art to become more dynamic and ensure high quality outcomes throughout the city.

7. Devise flexible programs and responsive mechanisms to support the Western Australian creative community's provision of high quality public art experiences within the City of Perth.

8. Develop a strategic approach to promoting and making the City of Perth's public art more accessible through development and management of relevant communications tools.

Appendix B indicates the relevant research which has informed the development of these objectives. All appendices are available for download from the City of Perth website.

I:\CPS\Admin Services\Committees\4. Finance and Admin\AS150527\5 Sch - Schedule 5 Public Art Strategy (Final with ISBN).pdf

Public Art Focus Areas and Programs

All of the City of Perth's public art is delivered and managed within the scope of three broad focus areas, **Enduring Art**, **Art Interventions** and **Public Art Development.** The diagram below indicates the focus areas, the specific public art programs that are associated with each, and the plans which they inform.

Each of the focus areas and associated public art programs have been developed to help the City of Perth address the strategic objectives for public art.

Focus Area: Enduring Art

These features of the city's landscape provide a legacy for the future and maintain a link with the past. Works are maintained and procured as Public Art Assets of the City of Perth in accordance with the City's policies.

The City's strategic focus on enduring art will ensure that the City of Perth's Public Art Collection will grow to become a world class collection befitting a capital city, to make public art accessible and to manage enduring public art sustainably for future generations.

This focus area comprises two key programs, **Collection Development** and **New Commissions**, each of which is detailed below.

James Angus, *Grow Your Own*, 2011,
Cast and Painted Aluminium, Forrest Place, Perth

In 2009 artist James Angus, originally from Western Australia, won the State Government's *Situate* sculpture competition which at that time was the largest public artwork commission in Western Australia's history. Since 2011 the work has occupied a prominent site in Forrest Place, where it is a striking contemporary landmark. Colloquially known as 'The Cactus', this work is a sometimes controversial but undoubtedly iconic piece in the City of Perth's Public Art Collection.

Photo: Brad Serls

I:\CPS\Admin Services\Committees\4. Finance and Admin\AS150527\5 Sch - Schedule 5 Public Art Strategy (Final with ISBN).pdf

Enduring Art: Collection Development

The Public Art Collection is a valuable public asset for the City of Perth. Management of its existing collection is an established function and responsibility of the City of Perth and the City will seek to take a lead role in shaping and preserving a world class collection. The City will expect and maintain industry standards for all public art and the services that it delivers to our community and visitors to the city.

The City of Perth will ensure the quality of its public art through regular audits and evaluations of the collection that will inform sustainable maintenance and conservation, and deaccessioning with due process to ensure the collection remains relevant and sustainable.

1

Strategic Objective 1

Document and manage works of public art owned by the City of Perth, employing industry best practices to maintain and develop a public art collection of quality and significance.

Strategies for Delivery:

1.1 Seek to employ industry best practices to manage the sustainable conservation of the collection.

1.2 Work to effectively collect and manage detailed information about the works in the collection.

1.3 Plan to undertake regular audits and reviews of the collection to maintain high standards.

Outcomes:

Preservation of the Public Art Collection so that it is accessible to the community, present and future.

Preservation of artists' moral rights and freedom of expression.

Provide an information base for the purposes of research, collection management, interpretation and promotion.

Development of a world class collection for Western Australians, which is a source of pride in our capital city.

Sir George Frampton, *Peter Pan (Replica)*, 1927, Bronze, Queens Park, East Perth

This was the last of only six replicas worldwide, cast from the original model for the famous sculpture in Kensington Gardens, London. It was commissioned shortly before the artist's death by the friends of the Rotary Club of Perth and was presented as a gift to the children of Perth. This work was at the technical pinnacle of cast bronze sculpture in its time, and it is an artwork of international significance that is made accessible to the public through the City of Perth Public Art Collection.

Photo: Greg Hocking

Enduring Art: New Commissions

Public art is a valuable cultural resource for the City of Perth as: embodiments of stories and prompts for discussion; inspiring and distinctive features and landmarks for the city; a source of pride and identification for communities; an accessible means for the public and artists to interact; and art assets of significant social, historical, cultural and economic value.

New commissions of enduring public art enable the City of Perth to build on the capacity of its collection to perform all of these functions for the community of residents, workers and visitors. New commissions also enable the City to adapt and respond to change in a dynamic urban environment, addressing needs arising and seizing new opportunities to enhance the built environment for the benefit of all. New enduring works will be commissioned in order to:

- enhance and restore the value of the Public Art Collection in alignment with the City's strategic planning;
- deliver public art with the City's capital works; and,
- deliver public art in association with projects and developments initiated by external agencies in the city (some of these works may come into the City's collection as contributed assets).

2 Strategic Objective 2

Continue to pursue and expand programs that include public art as an integral part of urban development within the City of Perth.

Strategies for Delivery:	Outcomes:
2.1 Plan to implement a Percent for Art Scheme for the City's capital works projects.	Integrate public art in the development of the City's capital works, enhancing the urban environment and delivering multiple benefits to the community and artists.
2.2 Seek to involve public artists early, and in different ways, in the City's urban development initiatives.	Ensure that public art is an integrated element of urban design and not a retrospective addition.
2.3 Work to establish clear guidelines to ensure that public art aligns with the City's strategy and vision.	Demonstrate the City's leadership and commitment to public art as an example to be followed.
2.4 Work to establish a Public Art Reserve to support new commissions of enduring art.	Provide a mechanism for allocated funds to accumulate, facilitating large budget commissions of enduring art.

Photo: Greg Hocking

I:\CPS\Admin Services\Committees\4. Finance and Admin\AS150527\5 Sch - Schedule 5 Public Art Strategy (Final with ISBN).pdf

3 Strategic Objective 3

Refine and expand a people friendly City of Perth by using public art to create beautiful and surprising environments that enhance the visual quality of the city.

Strategies for Delivery:	Outcomes:
3.1 Seek to commission new works of public art to strategically address gaps in the existing collection.	Provide equal opportunity to access public art within the city. Enhance the multi-dimensional value of the Public Art Collection for the community and the City of Perth. Ensure that the Aboriginal community has a voice and a presence in the City's enduring public art.
3.2 Develop a Public Art Master Plan in alignment with the City's Urban Design Framework to guide public art projects within the City's boundaries.	Provide a city-wide, strategic approach to implementing public art to enhance the urban environment for the community.

Simon Gilby, *Untitled*, 2011, 316 Stainless Steel and Pewter, Florence Hummerston Reserve, Perth

Western Australian artist Simon Gilby was commissioned to create an artwork to enhance the Florence Hummerston Reserve at the western end of St George's Terrace. In this rare reflective and still space in the midst of the city's bustle the sculpture hovers lightly and quietly and awaiting discovery in the tree canopy. It shows how new commissions of public art can enhance the experience of public spaces in subtle and surprising ways.

Photo: Brad Serls

Focus Area: Art Interventions

Art interventions may include temporary and ephemeral artworks such as, but not limited to: murals, short term sculptural and installation works, performance and conceptual works, experimental works exploring new mediums and approaches, and short term works using light, sound or new technologies. Art interventions may also take the form of public art events such as, but not limited to: artist talks, symposiums, festivals and curated programs of performance art and installations.

The City's strategic focus on short-term public art adds an extra dimension to the public realm, transforming places and providing passersby with engaging art experiences, interrupting city life as we know it, in a good way. Temporary and ephemeral works of public art and public art events provide dynamic opportunities for diverse artists and communities to intersect and interact in the city's public spaces.

Art Interventions enhance the vibrancy of the dity's spaces through providing opportunities for the public to encounter artists' creativity and innovation in different and unexpected places, engaging people of all ages, abilities and cultural backgrounds.

The City of Perth will also explore the development of public art events , such as curated programs of temporary and ephemeral public art, and complementary performances, discussions, interactions and social events. Bringing together a diverse range of creative projects, activities and events within a short period will draw people into the dity and help to maximise the impact of public art.

Laurel Nannup, *Red Tail and White Tail Cockatoos*, 2012,
319-321 William Street (cnr Newcastle Street), Northbridge.

Noongar artist Laurel Nannup worked with Stephen Genovese on this striking mural depicting red and white tail, black cockatoos. This work was commissioned through the City of Perth's Wall Inc. program which invites established Western Australian studio artists to produce new work on walls in public spaces. This temporary public artwork program greatly enhances the aesthetic qualities of inner city sites, and has helped to address issues in graffiti hot spots, as well as connecting artists and community.

I:\CPS\Admin Services\Committees\4. Finance and Admin\AS150527\5 Sch - Schedule 5 Public Art Strategy (Final with ISBN).pdf

Art Interventions : Temporary and Ephemeral Public Art

Temporary public art projects deliver outcomes that occupy sites for a limited period of time, usually less than 12 months, whilst ephemeral public art projects have a still more fleeting presence on site, or are works in which dissipation and decay is an intended part of their life cycle. Being impermanent, the City's temporary and ephemeral art program can strategically support a broad range of projects which are experimental, encourage community involvement, and provide opportunities for younger and emerging artists.

4 Strategic Objective 4

Invite more people into the City of Perth by developing and supporting dynamic art interventions programs to create surprising and exciting experiences in the city's public spaces.

Strategies for Delivery:	Outcomes:
4.1 Develop diverse and engaging temporary and ephemeral public art programs for implementation.	Provide changing experiences in the city, enhancing the vibrancy of the urban environment. Creatively involve and engage artists, communities and businesses to activate public and privately owned sites. Attract people into the city, delivering multiple benefits to community.
4.2 Plan to review and evaluate existing art interventions and events to identify new opportunities.	Provide a city-wide, strategic approach to implementing art interventions to enhance experiences of the city for the community.

Emma Lashmar, Carla Adams, I.n0jaQ, Lisa Max, Lauren McCartney, *Light Lockers Exhibition* 11, March-June 2014, Grand Lane, Perth

The Foodchain Light Locker Art Space is an initiative of the City of Perth established in 2011 and situated in Grand Lane among mural commissions for Forgotten Spaces, the City's laneway enhancement strategy. Emerging artists are nominated by peers on a rotating basis to develop work for temporary public display in illuminated cabinets. Public art programs such as the Light Lockers Art Space provide the City of Perth with opportunities to involve and showcase a wide range of local artistic talent.

Photo: Natalie Blom

Focus Area: Public Art Development

The City's strategic focus on the development of public art within the city, is pursued through three programs; partnerships, responsive resourcing and communications. The City's investment in these programs will contribute to growing opportunity, interest and capacity in public art, and address some of the constraints on both supply and demand in Perth.

Overall, the Public Art Development focus area seeks to broaden the horizons for public art in the city through strategic support of organisations (partners) and individuals (artists) with whom the City of Perth can collaborate to realise outstanding public art outcomes now and into the future. This focus area also seeks to actively raise awareness of the public art experiences on offer within the city and to build the profile of the City's Public Art Collection and programs.

Charlie Smith and Joan Walsh-Smith, *Kangaroos*, 1998, Bronze, St George's Terrace near Stirling Gardens, Perth

In the late 1990s, the City of Perth and the State Government of Western Australia worked together on the Perth: A City for People program, which demonstrated the increased dynamism and impact delivered through partnership on public art projects. The program's streetscape enhancements included these oversized kangaroos by the Smith Sculptors (Charlie Smith and Joan Walsh-Smith), giving native fauna a renewed presence in the city centre. These sculptures are very popular with visitors.

I:\CPS\Admin Services\Committees\4. Finance and Admin\AS150527\5 Sch - Schedule 5 Public Art Strategy (Final with ISBN).pdf

Public Art Development: Partnerships

Many stakeholders, public and private, have vested interests within the City of Perth Local Government Area (LGA). Effective and collaborative working relationships with these many stakeholders are key to achieving good public art outcomes for the City of Perth and its community. Where collaborations and partnerships are successful, combining resources can result in improved outcomes. In particular, the City of Perth's cooperative partnerships with the Perth Public Art Foundation, and with the Metropolitan Redevelopment Authority, are vital to realising the City's long and short term visions for public art, and support asset management, conservation, curatorial process and resourcing.

5 Strategic Objective 5

Promote private sector participation in public art by considering the development of public art initiatives for developers.

Strategies for Delivery:	Outcomes:
5.1 Investigate the amendment of Planning Scheme No. 2 to include a Percent for Art Scheme for Private Developers.	Enhance aesthetic appeal of developments within the city, delivering benefits to the community and artists.
5.2 Work to establish clear guidelines to ensure that public art aligns with the City's strategy and vision.	Support a city-wide, strategic approach to implementing public art to enhance the urban environment for the community.

6 Strategic Objective 6

Develop strategic partnerships and work collaboratively with external public art providers to enable the City of Perth's support for public art to become more dynamic and ensure high quality outcomes throughout the city.

Strategies for Delivery:	Outcomes:
6.1 Promote partnership with the Perth Public Art Foundation and the Heirisson Island Sculpture Park Inc.	Provide support for the City's vision for public art, through philanthropy and business partnership.
6.2 Seek to build relationships and establish protocols for liaison with external stakeholders in delivering public art.	Support a city-wide, strategic approach to implementing public art to enhance the urban environment for the community. Ensure high standards and sustainability of public art within the City of Perth.

Anne Neil, *Memory Markers*, 2006, Cast Marine Grade Aluminium, Supreme Court Gardens, Perth

This work was commissioned by the City of Perth Art Foundation in partnership with the City of Perth. Western Australian artist Anne Neil developed the distinctive form of this work based on the history of the site and Stirling Gardens' nostalgic references to English heritage. The "Nibs" have a powerful and intriguing presence, day and night, inviting and rewarding closer inspection, of both the artwork and the gardens.

Photo: Greg Hocking

Public Art Development: Responsive Resourcing

The development of a program of responsive resourcing for public art will provide the City of Perth with a flexible funding stream that could be targeted in support of smaller scale public art projects initiated by artists, curators and/or with the involvement of the community. This program could encourage collaborations involving artists in urban design projects and architecture, and support the professional development of artists new to public art. The City's investment in these areas would build capacity in Western Australian public art by enlarging the pool of experienced public artists, and incentivising projects initiated by others within the City.

7 Strategic Objective 7

Devise flexible programs and responsive mechanisms to support the Western Australian creative community's provision of high quality public art experiences within the City of Perth.

Strategies for Delivery:	Outcomes:
7.1 Investigate areas of need and opportunity for responsive resourcing of public art initiatives.	Ensure that the City's programs are responsive and provide targeted support where needed.
7.2 Develop responsive resourcing programs for implementation, addressing identified needs and opportunities.	Provide programs and mechanisms that help build capacity within public art in Perth and Western Australia.

Kyle Hughes-Odgers, *This Wall Talks*, 2012, Aerosol and Acrylic Paint, Lock Lane, Northbridge

An opportunity presented by the Office of Crime Prevention's State Graffiti Fund grants scheme led to this responsive and collaborative project delivered by the City's Youth arts projects arm, Foodchain, and the William Street Collective. This mural by by Western Australian artist Kyle Hughes-Odgers (aka Creepy) was a key outcome of the project, others included light boxes and a short film documenting the evolution of the mural which was shaped by community input and engagement through workshops with young people in the city.

I:\CPS\Admin Services\Committees\4. Finance and Admin\AS150527\5 Sch - Schedule 5 Public Art Strategy (Final with ISBN).pdf

Public Art Development: Communication

Taking a strategic approach to promoting and providing accessible information about the City of Perth's Public Art Collection and programs is key to realising full potential. In the current information age there are endless possibilities to generate discussion about public art across a diverse range of traditional media, events, social media, and on site within the city's public spaces.

The creation and distribution of web based and printed material about the City's temporary and ephemeral public art and events can promote and help to extend the impact of these beyond the duration of their presence in the city. Having detailed information about the City's public artworks available online would provide residents and visitors to the city with resources that would help them to find and interpret public art, and greatly enrich their experiences of the public art in the city. At a time when so much information is freely available from a wide range of sources, the City of Perth should drive the provision of current, reliable and useful information about public art within its boundaries and encourage the commentary that contributes to the vitality of artistic endeavours.

8

Strategic Objective 8

Develop a strategic approach to promoting and making the City of Perth's public art more accessible through development and management of relevant communications tools.

Strategies for Delivery:	Outcomes:
8.1 Develop a platform for making information from the public art database accessible to the public.	Ensure that accurate and reliable information is available to the public for research purposes and to help locate and interpret public art and acknowledge the creators.
8.2 Develop a strategic public art communications program, across multiple media/ platforms.	Enhance the presence of the City's public art on the web, in more traditional media and on site.
8.3 Plan to review interpretive signage and plan to ensure consistency and improve availability of information.	Ensure that reliable information is available to the public to help locate and interpret public art.

Kat Black and Jasper Cook, *Bunnies*, 2013, HDPE Plastic, LED Lights, 111-133 Goderich Street, East Perth

Western Australian artists VJ Zoo (Kat Black and Jasper Cook) were commissioned by the City of Perth for the public art component of the Key City Worker Housing Development project in East Perth. These four large, internally lit bunnies of translucent, roto-moulded plastic were installed in 2013. They humorously evoke children's night lights, make innovative use of new materials, and demonstrate the capacity for new public art commissions to enliven the built environment.

Funding

City of Perth Funding

The City allocates both capital and operational funds from its annual budget to resource public art projects and programs. Public art projects that align with the City's Public Art Strategy and policies may be initiated and delivered by a variety of units within the organisation. The City of Perth will also look to implement mechanisms that provide strategic support for its public art programs and help to build the capacity of the organisation to deliver high quality public art outcomes. Amongst the resourcing initiatives being considered are:

- A **Public Art Reserve**[7] to facilitate the accumulation of funds to support the delivery of new commissions of enduring art, and act as a repository for financial gifts and bequests.
- A **percent for art scheme**[7] to ensure that high quality public art is an integral part of all significant capital works projects undertaken by the City of Perth, based on successful models used by other cities and local governments around the world.

External Resourcing for Public Art

The City of Perth works with a range of external parties and organisations to resource and deliver public art in alignment with the City's strategy and vision. Through partnership and collaboration, these external parties may assist in resourcing and supporting the City's public art in the following ways:

- Where in alignment with the City's strategy and policies, the City of Perth may acquire public art for its collection as **contributed assets** from developers and other external parties.
- The establishment of a **percent for art scheme for private developments**[8], may be considered to encourage and achieve strong public art outcomes in partnership with others involved in enhancing the city's built environment.
- The City of Perth is in partnership with the **Perth Public Art Foundation** and the **Heirisson Island Sculpture Park Inc.**, both non-profit organisations working to advance philanthropy and partnerships with the private sector to support public art outcomes within the city.
- The City also works closely and collaboratively with a range of State Government Authorities, public agencies and private developers to deliver public art within developments situated inside the City's boundaries.

Public Art Administration

In addition to resourcing public art through providing qualified staff, administrative support and management within the City's Community Services Unit, the City of Perth also supports its Public Art Focus Areas through drawing on a broad knowledge base that extends beyond the resources available within the organisation. The City of Perth's public art programs will be developed with input from, and in consultation with, experts in fields directly relevant to public art, and cultural advisors where appropriate.

A **Public Art Advisory Panel** will be convened by the City to bring together a diverse mix of experts in the industry to provide independent advice and to make recommendations on the implementation of the Public Art Strategy, policies, projects and programs.

Where public art projects are being developed to tell Aboriginal stories, an **Aboriginal Reference Group,** comprising cultural representatives from the Aboriginal community, will advise on the cultural appropriateness of projects in Whadjuk Noongar country.

Within the organisation, a **Public Art Working Group**, comprising representatives from across the City's units, will facilitate internal consultation and liaison to ensure alignment of public art projects with the strategy and policy.

6 Recommendation 10, Public Art Study: Review Report, adopted by Council, 27 January 2010
7 Recommendation 2, Public Art Study: Review Report, adopted by Council, 27 January 2010
8 Recommendation 12, Public Art Study: Review Report, adopted by Council, 27 January 2010

I:\CPS\Admin Services\Committees\4. Finance and Admin\AS150527\5 Sch - Schedule 5 Public Art Strategy (Final with ISBN).pdf

Organisational Context

The City of Perth's Public Art Strategy works in conjunction with a suite of strategic and operational documents that guide both the direction and the implementation of public art within the city.

The City of Perth adopts an Integrated Planning Approach. The City of Perth's Integrated Planning and Reporting Framework (IPRF) is outlined in the diagram below, showing the interaction between the plans and the influence of the informing strategies. The intent of the IPRF is to ensure the priorities and services provided by the City of Perth are aligned with our community's needs and aspirations.

The **Strategic Community Plan, Vision 2029+**, is the City's long term strategic direction that expresses the community's vision for the future together with the strategies to address strategic community outcomes.

This drives the City of Perth's **Corporate Business Plan**, which is the detailed implementation plan for services, key projects and capital investments over the next four years.

The actions to activate the City's **Informing Strategies** are key components of the City's Corporate Business Plan. The Public Art Strategy is one of these Informing Strategies, identifying and shaping public art priorities, projects, programs and service delivery to meet the outcomes of the Strategic Community Plan.

The City's key strategic enablers show how we are equipped to deliver on the commitments made in the Corporate Business Plan. These strategic enablers are:

- **Long Term Financial Plan**
  This plan allows for appropriate decision making with emphasis on financial sustainability.
- **Workforce Plan**
  This plan identifies the workforce requirements needed for current and future operations.
- **Corporate Asset Management Plan**
  This plan provides guidance on service provision to inform the City's financial and key service needs.

The City's **Annual Budget** is based on the projected costing of year one of the Corporate Business Plan, with opportunity to review during the mid-year budget review processes.

INTEGRATED PLANNING & REPORTING FRAMEWORK

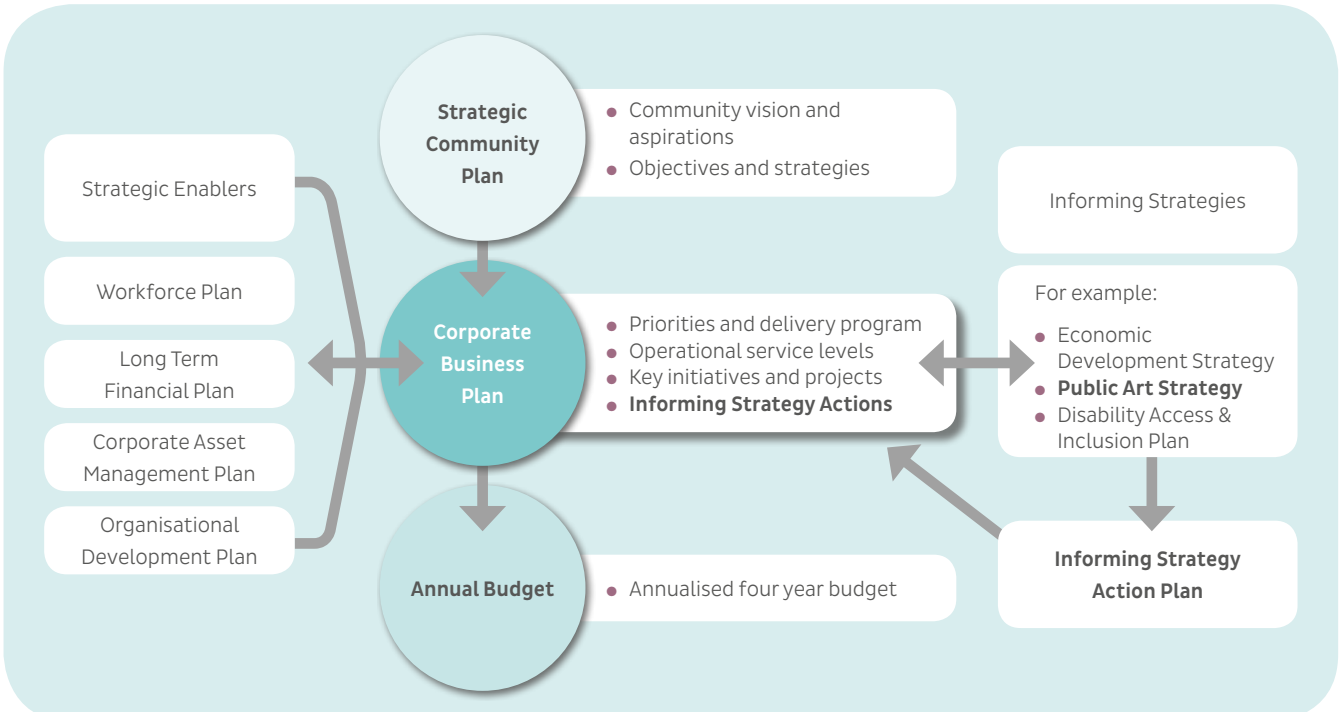

The principles, challenges, opportunities and strategies for delivery detailed in this Public Art Strategy will guide its implementation, giving shape and purpose to a **Four Year Public Art Action Plan**, in which the City's commitments are prioritised, resources allocated, and partnerships and responsibilities identified. The Four Year Action Plan is reviewed annually in line with the City's Annual Budget.

The Public Art Strategy will be reviewed in alignment with developments in the Strategic Community Plan. It will be reviewed every two years, alternating between a minor review (updating as needed) and a major review (seeking community input and retesting the vision).

The diagram below outlines the interface of the Public Art Strategy with other City of Perth strategic and operational documents with special relevance for public art. (Solid lines indicate existing documents, dashed lines indicating documents currently in development).

As indicated below, the Public Art Strategy and Action Plan are in alignment with City of Perth Policies. The City of Perth Policy Manual can be accessed at http://www.perth.wa.gov.au/sites/default/files/documents/Policymanual_0.pdf

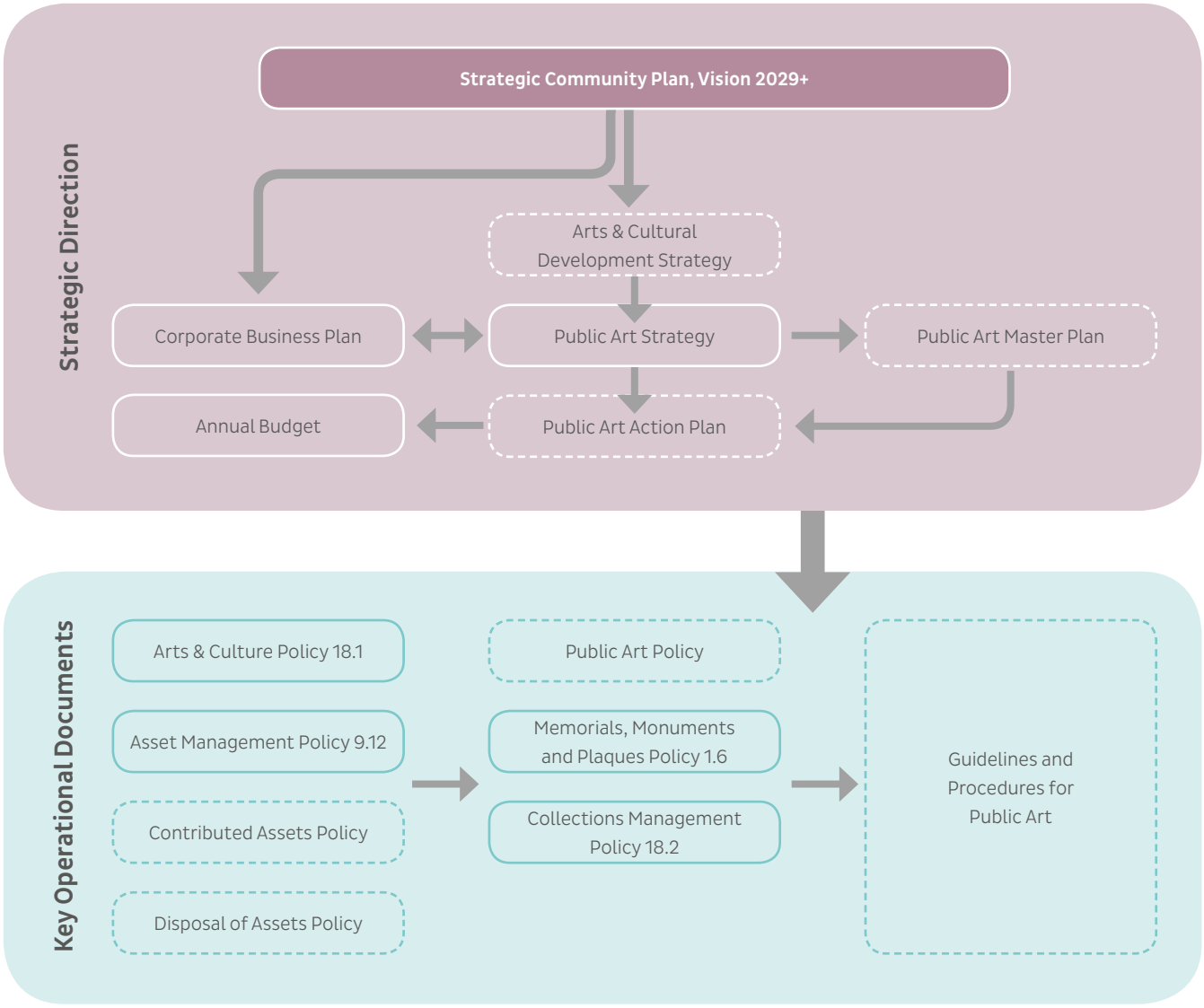

I:\CPS\Admin Services\Committees\4. Finance and Admin\AS150527\5 Sch - Schedule 5 Public Art Strategy (Final with ISBN).pdf

Glossary and Definitions

Public Art
Public art is an enduring or temporary work of art, created by an artist that has been commissioned or acquired specifically to be made accessible within the public realm.

For the purposes of this strategy, public art does not include:

- busking, art markets, pop-up galleries;
- community arts programs;
- commercial promotions in any form including business logos or brands;
- directional / way-finding elements such as super-graphics, signage or colour coding;
- objects that are mass-produced or reproduced;
- most art reproductions; or
- services or utilities necessary to operate or maintain artworks.

Artist
It is acknowledged that the term 'artist' is self–referencing. For the purposes of this strategy artists are expected to be able meet at least two of the following criteria:

- A person who has completed a university degree or a diploma in a relevant arts field (i.e. visual arts, multi-media, fine arts) as appropriate to the public art commission brief;
- A person who evidences the sale of their artwork through one or more reputable art galleries whose primary business is dealing in the works of professional artists;
- A person who has had works of art purchased by major public collections;
- A person who evidences their experience in implementing successful public art projects; or
- A person who earns the majority of their income from arts-related activities, including; teaching, selling artwork, or undertaking public art commissions.

Public Art Reserve
The City will look to establish a Public Art Reserve Account for the purpose of providing sufficient financial capacity to deliver new commissions of enduring public art as identified in the City's Public Art Strategy and Master Plan. The Public Art Reserve Account may be funded through:

- an annual budget allocation;
- contributions in lieu of a public art project from relevant Percent for Art Schemes implemented by the City; and
- monetary donations, gifts and bequests.

Percent for Art Scheme - City of Perth Developments
The City of Perth will consider the establishment of a scheme contributing a minimum 1% of the budget of any eligible capital works project (new and improvement) toward the commissioning or purchase of public art integrated into that capital works project.

Percent for Art Scheme - Private Developers
The City of Perth will investigate the development of Planning Policy under the City Planning Scheme No.2, considering the implementation of a percent for art scheme for private developments and the inclusion of requirements for public art projects by private developers to align with the City's Public Art Strategy, Policies and Master Plan.

Public Art Advisory Panel
The Public Art Advisory Panel will be convened by the City as an industry recognised peer assessment body. The Public Art Advisory Panel's recommendations will help to ensure that the City's Public art projects, programs and services:

- comply with relevant legislation, Council Policies and endorsed strategic plans;
- support the City of Perth in building on its capital city leadership role in the arts; and
- promote and advocate for public art that seeks out the best contributions from the arts and cultural community, and stimulates community dialogue and debate around contemporary issues.

The panel will provide input and recommendations in situations including, but not limited to, the following:

- the review of policies relevant to public art and related plans, strategies and operational guidelines;
- the development and revision of assessment criteria and measures appropriate for the evaluation of public art proposals and service delivery.
- acquisition of public artworks, being through either, commission, purchase, partnership, or contributed assets; and
- deaccessioning, disposal and relocation of the City's public art.

Public Art Working Group
Liaison within the City and collaboration between the City's Units on Public Art projects will be facilitated by the Public Art Working Group, made up of key internal stakeholders. This working group will play a key role by:

- identifying Capital Works Projects where Percent for Art (if implemented) is required;
- ensuring awareness of, and alignment with, the Public Art Strategy, Master Plan and Policy, throughout the City; and,
- strengthening collaborative relationships within the City through consultation.

Aboriginal Reference Group
Any public art project telling Aboriginal stories will be put to an Aboriginal Reference Group to seek approval for and to ensure the cultural appropriateness of public art projects in Whadjuk Country. The Aboriginal Reference Group will comprise Aboriginal cultural representatives as appropriate to the project, including Whadjuk Noongar representatives.

Perth Public Art Foundation
The Perth Public Art Foundation is an independent and not-for-profit charitable organisation, funded through a principal partnership from the City of Perth. The Foundation provides a partnership vehicle for the City to support its public art vision, through the pursuit of business partnership and philanthropic endeavour to support the commissioning of new works of public art within the city.

Heirisson Island Sculpture Park Inc.
The Heirisson Island Sculpture Park Inc. is a not for profit group of individuals who donate their time, professional expertise and other resources to promote and realise a vision for the development of a world-class sculpture park on Heirisson Island.

Contributed Assets
Works of public art that are purchased or commissioned by an external party and handed over to the City of Perth for ongoing care and maintenance, are considered to be contributed assets of the City. Gifts and donations of public artworks are included in this definition of contributed assets. All such contributed assets must meet the City's acquisition criteria for public art and comply with City policies to be approved for acceptance into the City of Perth's Public Art Collection.

I:\CPS\Admin Services\Committees\4. Finance and Admin\AS150527\5 Sch - Schedule 5 Public Art Strategy (Final with ISBN).pdf

Brian McKay and Ahmad Abas, *Penrose's Impossible Triangle*, 1999, intersection of Brook Street, Royal Street and East Parade, East Perth

I:\CPS\Admin Services\Committees\4 - Finance and Admin\AS15052\A5 Sch 1 Schedule 5 Public Art Strategy (Final with Isbn).pdf

City of Perth

Appendices Online

The appendices to this Public Art Strategy have been made available online and can be accessed from the City of Perth's website.

I:\CPS\Admin Services\Committees\4. Finance and Admin\AS150527\5 Sch - Schedule 5 Public Art Strategy (Final with ISBN).pdf

Appendix A:

Alignment of Principles with Strategic Community Plan, Vision 2029+

No.	Guiding Principle	Alignment with Theme	Alignment with Community Outcomes	Alignment with Strategy
1	Public art in the City of Perth will acknowledge all Western Australians as stakeholders in Perth's capital city community and the City will work in partnership and collaboration to deliver public art that creates a sense of ownership, identity and pride in the city.	Perth as a Capital City	The City is recognised internationally as a city on the move and for its liveability, talented people, and centres of excellence and business opportunities.	S6. Collaborate with private sector to leverage city enhancements.
6	Public art in the City of Perth will showcase the best of contemporary Western Australian, Australian and international art, encouraging new ideas, the application of new technologies and approaches, and delivering public art of the highest aesthetic and fabrication standards.			S5. Increased place activation and use of under-utilised space.
5	Public art in the City of Perth will contribute to creating an internationally recognisable identity, attracting visitors to the city and delivering both direct and indirect economic benefits.			S5. Increased place activation and use of under-utilised space
2	Public art in the City of Perth will engage and include the City's diverse community, irrespective of age, ability, social or cultural background.	Living in Perth & Healthy and Active in Perth	The City is a place where a diverse range of people choose to live for a unique sustainable urban lifestyle and access to government and private services.	S9. Promote and facilitate CBD living S15. Reflect and celebrate the diversity of Perth
3	Public art in the City of Perth will acknowledge and celebrate Aboriginal culture, storytelling and traditions, in consultation with our Aboriginal community.	Healthy and Active in Perth	A city with a well-integrated built and green natural environment in which people and families chose a lifestyle that enhances their physical and mental health and take part in arts, cultural and local community events.	S17. Recognition of Aboriginal culture and strong relationships with the Aboriginal community
4	Public art in the City of Perth will uphold artistic freedom, and encourage commentary and debate as a sign of a healthy and engaged community.	Healthy and Active in Perth & Capable and Responsive Organisation		S15. Reflect and celebrate the diversity of Perth S20. Meaningful and contemporary community engagement and communications
7	Public art in the City of Perth will be preserved and promoted as a valuable resource for the community, and managed and developed sustainably and responsibly in accordance with the City's asset management policies and industry standards.	Capable and Responsive Organisation	A capable, flexible and sustainable organisation with a strong and effective governance system to provide leadership as a capital city and deliver efficient and effective community centred services.	S18. Strengthen the capacity of the organisation

Appendix B:
Development and Alignment of Strategic Objectives

The key recommendations of the City's research and consultation have informed the strategic objectives, focus areas and programs outlined in this Strategy as follows:

Strategic Objectives for Public Art	Focus Area	Program
Document and manage works of public art owned by the City of Perth, employing industry best practices to maintain and develop a public art collection of quality and significance.+	Enduring Art	Collection Development
Continue to pursue and expand programs that include public art as an integral part of urban development within the City of Perth.+	Enduring Art	New Commissions
Refine and expand a people friendly City of Perth by using public art to create beautiful and surprising environments that enhance the visual quality of the city.*	Enduring Art	New Commissions
Invite more people into the City of Perth by developing and supporting dynamic art interventions programs to create surprising and exciting experiences in the City's public spaces.*+	Art Interventions	Temporary and Ephemeral
Promote private sector participation in public art through investigating the development of public art initiatives for developers.+^	Public Art Development	Partnerships
Develop strategic partnerships and work collaboratively with external public art providers to enable the City of Perth's support for public art to become more dynamic and ensure high quality outcomes throughout the city.#^	Public Art Development	Partnerships
Devise flexible programs and responsive mechanisms to support the Western Australian creative community's provision of high quality public art experiences within the City of Perth.#	Public Art Development	Responsive Resourcing
Develop a strategic approach to promoting and making the City of Perth's public art more accessible through development and management of relevant communications tools.^	Public Art Development	Communication

Objectives sourced from the recommendations of public art research indicated in the above table as follows:

+ Public Art Study, 1995

City of Perth Arts Policy: Research and Consultation Report, 2001

* Public Spaces & Public Life, 2009

^ Public Art Study: Review Report, 2010

See Appendix F for more detail on the research informing this strategy.

Appendix C: City of Perth Public Art Collection, List of Works

Title	Artist/s	Year of Work	Location	Acquired by City of Perth	Asset Type	Provenance
Alexander Forrest Monument	PORCELLI, Pietro Giacomo	1903	Outside Main Gate, North Western entrance to Stirling Gardens	1903	Memorial/ Monument	Other
International Order of Good Templars Memorial	N/A	1922	Supreme Court Gardens, behind the Law Museum	1922	Memorial/ Monument	Other
Edith Dircksey Cowan Memorial	JOHNSON, Margaret	1934	Roundabout at intersection of Malcolm Street, Faser Avenue & Kings Park Drive, West Perth	1934	Memorial/ Monument	Other
Memorial to Lieu.-General Sir J. J. Talbot Hobbs	KOHLER, Edward	1940	Western edge of Supreme Court Gardens	2014	Memorial/ Monument	Other
Ore Obelisk	RITTER, Paul	1971	North Eastern corner of Stirling Gardens	1971	Memorial/ Monument	Other
Narrows Interchange Monument	OLDHAM, John	1973	Narrows Interchange Park, Perth	1976	Memorial/ Monument	Other
Captain Stirling Memorial	SOMERS, Phil	1979	Formerly: in Foundation Park, South Western Side of Perth Town Hall	1979	Memorial/ Monument	Other
Yagan	HITCHCOCK, Robert	1984	Heirisson Island, Western End, South of Causeway	1984	Memorial/ Monument	Other
John Septimus Roe	JAMES, Greg	1990	North Eastern corner, intersection of Adelaide Terrace and Victoria Avenue, Perth	2007	Memorial/ Monument	Other
Memorial to Victims of the Holocaust	N/A	1995	North Western corner of Stirling Gardens	1995	Memorial/ Monument	Other
Fountain for Youth	N/A	1997	Solidarity Park, cnr Parliament Place and Harvest Terrace	2013	Memorial/ Monument	Other
Solidarity Park Rock	N/A	1997	Solidarity Park, cnr Parliament Place and Harvest Terrace	2013	Memorial/ Monument	Other
Wall of Remembrance	N/A	1997	Solidarity Park, cnr Parliament Place and Harvest Terrace	2013	Memorial/ Monument	Other
Mark Allen Memorial	N/A	1997	Solidarity Park, cnr Parliament Place and Harvest Terrace	2013	Memorial/ Monument	Other
Peace Grove - Dove Seat	EDWARDS, Flint	1998	Peace Grove, Swan River Foreshore near Arden Street, East Perth	2002	Memorial/ Monument	Other
Windan Bridge Memorial	N/A	2000	East Perth Foreshore, just North of Windan Bridge	2002	Memorial/ Monument	Other
Bust of Baudin	GELENCSER, P.	2001	Western end of Point Fraser reserve, near the Wetlands Boardwalk	2001	Memorial/ Monument	Other

Title	Artist/s	Year of Work	Location	Acquired by City of Perth	Asset Type	Provenance
de Vlamingh Sundial Memorial	(SMITH SCULPTORS) SMITH & WALSH-SMITH, Charles & Joan	2007	Formerly to West of Barrack Square on Swan River Foreshore	2007	Memorial/ Monument	City of Perth
Vasto Monument	N/A	2008	Lake Vasto, Ozone Reserve, East Perth	2008	Memorial/ Monument	Other
Sir Charles Court Memorial - Figure and Platform	JONES, Ben	2011	South Western corner of intersection of Mount Street and St Georges Terrace	2011	Memorial/ Monument	Other
Peter Pan (Replica)	FRAMPTON, Sir George	1927	Immediately to the West of Central lakes Queens Gardens, East Perth	1933	Public Art	Other
Coat of Arms	ALLEN, Geoffrey	1963	Immediately to East of Northern (main) entrance to Council House	1963	Public Art	City of Perth
Untitled	SANDERS, Tom	1971	Southern end of Foyer, Western Side of Perth Concert Hall	1973	Public Art	City of Perth
Narrows Interchange Underpass Mosaics	OLDHAM, John	1973	Eastern Section of Narrows Interchange Park (David Carr Memorial Gardens), beneath Riverside Drive	1976	Public Art	Other State Gov
Forrest Chase Windows	JUNIPER, Robert	1989	Padbury Walk, Forrest Chase, in arches opposite Nothern, Western and Southern Entries to Myer.	1989	Public Art	Other
Untitled	MORRISON & BURGESS, Jerry & John	1994	Barrack Street Entrance to Citiplace Complex	1994	Public Art	Forrest Place Art Foundation
Two Fighting Snakes	TJUPURULLA, Matthew Gill	1994	South Western corner of Forrest Place, Perth	1994	Public Art	Forrest Place Art Foundation
Circumvolution	EGAN, Miv	1994	Citi Place Complex, Eastern access way	1994	Public Art	Forrest Place Art Foundation
Pagoda	JAMES & DADICH, Greg & Drago	1995	Russell Square, Northbridge	1995	Public Art	City of Perth/State Government
Epichoresis	KOVACSY, Peter	1995	Swan River Foreshore, Riverside Drive, to East of Governor's Ave	1995	Public Art	City of Perth/State Government
Bronze Crosses on Bollards - No. 1	McGREGOR, Malcolm	1995	King Street, Eastern side, North of Hay Street intersection	1995	Public Art	City of Perth/State Government
Bronze Cross on Bollard and Paving - No. 2	McGREGOR, Malcolm	1995	King Street, Eastern Side, North of St Georges Terrace intersection	1995	Public Art	City of Perth/State Government
King Street Drinking Fountain	McGREGOR, Malcolm	1995	King Street, Western Side, South of Murray Street intersection	1995	Public Art	City of Perth/State Government
Bootmaker Plaque	JONES, Adrian	1996	Hay Street Mall, Southern side, East of entrance to Ennex 100 Arcade	1996	Public Art	City of Perth/State Government
Coffee Plaque	JONES, Adrian	1996	Hay Street Mall, Northern side, Entrance to Plaza Arcade	1996	Public Art	City of Perth/State Government

Title	Artist/s	Year of Work	Location	Acquired by City of Perth	Asset Type	Provenance
Ooshta Plaque	JONES, Adrian	1996	Hay Street Mall, Southern side, West of Barrack Street	1996	Public Art	City of Perth/State Government
Going Home	NEIL, Anne	1996	Traffic island at intersection of St Georges Terrace and Mount Street, Perth	1996	Public Art	City of Perth/State Government
As the Crow Flies	NEIL, Anne	1996	Intersection of St Georges Terrace and Milligan Street	1996	Public Art	City of Perth/State Government
Unidentified Photographer	NEIL, Anne	1996	Traffic island at intersection of St Georges Terrace, Elder Street and Malcolm Street, Perth	1996	Public Art	City of Perth/State Government
Co-existence	LOWE, Peter	1997	Council House Gardens, South Western side of eliptical grassed terrace behind Council House	1997	Public Art	City of Perth/State Government
Kangaroos (Phase 1)	(SMITH SCULPTORS) SMITH & WALSH-SMITH, Charles & Joan	1996	St Georges Terrace, Southern side, near Stirling Gardens	1998	Public Art	City of Perth/State Government
Wave Bench with Cast Bronze Fish	NEIL, Anne	1998	Swan River Foreshore Rest Area, Riverside Drive, near WA Rowing Club	1998	Public Art	City of Perth
Mice (Perth Technical College Bronzes)	NEIL, Anne	1998	Perth Town Hall, near Western Entrance	1998	Public Art	City of Perth
The Secret of Point Zero	HENDER, Mick	1999	13 plaques in different locations across the City, see http://www.perth.wa.gov.au/static_files/ptzero/index.html	1999	Public Art	City of Perth
People in the City	NEIL & TEPPER, Anne & Steve	1999	Hay Street, Southern side, West of William Street intersection	1999	Public Art	City of Perth
Kangaroos (Phase 2)	(SMITH SCULPTORS) SMITH & WALSH-SMITH, Charles & Joan	1998	St Georges Terrace, Southern side, near Stirling Gardens	2000	Public Art	City of Perth/State Government
Gumnut Babies	BAILEY, Claire	2001	Western edge of Stirling Gardens	2001	Public Art	City of Perth
Smoke Stack Wind Vane	GREEN, Stuart	1994	Eastern entrance to Claisebrook Station	2002	Public Art	East Perth Redevelopment Authority
Small Figurative Bronzes - Lizard	JAMES, Greg	1994	Eastern Entrance to Central Courtyard, Macey Place Pocket Park, East Perth	2002	Public Art	East Perth Redevelopment Authority
The Red Surveyor	TARRY, Jon	1994	Boans Place, intersection of Glyde and Brook Streets, East Perth	2002	Public Art	East Perth Redevelopment Authority
Sculptured Seating	COX, Mark	1994	Henry Lawson Walk, Claisebrook Cove, East Perth	2002	Public Art	East Perth Redevelopment Authority

Title	Artist/s	Year of Work	Location	Acquired by City of Perth	Asset Type	Provenance
The Fire Wall (Weeping Wall)	FARMAN & GEORGE, Nola & Marcelle	1994	The Greenway, backs onto Western end of carpark off Saunders Street, East Perth	2002	Public Art	East Perth Redevelopment Authority
Theatre Seats	COX, Mark	1994	Central Courtyard, Macey Place Pocket Park, East Perth	2002	Public Art	East Perth Redevelopment Authority
Sea Queen and Standing Figure	JONES, Tony	1995	Henry Lawson Walk, Northern Pier, Claisebrook Cove, East Perth	2002	Public Art	East Perth Redevelopment Authority
Channel Markers	McGREGOR, Malcolm	1995	Situated one on either side of the inlet to Claisebrook Cove, East Perth.	2002	Public Art	East Perth Redevelopment Authority
River Tree Mosaics	HERINGTON, Wendy	1996	Circular pathway in Central section of Mardalup Park, East Perth	2002	Public Art	East Perth Redevelopment Authority
Sedimentary Walls	N/A	1996	North Eastern end of Mardalup Park, East Perth	2002	Public Art	East Perth Redevelopment Authority
Mardalup Park Entrance Sign	N/A	1996	Brown Street entrace to Mardalup Park, East Perth	2002	Public Art	East Perth Redevelopment Authority
Steel Magnolias	DENARO, Jon	1996	North Eastern end of Mardalup Park, East Perth	2002	Public Art	East Perth Redevelopment Authority
Shoreline Marker Posts	FINLAYSON, Robert	1996	South Western Side of Northern Section of Mardalup Park, East Perth	2002	Public Art	East Perth Redevelopment Authority
Spiral Artwork	FINLAYSON, Robert	1996	South Eastern corner of Mardalup Park, East Perth	2002	Public Art	East Perth Redevelopment Authority
Victoria Gardens Shelter	DREXEL, Ralph	1996	North Western corner of Victoria Gardens, East Perth	2002	Public Art	East Perth Redevelopment Authority
Regeneration	CAPELLE & DRYSDALE, Joanna Lefroy & Pippin	1996	Niches under Northern edge of Victoria Gardens, on Southern pier of Inlet to Claisebrook Cove	2002	Public Art	East Perth Redevelopment Authority
Charnock Woman	EGAN, DAWSON & HILL, Miv, Jenny & Sandra	1996	Eastern Observatory, Victoria Gardens, East Perth	2002	Public Art	East Perth Redevelopment Authority

Title	Artist/s	Year of Work	Location	Acquired by City of Perth	Asset Type	Provenance
Illa Kuri Sacred Dreaming Path	MORRISON, Toogarr (Jerry)	1996	Swan River Foreshore, North Eastern corner of Victoria Gardens, East Perth	2002	Public Art	East Perth Redevelopment Authority
Stone Circle	MORRISON, Toogarr (Jerry)	1996	Western end of Victoria Gardens, East Perth	2002	Public Art	East Perth Redevelopment Authority
Yoondoorup Boorna	TOOMATH, Alma	1996	Swan River Foreshore, North Eastern corner of Victoria Gardens, East Perth	2002	Public Art	East Perth Redevelopment Authority
Ceramic Disks	DAWSON, Jenny	1997	Retaining wall facing Swan River Foreshore, beneath Vanguard Terrace, East Perth	2002	Public Art	East Perth Redevelopment Authority
Trafalgar Road Culvert/ Retaining Wall	FARMAN & GEORGE, Nola & Marcelle	1998	South Eastern end of Claisebrook Cove, under Trafalgar Road Bridge, East Perth	2002	Public Art	East Perth Redevelopment Authority
Greenway Fountain	FARMAN & GEORGE, Nola & Marcelle	1998	The Greenway, South Eastern corner of intersection of Royal Street and Fielder Street, East Perth	2002	Public Art	East Perth Redevelopment Authority
Brook Street Underpass	FARMAN & GEORGE, Nola & Marcelle	1998	The Greenway, beneath Brook Street, East Perth	2002	Public Art	East Perth Redevelopment Authority
Plain Street Underpass Text	FARMAN & GEORGE, Nola & Marcelle	1998	Midway along southern side of Victoria Gardens, East Perth	2002	Public Art	East Perth Redevelopment Authority
Diver and Dogs	SHERIDAN, Russell	1998	Old Belvidere Promenade, East Perth	2002	Public Art	East Perth Redevelopment Authority
Pump Station Mural Incorporating the Magpie Painting.	Aztec Signs and Murals	1998	near South Eastern corner of Victoria Gardens, East Perth	2002	Public Art	East Perth Redevelopment Authority
Penrose's Impossible Triangle	McKAY & ABAS, Brian & Ahmad	1999	Roundabout, intersection of Royal, Brook and East Parade, East Perth	2002	Public Art	East Perth Redevelopment Authority
Heritage Map	McGREGOR, Malcolm	2001	Intersection of Royal Street and Regal Place, East Perth	2002	Public Art	East Perth Redevelopment Authority
Unnamed Seat	KOOPERMAN & EDWARDS, Rueben & Flint	1998	At foot of retaining wall facing Swan River Foreshore, beneath Southern side of 16 Vanguard Terrace, East Perth	2002	Public Art	East Perth Redevelopment Authority

Title	Artist/s	Year of Work	Location	Acquired by City of Perth	Asset Type	Provenance
Nexus	GAUNTLETT, Simon	2002	Lake Street Plateia, Northbridge	2002	Public Art	East Perth Redevelopment Authority
Tree of Symbols	DRAPER, Kevin	2002	Hay Street, North East of Bennett Street intersection, East Perth	2002	Public Art	City of Perth
Talking Heads	MILLER , Andrew	2003	Small Reserve, North Eastern Corner, Hay and Thomas Street intersection	2003	Public Art	City of Perth
Urban Reflections: Percy in the Mirror	(SMITH SCULPTORS) SMITH & WALSH-SMITH, Charles & Joan	2006	Hay Street Mall, Southern side, East of London Court	2006	Public Art	City of Perth
Memory Markers	NEIL, Anne	2006	South Western Entrance to Stirling Gardens, intersection of Barrack Street and The Esplanade	2006	Public Art	City of Perth Public Art Foundation
Eliza	JONES, Tony	2007	Offshore from Mountsbay Road to East of Kings Park Ave	2007	Public Art	City of Perth
Judith	TULLOCH, Karin	1936	Alcove at 18 Howard Street, Perth	2008	Public Art	City of Perth Public Art Foundation
Untitled	JONES, Adrian	2005	Hay Street near Bremer Promenade, East Perth	2008	Public Art	Metropolitan Redevelopment Authority
Unfolding	TEPPER, Steve	2005	Northern side of Sunbeam Way, near intersection with Filder Street, East Perth	2008	Public Art	Metropolitan Redevelopment Authority
The Arch	GRANT, Lorenna	2010	Roundabout at intersection of James and Lake Streets, Northbridge	2010	Public Art	City of Perth
Oushi Zokei, Mobius in Space	USHIO, Keizo	2009	William Street entrance to Esplanade Railway Station	2010	Public Art	City of Perth Public Art Foundation
City Grid	COMPTON, Nicholas	2010	Entrance to 251-257 Hay Street, East Perth	2011	Public Art	City of Perth
Grow Your Own	ANGUS, James	2011	Wellington Street Entrance, Forrest Place, Perth	2011	Public Art	Other State Gov
Untitled	GILBY, Simon	2011	Centre of Florence Hummerston Reserve	2011	Public Art	City of Perth
Baba Yaga Houses	FAHMY, Marwa	2012	Central Institute of Technology, to East of Entrance to Building 2, Aberdeen Street, near Museum Street, Northbridge	2012	Public Art	Metropolitan Redevelopment Authority
Shimmer	WYBRANIEC & NEILLE, Jurek & Stephen	2012	Top of stairs from South Western side of carpark at Eastern end of Brown Street, East Perth	2012	Public Art	Metropolitan Redevelopment Authority
Labyrinth	HEIN, Jeppe	2012	Forrest Place	2012	Public Art	City of Perth
Bunnies	(VJZoo) BLACK & COOK, Kat & Jasper	2013	111-133 Goderich Street, East Perth	2013	Public Art	City of Perth

Appendix D.1:
Number of Works in the Public Art Collection Commissioned (by Decade) (at November 2014)

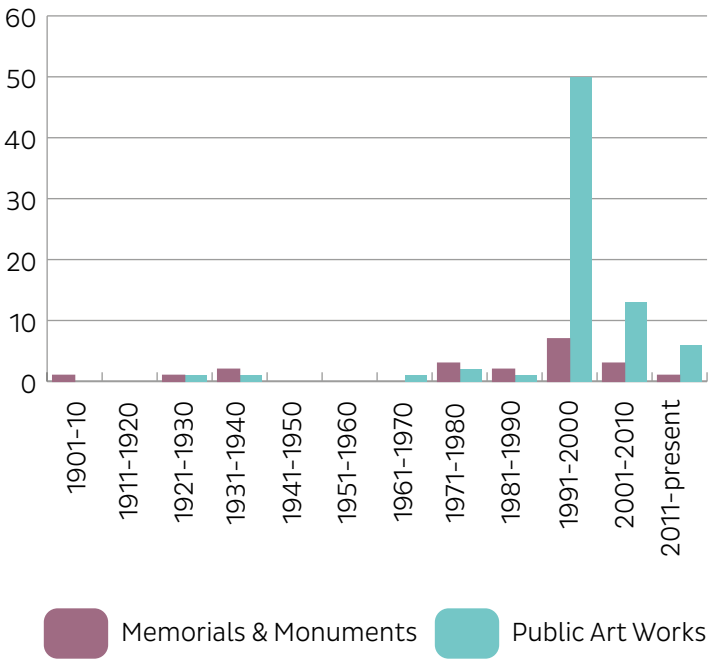

Appendix D.2:
Provenance of Works in the Public Art Collection (Memorials Excluded) (at November 2014)

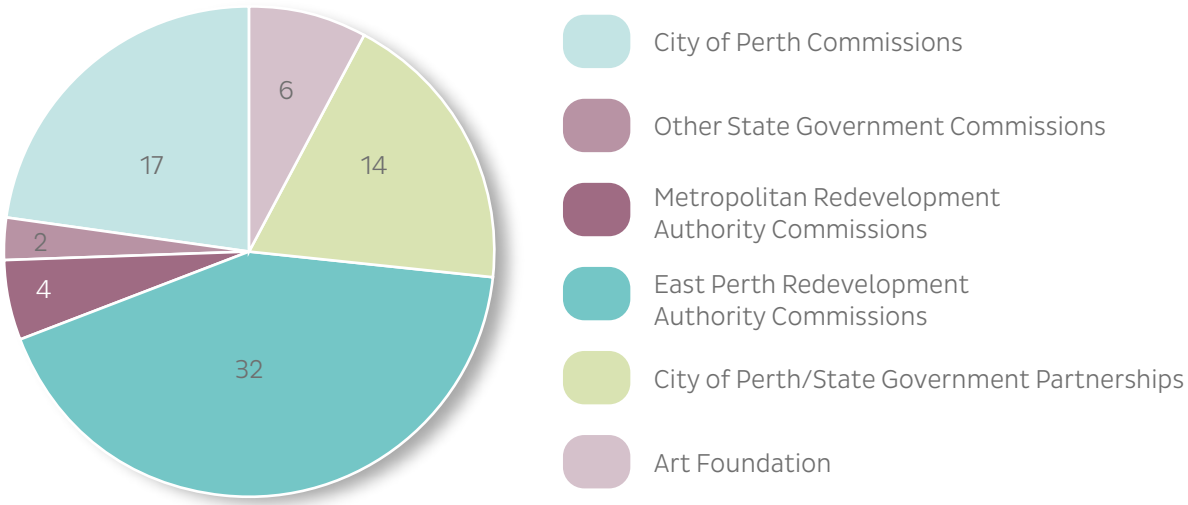

Appendix E: City Of Perth Public Art Collection (Enduring Art – Excluding Memorials) Locations 2014

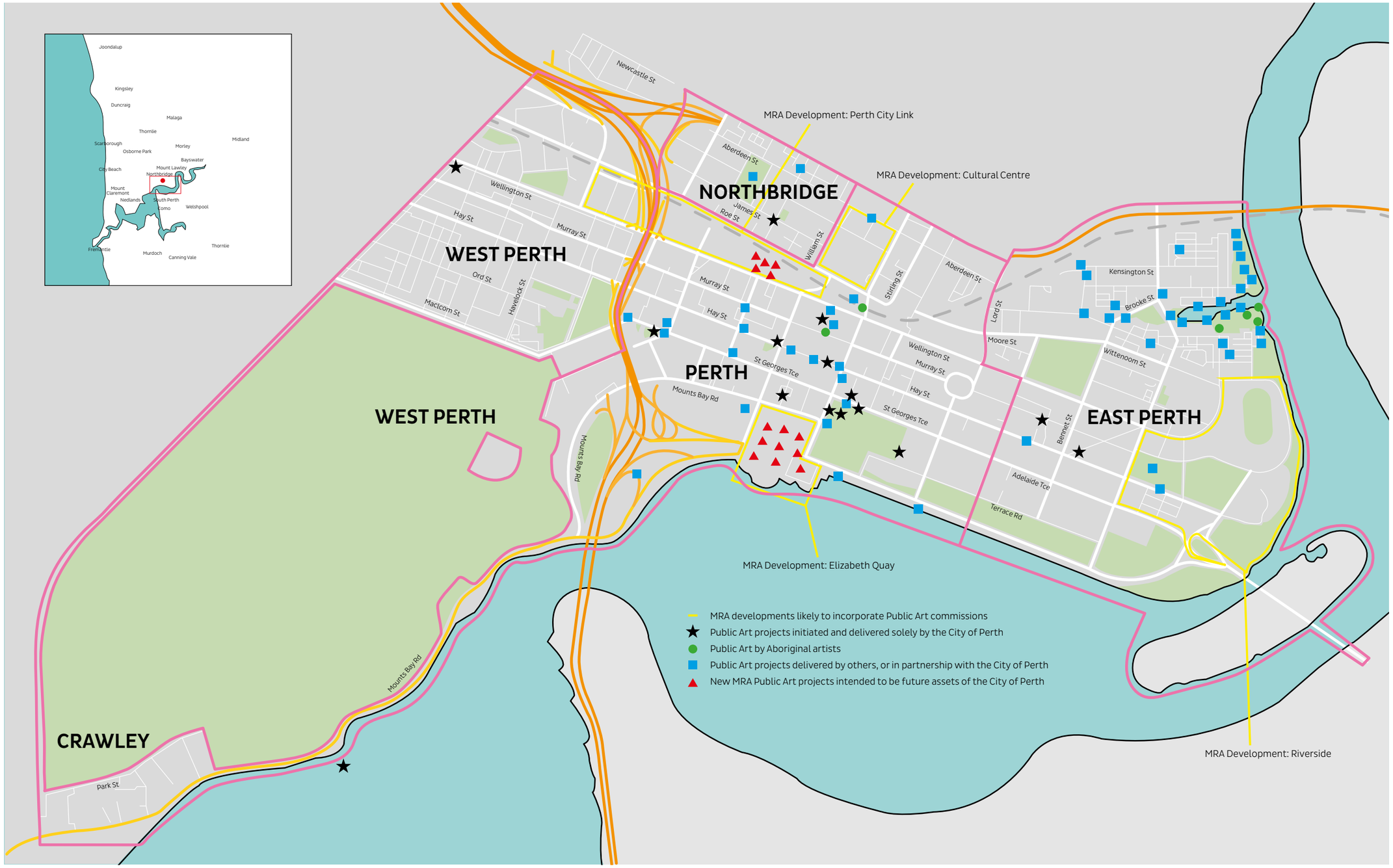

Appendix F: Informing Research

The research projects informing the City's direction for public art, can be summarised as follows:

- 1995, *Public Art Study*: Commissioned in association with the Perth: A City for People, a joint initiative with the State Government. The consultants prepared a *Public Art Report* and a *Public Art Strategy* which was not adopted by Council, though it informed a *Public Places Enhancement Strategy* which was adopted in 1996.
- 2001, *City of Perth Arts Policy: Research and Consultation Report:* Commissioned to help inform the development of a Social and Cultural Development Framework for the City of Perth. This research informed the subsequent development of the City of Perth's *Arts and Culture Policy 18.1*, which was adopted by Council on 9 September 2003.
- 2009, *Public Spaces & Public Life:* Follow-up research to update Gehl Architect's 1994 study of the Perth city centre, commissioned by the City of Perth and the Government of Western Australia. This report provides a detailed analysis of the city with a focus on the human dimensions of place enhancement, including reference to the impacts of public art.
- 2009, *Public Art Study: Review Report:* Review of the 1995 Public Art Strategy with the aim of articulating "a clear direction for the development of public art in Western Australia's capital city." The fourteen recommendations were adopted by Council on 27 January 2010, though many of these have not been actioned, pending the development and adoption of the City's Public Art Strategy and Policy.
- 2010, *Urban Design Framework:* Planning tool developed by the City of Perth, establishing a link between the State Government's *Capital City Planning Framework* and the City's operational policies and strategies. This flexible framework provides an overview that helps to inform planning controls to reflect the Council's long term vision for the development of Perth
- 2014, *Public Art Research Project:* Consolidated information on the City of Perth's Public Art Collection to develop a complete and accurate assets register. This recent audit has made available the information needed to evaluate the current situation of the City's public art, and some of the opportunities and challenges that this strategy addresses.

Many of these research projects have incorporated feedback, comments and suggestions gathered through extensive internal and external consultation. This consultation has captured input from:

- Members of the Public
- The Public Art Reference Group (Internal)
- Specialist Steering Group (Internal and External)
- Practising Artists
- Arts Sector Professionals
- Aboriginal Cultural Advisors
- Developers
- Urban Designers
- Architects
- Academics

I:\CPS\Admin Services\Committees\4. Finance and Admin\AS150527\5 Sch - Schedule 6 Public Art Strategy Appendices (Final).pdf

Western Australia

City of Perth Bill 2015

Contents

Part 1 — Preliminary

1. Short title 2
2. Commencement 2
3. Terms used 2
4. Objects 3
5. Relationship with *Local Government Act 1995* 3

Part 2 — City of Perth

Division 1 — City of Perth

6. City of Perth continued 4
7. Perth is capital of Western Australia 4
8. Objects of City of Perth 4

Division 2 — City of Perth Council

9. Representation on City of Perth Council 6
10. Special role of Lord Mayor 6
11. General roles of Lord Mayor and councillors 7

Division 3 — City of Perth Committee

12. City of Perth Committee 8
13. Functions of Committee 9
14. Meetings of Committee 10
15. Committee may regulate own procedure 10

Division 4 — Boundaries of City of Perth

16. Existing City of Perth boundaries to continue until 30 June 2016 10
17. City of Perth boundaries on and after 1 July 2016 11
18. Boundaries of other local government districts changed 11

Division 5 — Electoral matters

19. Election of Lord Mayor 12

20. Successful enrolment eligibility claim of non-resident occupier does not expire 12
21. Offence for owner or occupier to fail to notify becoming ineligible as elector 13

Division 6 — Application of *Local Government Act 1995*

22. *Local Government Act 1995* applies as if things done by section 2.1 order 14

Part 3 — Miscellaneous, transitional and savings provisions

Division 1 — Review of City of Subiaco ward boundaries and councillor numbers

23. City of Subiaco may review ward boundaries and councillor numbers 16

Division 2 — Provisions consequential on repeal of *City of Perth Restructuring Act 1993*

24. Preservation of rights of City of Perth superannuation scheme members who became employees of other local governments 17

Division 3 — Miscellaneous

25. Regulations 18

Division 4 — Transitional and savings provisions

26. Transitional regulations 18

Part 4 — Repeal and amendments to other Acts

Division 1 — Repeal

27. *City of Perth Restructuring Act 1993* repealed 21

Division 2 — *Botanic Gardens and Parks Authority Act 1998* amended

28. Act amended 21
29. Section 44A inserted 21
44A. Executive Director, Public Health responsible for public health matters 21
30. Section 53A inserted 23
53A. Local laws do not apply to King's Park 23

Division 3 — *Local Government Act 1960* Part VIA amended

31. Act amended 23
32. Section 170B amended 23
33. Section 170C amended 24

Division 4 — *Local Government Act 1995* amended

34. Act amended 24
35. Section 4.33 amended 24
36. Section 4.35 amended 24
37. Schedule 2.1 clause 5 amended 25

Schedule 1 — Map of City of Perth (effective 1 July 2016) (indicative only)

Defined terms

Western Australia

LEGISLATIVE ASSEMBLY

City of Perth Bill 2015

A Bill for

An Act to —

- **continue the City of Perth as a local government district but redefine its boundaries; and**
- **recognise Perth as the capital of Western Australia and the special significance of the role and responsibilities of the City of Perth that flow from that; and**
- **establish a City of Perth Committee with functions that include the facilitation of collaboration between the State and the City of Perth; and**
- **repeal the *City of Perth Restructuring Act 1993*; and**
- **make consequential and other amendments to the *Botanic Gardens and Parks Authority Act 1998*, the *Local Government Act 1960* Part VIA and the *Local Government Act 1995*; and**
- **provide for related matters.**

The Parliament of Western Australia enacts as follows:

Part 1 — Preliminary

1. Short title

This is the *City of Perth Act 2015*.

2. Commencement

This Act comes into operation as follows —

(a) Part 1 — on the day on which this Act receives the Royal Assent;

(b) the rest of the Act — on the day after that day.

3. Terms used

In this Act —

Authority means the Western Australian Land Information Authority established by the *Land Information Authority Act 2006* section 5;

City of Perth means the body corporate continued by section 6(1);

City of Perth Council means the council of the City of Perth;

Committee means the City of Perth Committee established by section 12(1);

councillor means a person who holds the office of councillor on the City of Perth Council;

Deposited Plan, followed by a number, means the deposited plan of that number —

(a) lodged with the Authority; and

(b) certified by an authorised land officer (as defined in the *Land Administration Act 1997* section 3(1)); and

(c) available —

(i) in paper form at the Authority's head office; and

(ii) in electronic form on the Authority's official website;

Lord Mayor means the Lord Mayor of Perth.

4. Objects

The objects of this Act are —

(a) to recognise, promote and enhance —

(i) the special social, economic, cultural, environmental and civic role that the City of Perth plays because Perth is the capital of Western Australia; and

(ii) the important role that the City of Perth plays in representing the broader Perth area and the State of Western Australia on both a national and international level;

and

(b) to provide for the constitution of the City of Perth Council and recognise the unique role and responsibilities of the Lord Mayor of Perth and City of Perth councillors; and

(c) to establish a City of Perth Committee as a means of facilitating collaboration between the State and the City of Perth; and

(d) to revise the boundaries of the City of Perth.

5. Relationship with *Local Government Act 1995*

If a provision of this Act conflicts or is inconsistent with the *Local Government Act 1995*, this Act prevails to the extent of the conflict or inconsistency.

Part 2 — City of Perth

Division 1 — City of Perth

6. City of Perth continued

(1) There continues to be a body corporate called the City of Perth.

(2) The City of Perth is the same body corporate that was continued by the *City of Perth Restructuring Act 1993* section 9(4).

(3) The City of Perth continues to be a local government district that is a city.

7. Perth is capital of Western Australia

Perth is the capital of Western Australia.

8. Objects of City of Perth

(1) The objects of the City of Perth are as follows —

(a) to provide for the good government of persons in the City of Perth, including residents, ratepayers and visitors;

(b) to represent the community and encourage community participation in decision-making;

(c) to provide a safe, clean and aesthetic environment for community members, people who work in the City of Perth, visitors and tourists;

(d) to continuously improve the services and facilities that the City of Perth provides to the community and to local, interstate and international visitors and tourists;

(e) to promote awareness of the facilities and events provided or facilitated by the City of Perth and encourage the community to make use of or participate in them;

(f) to initiate and promote the continued growth and environmentally sustainable development of the City of

Perth and ensure its continued role as a thriving centre of business with vibrant cultural and entertainment precincts, while enhancing and protecting its natural environment and having due regard to the flow-on impact on the Perth metropolitan area;

(g) to maintain and strengthen the local, national and international reputation of the Perth metropolitan area as an innovative, sustainable and vibrant global city that attracts and welcomes everyone;

(h) to nurture and support the initiatives and innovations of the diverse precincts of the City of Perth;

(i) to develop and maintain collaborative inter-governmental relationships at regional, State, national and international levels with a view to developing and implementing strategies for the continued improvement of the City of Perth;

(j) in achieving its objects, to use its best endeavours to strike an appropriate balance among the complementary and competing civic, economic, social, cultural and environmental considerations, including considerations relating to visitors and tourists.

(2) This section does not —

(a) limit the role, functions, powers and obligations of the City of Perth or the City of Perth Council under the *Local Government Act 1995* or any other written law; or

(b) impose on the City of Perth or the City of Perth Council any obligation that is enforceable in a court of law; or

(c) confer on any person any legal right that is enforceable in a court of law.

Division 2 — City of Perth Council

9. Representation on City of Perth Council

The City of Perth Council consists of —

(a) a mayor, called the Lord Mayor of Perth; and

(b) 8 councillors.

10. Special role of Lord Mayor

(1) The role of the Lord Mayor is as follows —

(a) to act as an ambassador for the City of Perth in hosting international delegations and attending local, regional, State, national and international civic functions and events;

(b) to carry out civic and ceremonial duties associated with the office of Lord Mayor;

(c) to develop and maintain inter-governmental relationships at regional, State, national and international levels, and as part of that to develop and implement strategies and policies that seek to ensure consistency in policies and strategic direction at all levels of government;

(d) to provide leadership and guidance to the City of Perth Council;

(e) to preside at meetings in accordance with the *Local Government Act 1995*;

(f) to speak on behalf of the City of Perth;

(g) to liaise with the chief executive officer of the City of Perth on the City of Perth's affairs and the performance of its functions;

(h) to perform whatever other functions are given to the Lord Mayor by this Act, the *Local Government Act 1995* or any other written law.

(2) This section does not limit —

(a) the role, functions, powers, obligations and responsibilities of the Lord Mayor under the *Local Government Act 1995* or any other written law; or

(b) the application of the *Local Government Act 1995* sections 2.9, 5.34 and 5.35 in relation to the performance of the functions of the Lord Mayor.

11. General roles of Lord Mayor and councillors

(1) In addition to the role set out in section 10, the role of the Lord Mayor includes the matters set out in subsection (2)(a) to (j).

(2) The role of a councillor is as follows —

(a) to represent the interests of electors, ratepayers and residents of the City of Perth;

(b) to serve the current and future interests of the community in the City of Perth;

(c) to provide leadership and guidance to the community in the City of Perth;

(d) to facilitate communication between the community and the City of Perth Council;

(e) to participate in the City of Perth Council's decision-making processes at council and committee meetings;

(f) to participate in the determination, oversight and regular review of the following matters, as required by the *Local Government Act 1995* or any other written law —

(i) the City of Perth Council's policies, goals, finances, resource allocation, expenditure and corporate strategies;

(ii) the efficiency and effectiveness of the City of Perth Council's service delivery, the performance standards for that service delivery

and the monitoring of those performance standards;

(g) in matters that relate to the unique responsibilities of the City of Perth that flow from Perth's status as capital of Western Australia, to seek to ensure that —

(i) an appropriate balance is struck among economic, social, cultural and environmental considerations; and

(ii) the flow-on effects on the broader metropolitan area are considered;

(h) to have due regard to the objects of the City of Perth in informing the City of Perth Council's work and in the making of decisions by the Council;

(i) to participate in achieving a vision for the desired future of the City of Perth through the formulation of strategic plans and policies that align with the objects of the City of Perth;

(j) to ensure that the City of Perth Council discharges its responsibilities under this Act, the *Local Government Act 1995* and any other written law;

(k) to perform whatever other functions are given to a councillor by this Act, the *Local Government Act 1995* or any other written law.

(3) This section does not limit the roles, functions, powers, obligations and responsibilities of the Lord Mayor or councillors under the *Local Government Act 1995* or any other written law.

Division 3 — City of Perth Committee

12. City of Perth Committee

(1) A committee called the City of Perth Committee is established.

(2) The membership of the Committee is as follows —

(a) the Premier of the State or a Minister of the Crown nominated by the Premier, who is the Chair of the Committee;

(b) the Minister to whom the administration of the *Local Government Act 1995* is committed by the Governor (the ***Minister for Local Government***);

(c) the Lord Mayor;

(d) the Deputy Lord Mayor of Perth;

(e) the chief executive officer of the City of Perth;

(f) the chief executive officer of the Department of the Public Service principally assisting the Minister for Local Government in the administration of the *Local Government Act 1995*.

(3) The Premier may invite any Minister of the Crown, Parliamentary Secretary or other member of Parliament to attend a meeting of the Committee.

13. Functions of Committee

The Committee's functions are as follows —

(a) to facilitate collaboration between the State and the City of Perth in order to further —

(i) the object set out in section 4(a); and

(ii) the objects of the City of Perth set out in section 8;

(b) to identify and promote opportunities and strategies for strengthening the economic, cultural, social, physical and environmental development and growth of the Perth Central Business District and other residential and non-residential areas of the City of Perth;

(c) to assist in the identification and development of mechanisms that promote greater integration between

the State's planning and development processes and those of the City of Perth;

(d) to identify and promote opportunities to improve, simplify and streamline the requirements and processes of the City of Perth with respect to development applications under the *Planning and Development Act 2005*;

(e) to develop and promote more efficient and effective transitioning arrangements for developments that are undertaken by or on behalf of the State and that are to become wholly or partly the responsibility of the City of Perth;

(f) to identify and develop other opportunities to further —

(i) the object set out in section 4(a); and

(ii) the objects of the City of Perth set out in section 8;

(g) to do anything that is incidental to the functions set out in paragraphs (a) to (f).

14. Meetings of Committee

(1) The Committee must meet at least twice each year.

(2) The Premier decides when the Committee is to meet.

15. Committee may regulate own procedure

The Committee may regulate its procedure in whatever manner it thinks fit.

Division 4 — Boundaries of City of Perth

16. Existing City of Perth boundaries to continue until 30 June 2016

(1) Until the end of 30 June 2016, the district of Perth continues to have the boundaries that it had immediately before this section comes into operation.

(2) However, this section does not prevent the subsequent making of an order under the *Local Government Act 1995* section 2.1 or any other order under that Act in relation to the district of Perth or any other district.

(3) Subsection (2) is subject to sections 17 and 22(3).

17. City of Perth boundaries on and after 1 July 2016

(1) On and after 1 July 2016, the district of Perth consists of the land delineated in red and coloured purple on Deposited Plan 404450.

(2) The map set out in Schedule 1 illustrates the boundaries of the district of Perth, but is indicative only and subsection (1) prevails if there is any inconsistency.

(3) The inclusion of the area known as King's Park in the district of Perth by this section does not affect —

(a) the status of that area as a Class A reserve under the *Land Administration Act 1997*; or

(b) the application of the *Botanic Gardens and Parks Authority Act 1998* to that area.

(4) This section is subject to section 22.

18. Boundaries of other local government districts changed

(1) On 1 July 2016, the boundaries of the City of Nedlands are changed so that the district consists of the land delineated in red and coloured purple on Deposited Plan 405530.

(2) On 1 July 2016, the boundaries of the City of Subiaco are changed so that the district consists of the land delineated in red and coloured purple on Deposited Plan 405529.

(3) This section is subject to section 22.

Division 5 — Electoral matters

19. Election of Lord Mayor

(1) The Lord Mayor is to be elected by the electors of the district of Perth under the *Local Government Act 1995* Part 4.

(2) The *Local Government Act 1995* sections 2.11 to 2.14 do not apply to the City of Perth.

20. Successful enrolment eligibility claim of non-resident occupier does not expire

(1) In this section —

enrolment eligibility claim means a claim —

(a) that a person is eligible, under the *Local Government Act 1995* section 4.30(1)(a) and (b), to be enrolled to vote at elections for the City of Perth on the basis of occupation of rateable property within the district of Perth; and

(b) that is accepted under section 4.32(4) or (8) of that Act.

(2) Despite the *Local Government Act 1995* section 4.33, an enrolment eligibility claim does not expire under that section.

(3) This section does not limit the power of the chief executive officer of the City of Perth to make a decision under the *Local Government Act 1995* section 4.35 in relation to the eligibility to enrol of a person who has made an enrolment eligibility claim.

(4) This section —

(a) applies in relation to any enrolment eligibility claim, whether made or accepted before or after this section comes into operation; but

(b) does not apply to an enrolment eligibility claim that has expired before this section comes into operation.

21. Offence for owner or occupier to fail to notify becoming ineligible as elector

(1) In this section —

enrolment eligibility claim means a claim —

(a) that a person is eligible, under the *Local Government Act 1995* section 4.30(1)(a) and (b), to be enrolled to vote at elections for the City of Perth on the basis of ownership or occupation of rateable property within the district of Perth; and

(b) that is accepted under section 4.32(4) or (8) of that Act.

(2) This section applies to any person who —

(a) has made an enrolment eligibility claim; and

(b) ceases to be eligible, under the *Local Government Act 1995* section 4.30(1)(a) and (b), to be enrolled to vote at elections for the City of Perth on the basis of the ownership or occupation of rateable property to which the claim relates.

(3) A person to whom this section applies must notify the chief executive officer of the City of Perth that the person is no longer eligible under the *Local Government Act 1995* section 4.30(1)(a) and (b) to be enrolled to vote at elections for the City of Perth.

(4) The notification must —

(a) be given in writing —

(i) in any of the ways provided for by the *Interpretation Act 1984* section 75 or 76; or

(ii) by electronic means of communication;

and

(b) be given not later than 3 months after the date on which the person ceases to be eligible under the *Local Government Act 1995* section 4.30(1)(a) and (b) to be enrolled to vote at elections for the City of Perth.

(5) A person to whom this section applies who fails to comply with subsection (3) in the manner and within the period specified in subsection (4) commits an offence.

Penalty for an offence under subsection (5): a fine of $500.

(6) Subsection (5) —

(a) applies to any person who has made an enrolment eligibility claim, whether made or accepted before or after this section comes into operation; but

(b) does not apply to that person if, before this section comes into operation, the person ceases to be eligible to be enrolled to vote at elections for the City of Perth on the basis of the ownership or occupation of rateable property to which the claim relates.

Division 6 — Application of *Local Government Act 1995*

22. *Local Government Act 1995* applies as if things done by section 2.1 order

(1) The following are to be taken for all purposes to have been done by the Governor by an order under the *Local Government Act 1995* section 2.1 (a ***section 2.1 order***) that comes into operation when this section comes into operation —

(a) the constitution of the district of Perth by sections 16(1) and 17(1);

(b) the boundary changes effected by section 18.

(2) The *Local Government Act 1995* applies accordingly, and in particular (but without limitation) —

(a) Schedule 2.1 clause 11 of that Act applies in the same way as it would apply if the constitution and boundary changes had been done by a section 2.1 order; and

(b) regulations providing for matters to give effect to section 2.1 orders also apply in that same way; and

(c) the fact that the constitution and boundary changes are effected by Act does not prevent —

(i) the subsequent making of a section 2.1 order or any other order under the *Local Government Act 1995* in relation to the district of Perth or any other district; or

(ii) the performance of any other function under the *Local Government Act 1995* or any other written law in relation to the district of Perth or any district whose boundaries are changed by section 18.

(3) However, an order under the *Local Government Act 1995* cannot —

(a) abolish the district of Perth; or

(b) divide the district of Perth into wards.

Part 3 — Miscellaneous, transitional and savings provisions

Division 1 — Review of City of Subiaco ward boundaries and councillor numbers

23. City of Subiaco may review ward boundaries and councillor numbers

(1) The object of this section is to enable the City of Subiaco to review its ward boundaries, and the number of offices of councillor for each ward, for the purpose of ensuring that, on 1 July 2016, those things take account of the constitution of the district of Perth by section 17(1) and the boundary changes effected by section 18.

(2) After this section comes into operation and before 31 March 2016, the City of Subiaco may carry out a review under this section of —

(a) its ward boundaries; and

(b) the number of offices of councillor for each ward.

(3) For the purposes of a review carried out under subsection (2) —

(a) the *Local Government Act 1995*, with all necessary changes, applies to the review as if, under Schedule 2.2 clause 6(3) of that Act, the Local Government Advisory Board had required the City of Subiaco to carry out the review; and

(b) the review is to be carried out as if the constitution of the district of Perth by section 17(1), and the boundary changes effected by section 18, had taken effect when this section comes into operation; and

(c) the local public notice of the review given under Schedule 2.2 clause 7 of that Act must —

(i) state that the review is being carried out under this section; and

(ii) state that the review is being carried out as if the constitution of the district of Perth by section 17(1), and the boundary changes effected by section 18, had taken effect when this section comes into operation; and

(iii) state that the review is being carried out for the purpose of ensuring that, on 1 July 2016, the City of Subiaco's ward boundaries, and the number of offices of councillor for each ward, take account of that constitution and those boundary changes; and

(iv) contain an explanation of the purpose of the review (as set out in subparagraph (iii)), and of the basis on which it is being carried out (as set out in subparagraph (ii)).

(4) If the City of Subiaco carries out a review under subsection (2), it must ensure that the report that the *Local Government Act 1995* Schedule 2.2 clause 9 requires it to make to the Local Government Advisory Board on completing the review is made to the Advisory Board no later than 31 March 2016.

Division 2 — Provisions consequential on repeal of *City of Perth Restructuring Act 1993*

24. Preservation of rights of City of Perth superannuation scheme members who became employees of other local governments

(1) In this section —

City of Perth scheme means the superannuation scheme established under the *Local Government Act 1960* section 170C, as the scheme is amended from time to time;

employee and ***employer*** have the meanings given in the *Superannuation Industry (Supervision) Act 1993* (Commonwealth) section 10;

industry scheme has the meaning given in the *Local Government Act 1960* section 170A, as the scheme is amended from time to time.

(2) This section applies to any person who, immediately before section 27 comes into operation, is a person in respect of whom, under the *City of Perth Restructuring Act 1993* section 29, a local government is required to participate in and comply with the City of Perth scheme.

(3) A local government whose employee is a person to whom this section applies must, in respect of that employee, continue to participate in and comply with the City of Perth scheme in the same way and to the same extent as the City of Perth would be required to do if the person were its employee.

(4) Subsection (3) ceases to apply in respect of a local government's employee if the employee elects to become a member of the industry scheme.

Division 3 — Miscellaneous

25. Regulations

The Governor may make regulations prescribing all matters that are required or permitted by this Act to be prescribed, or are necessary or convenient to be prescribed for achieving the objects and giving effect to the purposes of this Act.

Division 4 — Transitional and savings provisions

26. Transitional regulations

(1) In this section —

specified means specified or described in the regulations;

transitional matter —

(a) means a matter or issue of a transitional nature that arises as a result of —

(i) the enactment of this Act; or

(ii) the repeal of the *City of Perth Restructuring Act 1993*;

and

(b) includes a saving or application matter.

(2) If there is not sufficient provision in this Act for dealing with a transitional matter, regulations under this Act may prescribe all matters that are required or necessary or convenient to be prescribed for dealing with the matter.

(3) Regulations made under subsection (2) may provide that specified provisions of a written law —

(a) do not apply to or in relation to any matter; or

(b) apply with specified modifications to or in relation to any matter.

(4) If regulations made under subsection (2) provide that a specified state of affairs is taken to have existed, or not to have existed, on and from a day that is earlier than the day on which the regulations are published in the *Gazette* but not earlier than the day this section comes into operation, the regulations have effect according to their terms.

(5) If regulations made under subsection (2) contain a provision referred to in subsection (4), the provision does not operate so as —

(a) to affect in a manner prejudicial to any person (other than the State or an authority of the State) the rights of that person existing before the day of publication of those regulations; or

(b) to impose liabilities on any person (other than the State or an authority of the State) in respect of anything done or omitted to be done before the day of publication of those regulations.

(6) Regulations made under subsection (2) in relation to a matter referred to in subsection (3) must be made within whatever

period is reasonably and practicably necessary to deal with a transitional matter.

Part 4 — Repeal and amendments to other Acts

Division 1 — Repeal

27. *City of Perth Restructuring Act 1993* repealed

The *City of Perth Restructuring Act 1993* is repealed.

Division 2 — *Botanic Gardens and Parks Authority Act 1998* amended

28. Act amended

This Division amends the *Botanic Gardens and Parks Authority Act 1998*.

29. Section 44A inserted

At the beginning of Part 8 insert:

44A. Executive Director, Public Health responsible for public health matters

(1) In this section —

Executive Director, Public Health has the meaning given in the *Health Act 1911* section 3;

public health means the health of individuals in the context of —

(a) the wider health of the community; and

(b) the combination of safeguards, policies and programmes designed to protect, maintain, promote and improve the health of individuals and their communities and to prevent and reduce the incidence of illness and disability.

(2) For the purposes of protecting, promoting and improving public health in relation to any designated land, the Executive Director, Public Health has all the powers and authority of a local government under the *Local Government Act 1995* as if —

(a) the designated land were a district for the purposes of that Act; and

(b) the Executive Director, Public Health were the local government for that district.

(3) The power and authority conferred on the Executive Director, Public Health by subsection (2) includes the power to make and enforce local laws under the *Local Government Act 1995*.

(4) However —

(a) nothing in the *Local Government Act 1995* Part 3 Division 2 Subdivision 2 (other than sections 3.12(5) and (8), 3.14(1) and 3.15) applies to or in respect of the making of local laws by the Executive Director, Public Health; and

(b) before making local laws, the Executive Director, Public Health must consult with the Authority, and consider any advice provided by the Authority.

(5) If there is a conflict or inconsistency between a local law made by the Executive Director, Public Health under subsection (2) and a local law made by a local government under the *Local Government Act 1995* or any other Act, the local law made by the Executive Director, Public Health prevails to the extent of the conflict or inconsistency.

30. Section 53A inserted

After section 52 insert:

53A. Local laws do not apply to King's Park

(1) No local law applies to or in respect of King's Park.

(2) This section does not apply to or in respect of any local law made by the Executive Director, Public Health under section 44A(2).

Division 3 — *Local Government Act 1960* Part VIA amended

31. Act amended

(1) This Division amends the *Local Government Act 1960* Part VIA (as continued in operation by the *Local Government Act 1995* Schedule 9.3 clause 16, and amended by the *Local Government (Amendment of Part VIA - Employee Superannuation) Regulations 2006*).

(2) The amendment of the *Local Government Act 1960* Part VIA by this Division does not prevent that Part from being amended by regulations made under the *Local Government Act 1995*.

32. Section 170B amended

In section 170B(3) delete "section 29 of the *City of Perth Restructuring Act 1993*," and insert:

the *City of Perth Act 2015* section 24,

33. Section 170C amended

In section 170C(1) delete "section 29 of the *City of Perth Restructuring Act 1993*," and insert:

the *City of Perth Act 2015* section 24,

Division 4 — *Local Government Act 1995* amended

34. Act amended

This Division amends the *Local Government Act 1995*.

35. Section 4.33 amended

After section 4.33(3) insert:

(4) This section is subject to the *City of Perth Act 2015* section 20.

36. Section 4.35 amended

After section 4.35(1) insert:

(2A) The *City of Perth Act 2015* section 21 makes it an offence for certain persons who cease to be eligible, under section 4.30(1)(a) and (b), to be enrolled to vote at elections for the City of Perth to fail to notify the CEO of that fact.

37. Schedule 2.1 clause 5 amended

After Schedule 2.1 clause 5(2) insert:

(3) In carrying out a formal inquiry into a proposal that directly affects the district of Perth, the Advisory Board is also to have regard to the special significance of the role and responsibilities of the City of Perth that flow from Perth being the capital of Western Australia.

Schedule 1 — Map of City of Perth (effective 1 July 2016) (indicative only)

[s. 17(2)]

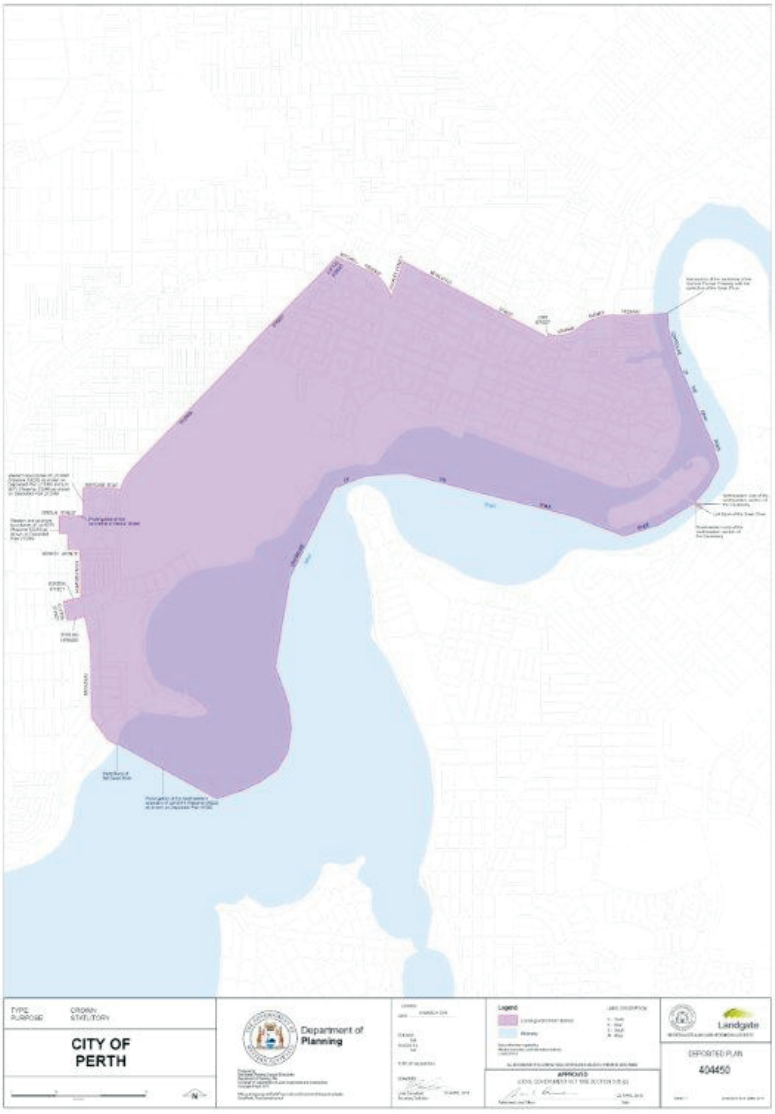

Defined terms

[This is a list of terms defined and the provisions where they are defined. The list is not part of the law.]

Defined term	Provision(s)
Authority	3
City of Perth	3
City of Perth Council	3
City of Perth scheme	25(1)
Committee	3
councillor	3
Deposited Plan	3
employee	25(1)
employer	25(1)
enrolment eligibility claim	21(1), 22(1)
industry scheme	25(1)
Lord Mayor	3
Minister for Local Government	13(2)
section 2.1 order	23(1)
specified	27(1)
transitional matter	27(1)

CITY OF PERTH BILL 2015

EXPLANATORY MEMORANDUM

OVERVIEW OF THE BILL

The *City of Perth Bill 2015* recognises Perth as the capital of Western Australia and the special significance of the role and responsibilities of the City of Perth that flow from Perth's status as a capital.

The key provisions:

1. provide for the continuation of the City of Perth and set out the objects of the City of Perth;

2. set out the constitution of the City of Perth Council and specify the roles and responsibilities of the City of Perth Lord Mayor and councillors;

3. establish a City of Perth Committee with functions that include the facilitation of collaboration between the State and the City of Perth, and set out its membership;

4. specify the boundaries of the enlarged City of Perth, including the University of Western Australia, Kings Park, the Queen Elizabeth II Medical Centre and the new Perth Children's Hospital (to take effect on 1 July 2016);

5. provide for the election of the Lord Mayor;

6. set out a change to the duration of enrolment of a non-residential occupier elector and provide for a penalty for failing to inform the City of Perth of a change in non-residential elector enrolment eligibility;

7. sets out transitional provisions necessary including the capacity to make regulations for the purpose of dealing with a transitional matter, and providing the City of Subiaco with the ability to undertake a review of its ward boundaries and councillor numbers prior to the boundary change coming into effect;

8. repeal the *City of Perth Restructuring Act 1993*; and

9. make consequential amendments to other legislation including the *Botanic Gardens and Parks Authority Act 1998*, the *Local Government Act 1960* Part VIA and the *Local Government Act 1995*.

CLAUSE NOTES

Contained below is a brief description of each clause contained in the *City of Perth Bill 2015*.

Part 1 – Preliminary

This part contains the title and the relevant commencement provisions, definitions, objects of the Act and the relationship of the Act to the Crown and the *Local Government Act 1995*.

Clause 1 – Short title

Clause 1 cites the short title of the Act.

Clause 2 - Commencement

Clause 2 provides that Part 1 will commence on the day on which the Act receives Royal Assent. The rest of the Act will commence on the day after the day on which the Act receives Royal Assent.

The boundaries of the City of Perth will, however, continue in their present form until 30 June 2016 when they will change to those indicated by the map in Schedule 1 (and as shown officially on Deposited Plan 404450).

Clause 3 – Terms used

Clause 3 sets out the terms defined in the Act and their definitions.

The terms defined are:

- **Authority** meaning the Western Australian Land Information Authority;
- **City of Perth** meaning the body corporate continued by clause 6(1);
- **City of Perth Council** means the council of the City of Perth;
- **Committee** meaning the City of Perth Committee established by clause 12(1);
- **councillor** meaning a person who holds office on the City of Perth Council;
- **Deposited Plan** means a numbered deposited plan which has been lodged with the Authority, certified by an authorised land officer, and is available in paper and electronic form from the Authority; and
- **Lord Mayor** means the Lord Mayor of Perth.

Clause 4 – Objects

Clause 4 sets out the objects of the Act.

The Act is being introduced to recognise Perth as the capital of Western Australia and the special social, economic, cultural, environmental and civil role the City of Perth plays because of this. It also recognises the special role the City of Perth plays in representing

Perth and Western Australia nationally and internationally. This is set out in Part 2 Division 1.

The Act provides for the constitution of the City of Perth Council and sets out the unique role and responsibilities of the Lord Mayor and councillors. This is set out in Part 2 Division 2 of this Act.

The Act establishes a City of Perth Committee and provides for its membership and functions including facilitating collaboration between the State and the City of Perth. This is set out in Part 2 Division 3.

The Act establishes the boundaries of the City of Perth. This is set out in Part 2 Division 4.

Clause 5 – Relationship with Local Government Act 1995

Clause 5 provides that the City of Perth Act will prevail over the *Local Government Act 1995* to the extent of any conflict or inconsistency between the two Acts.

Part 2 – City of Perth

Division 1 – City of Perth

Clause 6 – City of Perth continued

Clause 6 confirms that the local government district known as the City of Perth, and the associated body corporate, continue to operate. It also recognises its continued status as a city.

Clause 7 – Perth is capital of Western Australia

Clause 7 confirms the status of Perth as the capital of Western Australia.

Clause 8 – Objects of City of Perth

Clause 8 sets out ten objects of the City of Perth. These are:

(a) to provide for the good government of persons in the City of Perth, including residents, ratepayers and visitors;

(b) to represent the community and encourage community participation in decision-making;

(c) to provide a safe, clean and aesthetic environment for community members, people who work in the City of Perth, visitors and tourists;

(d) to continuously improve the services and facilities that the City of Perth provides to the community and to local, interstate and international visitors and tourists;

(e) to promote awareness of the facilities and events provided or facilitated by the City of Perth and encourage the community to make use of or participate in them;

(f) to initiate and promote the continued growth and environmentally sustainable development of the City of Perth and ensure its continued role as a thriving centre of business with vibrant cultural and entertainment precincts, while enhancing and protecting its natural environment and having due regard to the flow-on impact on the Perth metropolitan area;

(g) to maintain and strengthen the local, national and international reputation of the Perth metropolitan area as an innovative, sustainable and vibrant global city that attracts and welcomes everyone;

(h) to nurture and support the initiatives and innovations of the diverse precincts of the City of Perth;

(i) to develop and maintain collaborative inter-governmental relationships at regional, State, national and international levels with a view to developing and implementing strategies for the continued improvement of the City of Perth;

(j) in achieving its objects, to use its best endeavours to strike an appropriate balance among the complementary and competing civic, economic, social, cultural and environmental considerations including considerations relating to visitors and tourists.

The objects summarise the considerations that should guide the City of Perth in its actions and decision-making. The objects are intended to be aspirational objectives which the City of Perth will strive towards. The objects are not intended to be definitive or all encompassing. The City of Perth Council will interpret the objects and apply them to its decision-making. The Council is not restricted from taking other relevant considerations into account.

Given the unique status of the City of Perth which flows from Perth being the capital of Western Australia, the objectives recognise that the City of Perth should consider the impacts of its actions and decision-making more broadly that just electors of the City of Perth or its residential community. The objectives highlight that those who visit the City of Perth regularly, such as people who work in the City of Perth, interstate or international business travellers, and tourists who holiday in the city, need to be considered when providing services and facilities and when making decisions.

It is acknowledged that in taking action and making decisions, it will not necessarily be possible to satisfy all of the objects listed. While some objects are complementary, there may be tensions between the achievement of others.

As such, the objects are not binding on the City of Perth and do not limit its role, functions, powers or obligations as set out under the *Local Government Act 1995* or other written law. There is no legal right associated with the objects that is enforceable in a court of law against the City of Perth or City of Perth Council.

Division 2 – City of Perth Council

Clause 9 – Representation on City of Perth Council

Clause 9 sets out that the constitution of the City of Perth Council will be eight councillors plus the Lord Mayor of Perth.

The constitution is the same as provided for by the *City of Perth Restructuring Act 1993,* which will be repealed.

This clause recognises that the mayor of Perth has the title of Lord Mayor.

Clause 10 – Special role of the Lord Mayor

Clause 10 sets out the role of the Lord Mayor of Perth. This is:

(a) to act as an ambassador for the City of Perth in hosting international delegations and attending local, regional, State, national and international civic functions and events;

(b) to carry out civic and ceremonial duties associated with the office of Lord Mayor;

(c) to develop and maintain inter-governmental relationships at regional, State, national and international levels, and as part of that to develop and implement strategies and policies that seek to ensure consistency in policies and strategic direction at all levels of government;

(d) to provide leadership and guidance to the City of Perth Council;

(e) to preside at meetings in accordance with the *Local Government Act 1995*;

(f) to speak on behalf of the City of Perth;

(g) to liaise with the chief executive officer of the City of Perth on the City of Perth's affairs and the performance of its functions;

(h) to perform whatever other functions are given to the Lord Mayor by this Act, the *Local Government Act 1995* or any other written law.

Subclauses (1)(a) to (c) highlight the special role that the Lord Mayor of Perth often has in representing the City of Perth at State, national and international civic functions and events, and in maintaining inter-governmental relationships.

The remaining subclauses are closely aligned with the role of all mayors found in section 2.8 of the *Local Government Act 1995*. They are reiterated in this Act so that the role of the Lord Mayor is set out in one Act as much as is practicable.

The role stated in this Act does not limit the Lord Mayor's role, functions, powers, obligations or responsibilities as set out under the *Local Government Act 1995* or other written law.

The provisions in the *Local Government Act 1995* relating to the appointment of a deputy are specifically made to apply.

Clause 11 – General roles of Lord Mayor and councillors

Clause 11 sets out the role of City of Perth councillors. The roles set out in clause 11(a) to (j) also apply to the Lord Mayor.

The role of a councillor is:

(a) to represent the interests of electors, ratepayers and residents of the City of Perth;

(b) to serve the current and future interests of the community in the City of Perth;

(c) to provide leadership and guidance to the community in the City of Perth;

(d) to facilitate communication between the community and the City of Perth Council;

(e) to participate in the City of Perth Council's decision-making processes at council and committee meetings;

(f) to participate in the determination, oversight and regular review of certain matters required by the *Local Government Act 1995* or any other written law;

(g) to balance economic, social, cultural and environmental considerations, and consider the flow-on effects on the broader metropolitan area, where a matter relates to the unique responsibilities of the City of Perth flowing from Perth's status as capital of Western Australia;

(h) to have due regard to the objects of the City of Perth as set out in the Act to inform City of Perth Council 's work and decision-making;

(i) to participate in achieving a vision for the desired future of the City of Perth through the formulation of strategic plans and policies that align with the objects of the City of Perth as set out in this Act;

(j) to ensure the City of Perth Council discharges its responsibilities under this Act, the *Local Government Act 1995* and any other written law;

(k) to perform whatever other functions are given to a councillor by this Act, the *Local Government Act 1995* and any other written law.

The role of councillors set out in this clause is closely aligned with the role and responsibilities of councillors set out in the *Local Government Act 1995*. It has been further enhanced to identify that a councillor should have due regard to the objects of the City of Perth as set out in this Act in undertaking his or her role.

The role set out in this clause does not limit the roles, functions, powers, obligations and responsibilities of the Lord Mayor or councillors as may be set out under the *Local Government Act 1995* or any other written law.

Division 3 – City of Perth Committee

Clause 12 – City of Perth Committee

Subsection (1) of this clause creates the City of Perth Committee.

This Committee is an advisory committee only.

Subclause (2) sets out the membership of the Committee to include:

(a) the Premier of Western Australia, or another Minister as nominated by the Premier, as Chair of the Committee;
(b) the Minister that administers the *Local Government Act 1995* (the Minister for Local Government);
(c) the Lord Mayor of the City of Perth;
(d) the Deputy Lord Mayor of the City of Perth;
(e) the chief executive officer of the City of Perth; and
(f) the chief executive officer of the Department which assists the Minister for Local Government in the administration of the *Local Government Act 1995*.

Subclause (2)(a) provides that the Premier or his nominee shall be Chair of the Committee.

Subclause (3) provides that the Premier may invite any Minister of the Crown, Parliamentary Secretary or other member of Parliament to attend a Committee meeting.

If the Committee will be discussing a particular issue related to the portfolio of a Minister not on the Committee, the Premier will be able to invite this Minister to attend Committee meetings and participate in discussions as needed to appropriately canvas the issue. A Member of Parliament may also be invited to attend meetings where they will be able to inform the discussion.

Clause 13 – Functions of Committee

Clause 13 lists the broad functions of the Committee.

The Committee's functions are:

(a) to facilitate collaboration between the State and the City of Perth to further the objects of this Act and those of the City of Perth as set out in this Act;

(b) to identify and promote opportunities and strategies for strengthening the economic, cultural, social, physical and environmental development and growth of the Perth Central Business District and other residential and non-residential areas of the City of Perth;

(c) to assist in the identification and development of mechanisms that promote greater integration between the State's planning and development processes and those of the City of Perth;

(d) to identify and promote opportunities to improve, simplify and streamline the requirements and processes of the City of Perth with respect to development applications under the *Planning and Development Act 2005*;

(e) to develop and promote more efficient and effective transitioning arrangements for developments that are undertaken by or on behalf of the State that will become wholly or partly the responsibility of the City of Perth;

(f) to identify and develop other opportunities to further the objects of the Act and those of the City of Perth as set out in this Act;

(g) to do anything incidental to the functions set out above.

The Committee is an advisory body with the objective of facilitating collaboration between the State and the City of Perth on issues and projects of interest to both.

The functions have been broadly stated so as not to limit the functions of the Committee.

Clause 14 – Meetings of Committee

Clause 14 provides that the Committee must meet at least twice a year.

The Premier will determine when the Committee meets.

Clause 15 – Committee may regulate own procedure

Clause 15 provides that the Committee may regulate its own procedure as it thinks fit.

Division 4 – Boundaries of City of Perth

Clause 16 – Existing City of Perth boundaries to continue until 30 June 2016

Clause 16 provides that, until the end of 30 June 2016, the City of Perth boundary will stay the same as it is immediately before this Act comes into effect. (Clause 17 establishes new boundaries on 1 July 2016.)

After this date, the boundaries of the City of Perth or any other district may be changed using the normal procedure outlined in the *Local Government Act 1995* through the use of an order under section 2.1 of the *Local Government Act 1995.*

Clause 17 – City of Perth boundaries on and after 1 July 2016

Clause 17 sets out the boundaries of the City of Perth which take effect on and from 1 July 2016.

These boundaries are set out in the indicative map at Schedule 1 and are formally defined on Deposited Plan 404450.

From 1 July 2016, the boundaries of the City of Perth will encompass the current local government district of the City of Perth, plus parts of the local government districts of the City of Nedlands and the City of Subiaco. In particular, The University of Western Australia, Queen Elizabeth II Medical Centre and Perth Children's Hospital will become part of the City of Perth. This will bring this key medical and educational precinct under a single local government.

Kings Park is not currently part of a local government district; it will become part of the City of Perth. The management of Kings Park will continue to be governed by the *Botanic Gardens and Parks Authority Act 1998*. This is further set out in Part 4 Division 2 of this Act. Kings Park's status as a Class A reserve is not affected by this change.

Clause 18 – Boundaries of other local government districts changed

This clause sets out the change in the boundaries of the City of Nedlands and the City of Subiaco which result from the change in boundaries to the City of Perth. The new boundaries are those shown on Deposited Plans 405530 and 405529 respectively.

These changes will come into effect on 1 July 2016.

Division 5 – Electoral Matters

Clause 19 – Election of Lord Mayor

Clause 19 of this Act provides that the Lord Mayor will be directly elected by the electors of the City of Perth.

It also provides that sections 2.11 to 2.14 of the *Local Government Act 1995* do not apply to the City of Perth. Therefore, it will not be possible to change the method of election of the Lord Mayor of the City of Perth using the process provided for by the *Local Government Act 1995*.

This method of election of the Lord Mayor of Perth, and sections 2.11 to 2.14 of the *Local Government Act 1995* not applying to the City of Perth, have the same effect as provisions found in the *City of Perth Restructuring Act 1993*.

Clause 20 – Successful enrolment eligibility claim of a non-resident occupier does not expire

Under the *Local Government Act 1995*, an owner of property who has enrolled to vote is eligible to remain on the electoral roll until the person ceases to own the property that formed the basis for the elector's eligibility to enrol.

An occupier of property who has enrolled to vote is eligible to remain on the electoral roll until six months after the holding of the second ordinary election after the person was placed on the roll. That is, the enrolment eligibility claim of an occupier expires six months after the holding of the second ordinary election held after the person was placed on the roll. If enrolment takes place within 49 days of the election day, the elector will remain on the roll until six months after the third ordinary election following enrolment.

Clause 20 of the Act provides that the **enrolment eligibility claim** of an occupier of property who is eligible to be enrolled to vote in City of Perth elections on the basis of occupation of rateable property, and has applied to be placed on the electoral roll, does not expire due to the effluxion of time.

This clause will apply to all occupiers who are on the electoral roll at the time this clause comes into effect. It also applies to all occupiers who are placed on the electoral roll after this clause comes into effect. It does not apply to an occupier whose enrolment eligibility

claim expires under the general rules of the *Local Government Act 1995* before this clause comes into effect.

If an eligible occupier wants to be on the City of Perth electoral roll, the occupier will need to make an enrolment eligibility claim as outlined in the *Local Government Act 1995*.

Clause 21 – Offence for owner or occupier to fail to notify becoming ineligible as elector

Clause 21 provides that an owner or occupier of rateable property who is enrolled to vote in City of Perth elections on the basis of ownership or occupation of rateable property, must notify the City of Perth if that person ceases to be eligible to be enrolled to vote at elections for the City of Perth.

The notification must be given in writing, which includes notification by email, within three months of the date on which the person ceases to be eligible to vote in City of Perth elections on the basis of ownership or occupation of rateable property.

If an owner or occupier does not inform the City of Perth within the required timeframe, a maximum penalty of $500 can be imposed.

An owner or occupier who ceases to be eligible to vote in City of Perth elections prior to the date this clause comes into effect will not be subject to this penalty.

Division 6 – Application of *Local Government Act 1995*

Clause 22 – Local Government Act 1995 applies as if things are done by a section 2.1 order

Clause 22 provides that the provisions in the Act which set the City of Perth's boundaries, and the constitution of the City of Perth Council, will be treated as if made by a section 2.1 order.

A section 2.1 order is an order made under section 2.1 of the *Local Government Act 1995.* Section 2.1 provides the Governor with the power to make an order to, relevantly, change the boundaries of a district, amongst other powers.

If a section 2.1 order is made, Clause 11 of Schedule 2.1 of the *Local Government Act 1995* has effect. This provides for transitional arrangements relating to matters affecting the transfer of property, rights and liabilities. For example, it specifies that local governments are to negotiate as to any adjustment or transfer between them of property, rights and liabilities and, to the extent that those matters are not resolved by negotiation, the Governor can, by order, give directions. It also provides an employment guarantee for employees directly affected by the order.

Division 1 of Part 2 of the *Local Government (Constitution) Regulations 1998* will also apply. This provides, among other matters, that the local planning scheme and local laws applying to an area that will become part of the district of the City of Perth will continue to apply until formally amended by the City of Perth. This ensures that people within that area have the opportunity to comment on any proposed changes.

Subclause (2)(c) allows for the subsequent making of a section 2.1 order or any other order in relation to the district of Perth or any other district.

Subclause (3) provides that it is not possible to abolish the local government district of Perth or divide the local government district of Perth into wards through an order under the *Local Government Act 1995*.

Part 3 – Miscellaneous, transitional and savings provisions

Division 1 – Review of City of Subiaco ward boundaries and councillor numbers

Clause 23 – City of Subiaco may review ward boundaries and councillor numbers

Clause 23 enables the City of Subiaco to undertake a review of its ward boundaries and the number of offices of councillor for each ward under schedule 2.2 of the *Local Government Act 1995*. This review may be undertaken prior to the changes coming into effect on 1 July 2016, but will be based on the boundaries which will come into effect on 1 July 2016.

Under the *Local Government Act 1995*, a district can only undertake a review of its ward structure and councillor numbers based on the district's boundaries at the time it undertakes the review. This clause enables the City of Subiaco to undertake the review based on its future boundaries.

This will mean that when the new boundaries come into effect on 1 July 2016, the appropriate ward structure and number of councillors which were determined by the review can be introduced for the City of Subiaco.

Subclauses (2) and (4) provide that the City of Subiaco may undertake the review of its ward boundaries and number of offices of councillor for each ward prior to 31 March 2016. This provides the Local Government Advisory Board with sufficient time to follow the process set out in Schedule 2.2 of the *Local Government Act 1995*.

Subclause (3) has the effect of modifying the application of the *Local Government Act 1995* so the review can be conducted.

Under subclause (3), the City of Subiaco will need to ensure that the local public notices made about the ward and councillor numbers review provide information to inform the public of the purpose of the review and the basis on which it is being carried out. That is, that the review relates to the City of Subiaco's boundaries set out under clause 18 of this Act as if they had already taken effect. These additional actions should assist the community to understand the purpose of the review and therefore provide comments.

Division 2 – Provisions consequential on repeal of *City of Perth Restructuring Act 1993*

Clause 24 – Preservation of rights of City of Perth superannuation scheme members who became employees of other local governments

Section 29 of the *City of Perth Restructuring Act 1993* provides that employees and members of the City of Perth superannuation scheme prior to 1 July 1994, who became employed by another local government district, were entitled to continue to be a part of the City of Perth superannuation scheme.

Clause 24 of this Act provides that the effect of section 29 of the *City of Perth Restructuring Act 1993*, which is to be repealed (see clause 27 below) will continue. That is, people who were employees and members of the City of Perth superannuation scheme prior to 1 July 1994, and who have remained members of the City of Perth superannuation team since that time, may continue to be members of the scheme. It continues the obligation on the local government employer of those members to participate in and comply with the City of Perth scheme, unless the employee elects to become a member of an industry scheme.

This clause preserves the rights of those City of Perth superannuation scheme members who became employees of other local governments but have continued to be part of the City of Perth superannuation scheme.

Division 3 – Miscellaneous

Clause 25 – Regulations

Clause 25 enables regulations which relate to matters under this Act to be prescribed, if it is necessary or convenient to do so to achieve the objects and purposes of the Act.

Division 4 – Transitional and savings provisions

Clause 26 – Transitional regulations

This clause enables regulations to be made in relation to the transitional matters which may arise as a consequence of the enactment of this Act, or the repeal of the *City of Perth Restructuring Act 1993*.

Subclause (3) provides for regulations to be made which specify that a written law does not apply or is modified in relation to any transitional matter resulting from this Act.

Subclause (4) provides that regulations may be made which have effect from earlier than the day the regulation is published in the *Government Gazette*. However, regulations may not come into effect before this clause 26 comes into effect.

Subclause (5), however, provides that a regulation made under clause 26 will not have effect against a person before the day it is published, if the outcome of that regulation having effect before the day it was published would prejudice the rights of that person. Similarly, a regulation will not have effect against a person before the day it is published, if the outcome of that regulation having effect before the day it is published would impose liabilities on any person.

In these circumstances, the regulations will have general effect from the day specified which is earlier than the day the regulation is published in the *Government Gazette*, except against those persons described in subclause (5). The regulation will only come into effect from the date of publication against persons to whom subclause (5) applies.

Subclause (5) does not apply to the State or any authority of the State.

Part 4 – Repeal and amendments to other Act

Division 1 – *Repeal*

Clause 27 – City of Perth Restructuring Act 1993 repealed

Clause 27 repeals the *City of Perth Restructuring Act 1993*.

Division 2 – *Botanic Gardens and Parks Authority Act 1998* amended

Clause 28 – Act amended

Clause 28 provides that the Bill amends the *Botanic Gardens and Parks Authority Act 1998* (the Botanic Gardens Act).

Clause 29 – Section 44A inserted

Clause 29 of the Bill inserts new section 44A into the Botanic Gardens Act. The purpose of this amendment is to allow the Executive Director, Public Health and all persons authorised by him to exercise and perform all or any of the powers and duties of a local government over designated land under the Botanic Gardens Act (Kings Park). To enable this to occur, new section 44A contains five new subsections:

New subsection (1) provides that the meaning of the ***Executive Director, Public Health*** has the meaning given in the *Health Act 1911* and explains that ***public health*** means the health of individuals in the context of the wider community and the combination of safeguards, policies and programs to promote and improve the health of individuals and their communities.

New subsection (2) provides that for the purposes of protecting, promoting and improving public health, the Executive Director has all the power and authority of a local government under the *Local Government Act 1995* over the designated land.

New subsection (3) provides that the Executive Director's powers will include the power to make and enforce local laws under the *Local Government Act 1995*.

New subsection (4) provides that prior to the making of a local law, the Executive Director must consult with the Botanic Gardens and Parks Authority and consider any advice provided. When making a local law, the Executive Director is to have it published in the *Government Gazette* and inform the public of the purpose and effect of the local law. This subsection also provides that the local law comes into effect 14 days after being published and that the Executive Director can repeal local laws.

New subsection (5) provides that if there is a conflict or inconsistency between a local law made by the Executive Director and one made by a local government under the *Local Government Act 1995* or any other Act, the local law made by the Executive Director, Public Health will prevail to the extent of the conflict or inconsistency.

Clause 30 – Section 53A inserted

New section 53A provides that local laws do not apply to Kings Park other than a local law made by the Executive Director, Public Health under new section 44A.

This protects the status quo.

Division 3 – *Local Government Act 1960* Part VIA amended

Clause 31 – Act amended

Clause 31 sets out that this Division 3 amends the *Local Government Act 1960* as set out in clauses 32 and 33.

Clause 32 – Section 170B amended

Clause 32 amends section 170B of the *Local Government Act 1960* which relates to local government superannuation schemes.

This amendment removes the reference to section 29 of the *City of Perth Restructuring Act 1993* regarding superannuation schemes and replaces it with reference to clause 24 of the *City of Perth Act 2015* described above.

Clause 33 – Section 170C amended

This clause amends section 170C of the *Local Government Act 1960* which relates to local government superannuation schemes.

It removes the reference to section 29 of the *City of Perth Restructuring Act 1993* regarding superannuation schemes and replaces it with reference to clause 24 of the *City of Perth Act 2015* described above.

Division 4 – *Local Government Act 1995* amended

Clause 34 – Act amended

Clause 34 sets out that this Division 4 amends the *Local Government Act 1995* as set out in clauses 35 to 37.

Clause 35 – Section 4.33 amended

Clause 35 amends section 4.33 of the *Local Government Act 1995*.

This is a consequential amendment resulting from clause 20 of this Act which provides that an occupier of property who is eligible to be enrolled to vote in City of Perth elections on the basis of occupation of rateable property, and has applied to be placed on the electoral roll, does not expire due to the effluxion of time.

Clause 36 – Section 4.35 amended

Clause 36 amends section 4.35 of the *Local Government Act 1995*.

This is a consequential amendment due to clause 21 of this Act which provides that an owner or occupier of property who is enrolled to vote in City of Perth elections on the basis of ownership or occupation of rateable property, may be subject to a penalty if the owner or occupier does not inform the City of Perth that the owner or occupier ceases to be eligible to be enrolled to vote at elections for the City of Perth.

Clause 37 – Schedule 2.1, clause 5 amended

Clause 37 amends schedule 2.1, clause 5 of the *Local Government Act 1995*.

Schedule 2.1, clause 5 sets out the considerations that the Local Government Advisory Board may have regard to when considering a proposal to change the boundaries of a local government district.

Clause 37 inserts an additional factor that the Board should have regard to when considering proposals which directly affect the City of Perth. This factor is the special significance of the role and responsibilities of the City of Perth that flow from Perth being the capital of Western Australia.

This additional factor aligns the considerations undertaken by the Board with the objects of this Act and the City of Perth. It recognises that the City of Perth has a unique status and role, and that this should be taken into account in the Board's considerations.

Schedule 1 – Map of City of Perth (effective 1 July 2016) (indicative only)

This schedule contains a map showing the boundaries of the City of Perth created by this Act, which are effective from 1 July 2016.

This map is indicative only and the official boundaries of the City of Perth created by this Act are delineated on Deposited Plan 404450, which can be accessed from the Western Australian Land Information Authority in paper or electronic versions.

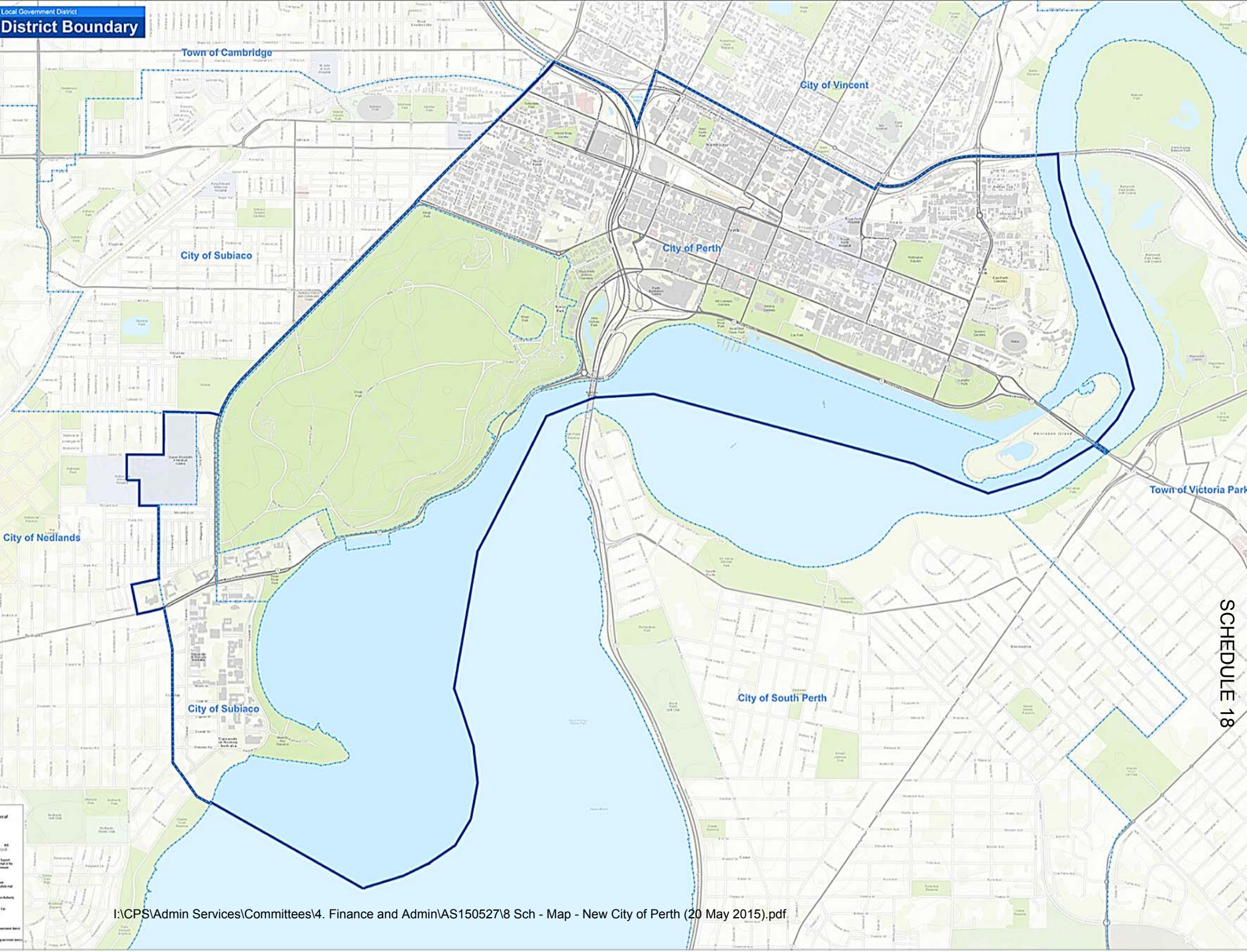

SCHEDULE 18

I:\CPS\Admin Services\Committees\4. Finance and Admin\AS150527\8 Sch - Map - New City of Perth (20 May 2015).pdf

N

1 : 15000

CITY OF SUBIACO

CITY OF PERTH

CITY OF NEDLANDS

THOMAS ST

ABERDARE RD

VERDUN ST

MONASH AVE

HAMPDEN RD

GORDON ST

CLIFTON ST

STIRLING HIGHWAY

BROADWAY

Kings Park

QEII
Medical Centre

Hollywood
Hospital

New Perth
Childrens Hospital

University
of WA

Royal Perth
Yacht Club

SCHEDULE 19

New City of Perth - Western Boundary

- New City of Perth boundary
- Existing City of Perth boundary
- Existing City of Nedlands boundary
- Existing City of Subiaco boundary

I:\CPS\Admin Services\Committees\4. Finance and Admin\AS150527\8 Sch - Map - New CoP Western Boundary V3.pdf

SCHEDULE 20

CITY OF PERTH BUSINESS PLAN
PROPOSED MAJOR LAND TRANSACTION
BETWEEN ISPT AND THE CITY OF PERTH REGARDING FORREST CHASE WALKWAYS IMPROVEMENTS AND ONGOING MANAGEMENT ARRANGEMENTS

CITY of PERTH

BUSINESS PLAN

PURSUANT TO SECTION 3.59 (3) OF THE LOCAL GOVERNMENT ACT 1995

PROPOSED MAJOR LAND TRANSACTION

BETWEEN ISPT AND THE CITY OF PERTH REGARDING THE FORREST CHASE WALKWAYS IMPROVEMENTS AND ONGOING MANAGEMENT ARRANGEMENTS

BUSINESS PLAN DATED 28 October 2014

BACKROUND

ISPT Super Property (ISPT) owns Forrest Chase and the adjoining "City Central" building. The City constructed the elevated walkways between 1987 and 1989 and retains ownership of them.

Since 2005 ISPT have been requesting a redevelopment of Forrest Chase which would include the City owned walkways that surround the ISPT structures.

In 2013 ISPT submitted a request for the City to fund a complete remodel of the walkways. The proposal at this time was that the City would undertake a remodelling project at its own cost with an estimated value of $20,526,489. This request was referred to council in July 2013 and rejected.

ISPT subsequently amended their proposal and requested a jointly funded redevelopment of the walkways. ISPTs' initial estimation of the total cost of the revised project was $22,012,441. The proposal was that these costs would be met equally between ISPT and the City.

This approach was considered more agreeable and initial discussions proceeded with the aim of gaining sufficient certainty around the viability in order that a report could be presented to Council to permit commercial negotiations to continue through to a conclusion.

In July 2014 Council were presented with a four part proposition from ISPT which was comprised as follows:

1. For the City and ISPT to share in the quantity surveyed estimate total cost of the walkways upgrade of $22,012,441 on a 50:50 shared basis;

2. For the City to lease to ISPT the Murray Street frontage approximately comprising 442m2 so they could extend the retail offerings out to the building line of adjoining City Central building to the east;

3. The provision of space within the Forrest Chase building for the city to construct public toilets, which the City would manage, and;

4. The removal of the current Cafe Kiosk in Forrest Place.

During this meeting an alternative motion was presented. This alternative was carried as follows:

That council:

1. Provides in-principle support to partner with ISPT to redevelop the walkway around Forrest Chase including the bridge connections

2. Gives in-principle support to the ISPT City of Perth Padbury Walkway design review and concepts detailed in a confidential schedule subject to the appropriate statutory approval process and the requirements of the Forrest Place and City Station Development Act 1985 and supporting documents.

3. Authorises the Chief Executive Officer, in liaison with the Lord Mayor and the presiding members of the finance and administration committee to negotiate with ISPT the final project scope, the project investment level by the City and the project procurement methodology, subject to final endorsement of council

4. Authorises the Chief Executive Officer to sign an application from ISPT to allow the statutory approval process to be undertaken.

Negotiations have continued following the decision in July 2014, which resulted in a further report which was tabled to Council and approved on 7th October 2014. The approval was as follows:

1. Endorses the negotiated project scope and project investment level of $8.2m (excluding GST) as presented by the Chief Executive Officer subject to the following:
    - 1.1 the final concept and plans being in accordance with the agreed scope and the total value of the works being independently assessed by Quantity Surveyors appointed by the City;
    - 1.2 The plans obtaining the necessary statutory approvals;
    - 1.3 The proposal meeting all the requirements of the Forrest Place and City Station Development Act 1995 and supporting documents;
    - 1.4 That council adopting a Business Plan for this major land transaction in accordance with the provisions Section 3.59(3) of the Local Government Act 1995 following consideration of any comment received;
    - 1.5 The terms for the payment of the Citys' contributions of $8.2m being agreed by the parties;
    - 1.6 A revised budget being adopted for contributions during 2014/15;
    - 1.7 Each party reserving the right to terminate any agreement following reassessment of the project scope, design and project investment level at the following stages;
        a) After final statutory approval;
        b) After construction procurement has yielded detailed actual project costs
    - 1.8 Council approving a lease to ISPT Super Property following consideration of any comments received in accordance with Section 3.58 of the Local Government Act 1995;

2. Authorises the Chief Executive Officer to undertake the following:
    2.1 submit a conditional written proposal to ISPT Super Property in accordance with this resolution;
    2.2 prepare a Business Plan and publish a notice of intention to conduct a major land transaction in accordance with Section 3.59(3) of the Local Government Act 1995;
    2.3 negotiate the final terms of an agreement including details of project scope and design, timing and quantum of payments, procurement methodology, construction management, risk management and dispute resolution;
    2.4 negotiate the lease agreements for land proposed to be occupied and developed by ISPT Super Property;
    2.5 publish notice of intended lease in accordance with Section 3.58 of the Local Government Act 1995;
    2.6 negotiate amendments of the Forrest Place and City Station Development Agreement with the relevant parties;
3. acknowledges the demolition of a large percentage of the existing walkway structure will necessitate an accounting write down of the asset value which will require Council approval;
4. notes that the Chief Executive Officer will continue to liaise with the Lord Mayor and the presiding member of the Finance and Administration Committee and present further reports to Council prior to the execution of binding contractual agreements;
5. approves that [the report at the time of presentation] remain confidential until the project is considered by the ISPT Board, and thereafter the Chief Executive Officer is authorised to re-classify the report as no longer confidential.

This transaction would have an effect greater (being both the contribution and write down of the asset value combined) than $10m and is therefore deemed a major land transaction this business plan is required under Section 3.59 of the local government act.

THE WALKWAYS

It has been identified that the Forrest Chase walkways will require work over the coming years and the City has allocated funds in the Long Term Financial Plan with amounts and timing as follows:

2015/16	$ 700,000
2016/17	$3,000,000
2017/18	$4,000,000
Total	$7,700,000

The City has commissioned a structural survey on the walkways and is aware that works would be required to ensure the long term integrity of the structure if this development were not to proceed.

As stated in the council report the ongoing maintenance costs of the walkways in their current state are in the order of $328,800. It is expected that these maintenance costs would increase to approximately $422,000 should the redevelopment proceed. It is not envisaged that the cost to the City of ongoing maintenance would increase beyond current levels as a result of the project despite the higher overall maintenance cost.

THE PROPOSAL

Following the motion passed by Council in October 2014 negotiations have continued and have now reached a stage whereby the City is obliged and committed to producing the Business Plan as required under Section 3.59(3) of the Local Government Act 1995. The proposal as negotiated is as follows:

1. ISPT will undertake a redevelopment of Forrest Chase, located at 166-170 Murray Street, Perth. The redevelopment will comprise demolition or a large proportion of the walkways and subsequent rebuilding of the same walkways on lot 976, 677, 678 and 1026 as per the attached plan.

   ISPT will assume responsibility for all cleaning and maintenance of the walkways with the city making a financial contribution to this at a level not more than is currently expended.

   There is to be a large digital display screen installed which would be owned, maintained and managed by the City, who would grant advertising rights to the tenants of ISPT.

2. Leases are to be granted in favour of ISPT at market rates plus outgoings for the following areas and terms:

   a) Murray Street ground floor land for a term of 21 years
   b) The inner column depth frontage to Forrest Place for a term of 21 years

3. The works to the walkways will be fully carried out by ISPT in conjunction with the refurbishment of their Forrest Chase and City Central properties. The final scope and specification of the walkway redevelopment will be agreed between ISPT and the City of Perth.

The Council has approved that the City make a contribution of $8.2m being approximately 50% of the total project costs, subject to conditions.

The City had already identified capital expenditure in the sum of $7.7m in the Long Term Financial Plan for Forrest Chase refurbishment of walkways between 2015 and 2018. This allocation would be superseded by the ISPT project contribution, which will require an adjustment to the City financial plans.

THE EXPECTED EFFECT ON THE PROVISION OF FACILITIES AND SERVICES BY THE CITY OF PERTH (SECTION 3.59 (3) (a))

The City of Perth believes that the redevelopment of the walkways will provide an improved area for what is one of the primary retail centres in the CBD. This development is expected to improve the connection between Forrest Chase and Forrest Place, an area which the City has recently invested in through the installation of the new Information Kiosk and where other events are staged during the year. The project will, it is expected, enhance the public realm in the area.

The public facilities in the area will be more convenient through improved access.

The inclusion of the display screen will be advantageous to the City in terms of facilitating public notices and information, something which cannot currently be performed in this area.

The City is aware of the disruption that these works will cause in the interim, however it is felt that the end result justifies the decision. This is further justified as disruptive maintenance works that would be required should the redevelopment not proceed in the near future can be minimised due to the planned replacement of the walkways.

THE EXPECTED EFFECT ON OTHER PERSONS PROVIDING FACILITIES AND SERVICES IN THE DISTRICT (SECTION 3.59 (3) (b))

It is the owners of the Forrest Chase building who have initiated the proposal and have worked with the City to achieve a mutually agreeable outcome. It is expected that the tenants of ISPT will benefit from enhanced access and exposure to their outlets. They will also benefit from the installation of the large display screens that will enable advertising opportunities.

Access will be need to be maintained as best as possible throughout the works. The most effected during this time will be the tenants; however it is also the tenants that will benefit from the end result. A project of this size will have a positive impact on the construction industry and associated retailers around the area from the activities undertaken during the course of the works.

The walkways project is only part of a larger development plan being proposed by ISPT, and is the only part to which the City will be making a financial contribution. ISPT have expressed a desire to invest $120m to improve and upgrade Forrest Chase. Improved walkways are seen

as having a positive impact on the area both in terms of being a central and high profile shopping destination, but also providing improved access to other City destinations and infrastructure for residents, shoppers and visitors to the City. There has been investment in the immediate vicinity with the opening of new landmark stores, and the creation of the icity visitors kiosk, and it is envisaged that this overall scheme will only serve to further enhance the central shopping of the City shopping offering.

THE EXPECTED FINANCIAL EFFECT ON THE CITY OF PERTH (SECTION 3.59 (3) (c))

The City had already identified $7.7m for works to the Forrest Chase walkways in the Long Term Financial Plan that was to be released as follows:

Year	Expenditure
2015/16	$ 700,000
2016/17	$3,000,000
2017/18	$4,000,000
Total	$7,700,000

The proposal increases the financial commitment of the City by $500,000 which is within the means of the City to fund over the timescale expected.

ISPT are also contributing the same amount to the project which will benefit a City asset.

The walkways have a current value of $10,316,000 for the purposes of insurance, with a written down value of $3,312,859. Given the amount of the structure that will be replaced the asset in its current form will need to be extinguished, and a new asset created. This will receive a valuation at completion. Any over capitalisation at this point will be corrected in future revaluations that will be undertaken in accordance with the City policy on revaluation of property assets.

It is also expected that the City will benefit from increased rates contribution from the overall development scheme in the region of $152,000 per annum.

THE EXPECTED EFFECT ON MATTERS REFERRED TO IN THE CITY OF PERTHS' CURRENT PLANS PREPARED UNDER SECTION 5.56 (SECTION 3.59 (3) (d))

The Strategic Community Plan 2029 Vision describes the outcomes that will be required to achieve that vision.
It identifies stress on the CBD retail sector as a strategic issue and it is felt that this initiative will assist in this matter. It is also a very visible demonstration of the City's and ISPT's confidence in the retail sector.

Accessibility and vibrancy of the City are key themes running through the plan and it is felt that the redevelopment supports these concepts.

Specifically it is felt that the development supports the following strategic aims

S1 Ensure that major developments effectively integrate into the city with minimal disruption and risk.

S2 Maximise the commercial and community outcomes within the property portfolio and commercial enterprises.

S5 Increased place activation and use of underutilized space.

S7 Collaborate with private sector to leverage city enhancements

THE ABILITY OF THE CITY OF PERTH TO MANAGE THIS UNDERTAKING OF PERFORMANCE OF THE TRANSACTION (SECTION 3.59 (3) (e))

It is not envisaged that this proposed transaction would have a major impact on the day to day operations of the City.

ISPT would undertake the redevelopment with their own contractors to a specification and scope agreed by both parties.

ANY OTHER MATTER PRESCRIBED FOR THE PURPOSES OF THIS SUBSECTION (SECTION 3.59 (3) (f))

It is noted that the development is to occur in accordance with the Forrest Place and City Station Development Act 1985.

The City is not aware of any further matters or regulations which are relevant to the proposed transaction.

Plan 1

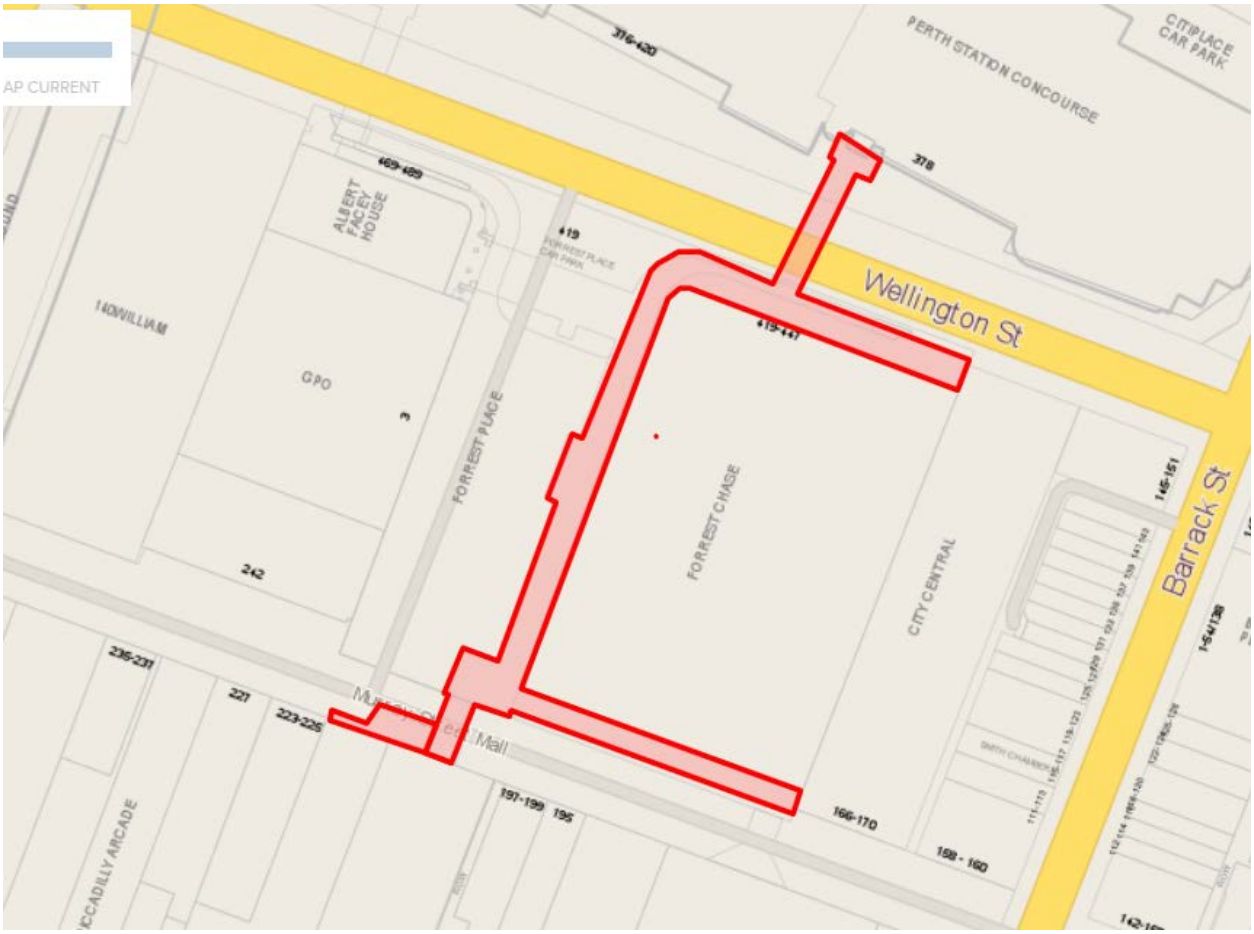
AP CURRENT
PERTH STATION CONCOURSE
CITIPLACE CAR PARK
316-320
378
469-485
ALBERT FACEY HOUSE
419
FORREST PLACE CAR PARK
Wellington St
419-447
140 WILLIAM
GPO
3
FORREST PLACE
FORREST CHASE
CITY CENTRAL
145-151
Barrack St
242
236-231
227
223-225
Mall
197-199
195
166-170
158 - 160
ARCADE

CITY *of* PERTH
Delegated Authority Register 2015/16

CITY *of* PERTH

Delegated Authority Register 2015/16

Table of Contents

1. STATUTORY DELEGATIONS - LOCAL GOVERNMENT ACT 1995 1

1.1. Delegations to Committees of Council 1

1.1.1. Finance and Administration Committee 1

1.1.2. Marketing, Sponsorship and International Relations Committee 2

1.1.3. Audit and Risk Committee 3

1.2. Delegations to the CEO 4

1.2.1. Appoint Authorised Persons 4

1.2.2. Additional Powers When Notice is Given to the Owner or Occupier of Land Under Section 3.25 5

1.2.3. Particular Things Local Governments Can Do on Land That is Not Local Government Property 6

1.2.4. Powers of Entry 7

1.2.5. Disposing of Confiscated or Uncollected Goods 8

1.2.6. Disposal of Sick or Injured Animals 9

1.2.7. Close Thoroughfares to Vehicles 10

1.2.8. Reserves Under Control of Local Government 12

1.2.9. Expressions of Interest and Tenders 13

1.2.10. Disposing of Property 16

1.2.11. Electors' General Meeting 18

1.2.12. Senior Employees 19

1.2.13. Payments from Municipal or Trust Fund 20

1.2.13A Artwork Acquisitions 22

1.2.13B Determine Grant, Sponsorship and Donation Allocations 23

1.2.14. Power to Defer, Grant Discounts, Waive or Write Off Debts 24

1.2.15. Power to Invest and Manage Investments 26

1.2.16. Agreement as to Payment of Rates and Service Charges 28

1.2.17. Determine the Date that Rates or Service Charges are Due or Payable 29
1.2.18. Local Government May Require Lessee to Pay Rent 30
1.2.19. Actions Against Land Where Rates or Service Charges Unpaid....31
1.2.20. Objection and Review – Objection to Rate Record 32
1.2.21. General Review of Imposition of Rate or Service Charge 33
1.2.22. Dangerous Excavations in or Near Public Thoroughfares....34
1.2.23. Crossing from Public Thoroughfare to Private Land or Private Thoroughfare 35
1.2.24. Requirement to Construct or Repair Crossing 36
1.2.25. Private Works on, over or under Public Places 37
1.2.26. Sole Supplier of Goods and Services 39
1.2.27. Rate Exemptions....40
1.2.28. Heritage Rate Concessions 41

1.3. CEO Delegated Authorities....42

1.3.1. Electoral Roll – Eligibility Claims Processing 42
1.3.2. Public Access to Information....43
1.3.3. Receive Gift Declarations....44

2. STATUTORY DELEGATIONS – OTHER LEGISLATION 45

2.1. Bush Fires Act 1954 45

2.1.1. Powers, Duties and Functions of a Local Government 45

2.2. Food Act 2008....46

2.2.1. Prohibition Orders....46
2.2.2. Determine Compensation 47
2.2.3. Registration of Food Businesses 48
2.2.4. Appoint Authorised Officers 49
2.2.5. Prosecutions 50

2.3. Building Act 2011 51

2.3.1. Grant of Building Permit....51
2.3.2. Grant of Demolition Permit....53
2.3.3. Grant Occupancy Permit or Building Approval Certificate....54
2.3.4. Designate Authorised Persons....55
2.3.5. Building Orders 56
2.3.6. Inspection and Copies of Building Records....58

2.4. Planning and Development Act 2005 59
2.4.1. Illegal Development 59
2.5. City Planning Scheme 60
2.5.1. City Planning Scheme No. 2- Planning Approval 60
2.5.2. City Planning Scheme No.2 – Appoint Authorised Officers 62
2.6. Cat Act 2011 63
2.6.1. Cat Act - Registrations 63
2.6.2. Cat Act - Breeder Approvals 64
2.6.3. Cat Act – Appoint Authorised Persons 65
3. STATUTORY DELEGATIONS TO LOCAL GOVERNMENT FROM EXTERNAL AGENCIES 66
3.1. Environmental Protection Act 1986 66
3.1.1. Noise Control – Serve Environmental Protection Notices [S65(1)] 66
3.1.2. Noise Control – Keeping of Log Books, Noise Control Notices, Calibration and Approval of Non-Complying Events [Reg.16] 67
3.1.3. Noise Control – Noise Management Plans – Construction Sites [Reg.13] 68
3.2. Planning and Development Act 2005 69
3.2.1. Western Australian Planning Commission – Referral Arrangements 69
3.2.2. Western Australian Planning Commission – Development Applications 72
3.2.3. Western Australian Planning Commission – Section 25 of Strata Titles Act 1985 79
3.3. Main Roads Western Australia 80
3.3.1. Control Certain Roadside Advertisements of Highways and Main Roads 80
3.3.2. MRWA - Traffic Management Signs (Temporary related to Maintenance and Road Works) 81
3.3.3. MRWA - Traffic Management for Events 83
TABLE OF AMENDMENTS / REVIEW 85

1. Statutory Delegations – Local Government Act 1995
1.1 Delegations to Committees of Council

1. STATUTORY DELEGATIONS - LOCAL GOVERNMENT ACT 1995

1.1. DELEGATIONS TO COMMITTEES OF COUNCIL

1.1.1. Finance and Administration Committee

Function Delegated: *This detail is provided as a reference only. Delegates shall only act in full understanding of the delegated statutory power, inclusive of conditions [refer below].*	1. Approve or decline requests for receptions of up to $5,000 in value referred to the Committee by the Lord Mayor [FM Reg.12(1)(b)]. 2. ***Authority to approve or decline recommendations to purchase works of art*** ~~Purchase artworks worth~~ ***valued at*** over $5,000 and the deaccession of ***art*** ~~artworks~~ [FM Reg.12(1)(b) and s.3.58(2) and (3)].
Statutory Power Delegated:	Local Government Act 1995 Section 3.58(2) and (3) Disposing of property Local Government (Financial Management) Regulations 1996: Regulation 12(1)(b) Payments from municipal fund or trust fund, restrictions on making
Power Originally Assigned to:	The Local Government
Statutory Power of Delegation:	Local Government Act 1995: Section 5.16 Delegation of some powers and duties to certain committees
Power Delegated to:	Finance and Administration Committee
Council's Conditions on Delegation:	1. Sufficient funds being allocated in the Council's budget. ***2. In determining to approve or decline a recommendation to purchase works of art, consideration will be given to the assessment undertaken in accordance with Policy 18.2 – Collection Management, of the value, benefit or otherwise of the purchase.***
Statutory Power to Sub-delegate:	Nil.
Compliance Links:	Local Government Act 1995: Section 6.2 Local government to prepare annual budget Section 6.8 Expenditure from municipal fund not included in annual budget Policy 10.12 – Provision of Hospitality Policy 18.2 – Collection Management
Record Keeping Practices:	Records of decisions are retained in meeting minutes.

Version Control

Version	Decision Reference	Date Delegated
1	88/10	16/02/2010
1	Annual Review	26/06/12 294/12
2	Annual Review / Amended	25/06/13 319/13
2	Annual Review	24/06/13 270/14

1. Statutory Delegations – Local Government Act 1995
1.1 Delegations to Committees of Council

1.1.2. Marketing, Sponsorship and International Relations Committee	
Function Delegated: *This detail is provided as a reference only. Delegates shall only act in full understanding of the delegated statutory power, inclusive of conditions [refer below].*	1. Oversee all aspects of the management of the Australia Day Celebrations including: • Determine an appropriate name; • Determine location of selling points and negotiate exclusive selling rights for catering, amusements and merchandise; • Engage appropriate consultants; • Negotiate advertising and promotion campaign; • Negotiate rights to broadcast the event [s.3.57 and F&G Reg18(2) and (4)]. 2. Approve or decline requests by for donations or sponsorships of up to $10,000 [FM Reg.12(1)(b)]. 3. Approve or decline requests to waive fees for the hire of the City's exhibition screens with a value in excess of $5,000 [s.6.12].
Statutory Power Delegated:	Local Government Act 1995: Section 3.57 Tenders for providing goods or services Section 6.12 Power to defer, grant discounts, waive or write off debts Local Government (Financial Management) Regulations 1996: Regulation 12(1)(b) Payments from municipal fund or trust fund, restrictions on making Local Government (Functions and General) Regulations 1996: Regulation 18(2) and (4) Rejecting and accepting tenders
Power Originally Assigned to:	The Local Government
Statutory Power of Delegation:	Local Government Act 1995: Section 5.16 Delegation of some powers and duties to certain committees
Power Delegated to:	Sponsorship, Marketing and International Relations Committee.
Council's Conditions on Delegation:	Negotiation of Australia Day advertising and promotions campaign and rights to broadcast the event, being undertaken in accordance with Section 3.57 of the Local Government Act 1995 and Council Policy 9.7 Purchasing. Appropriate funds being allocated in the Council's budget. Approval of sponsorship and donations to be in accordance with Council Policies.
Statutory Power to Sub-delegate:	Nil.
Compliance Links:	Local Government Act 1995 Section 6.2 Local government to prepare annual budget Section 6.8 Expenditure from municipal fund not included in annual

1. Statutory Delegations – Local Government Act 1995
1.1 Delegations to Committees of Council

1.1.2. Marketing, Sponsorship and International Relations Committee

	budget Council Policy 9.7 Purchasing Council Policy 18.8 – Provision of Sponsorships and Donations CMS Procedure PR0720 Exhibition Screen Hire
Record Keeping Practices:	Records of decisions are retained in meeting minutes.

Version Control

Version	Decision Reference	Date Delegated
1	88/10	16/02/2010
1	Annual Review	26/06/12 294/12
2	Annual Review / Amd	25/06/13 319/13
2	Annual Review	24/06/14 270/14

1.1.3. Audit and Risk Committee

Function Delegated: *This detail is provided as a reference only. Delegates shall only act in full understanding of the delegated statutory power, inclusive of conditions [refer below].*	The authority to meet with the City's Auditor at least once every year [s.7.12A(2)].
Statutory Power Delegated:	Local Government Act 1995: Section 7.12A(2) Duties of local government with respect to audits
Power Originally Assigned to:	The Local Government
Statutory Power of Delegation:	Local Government Act 1995: Section 5.16 Delegation of some powers and duties to certain committees Section 7.1B Delegation of some powers and duties to audit committees
Power Delegated to:	Audit and Risk Committee.
Council's Conditions on Delegation:	Nil. Sub-delegation is prohibited by s.7.1B.
Compliance Links:	Department of Local Government Guideline No.9 Audit Committees in Local Government
Record Keeping Practices:	Records of decisions are retained in meeting minutes.

Version Control

Version	Decision Reference	Date Delegated
1	232/10	11/05/2010
1	Annual Review	294/12 26/06/12
1	Annual Review	25/06/13 319/13
1	Annual Review	24/06/14 270/14

1.2. DELEGATIONS TO THE CEO

1.2.1. Appoint Authorised Persons

Function Delegated *This detail is provided as a reference only. Delegates shall only act in full understanding of the delegated statutory power, inclusive of conditions [refer below].*	Authority to appoint persons or classes of persons as authorised persons for the purpose of fulfilling prescribed functions within the Local Government Act 1995.
Statutory Power Delegated:	Local Government Act 1995: Section 3.24 Authorising persons under this subdivision (Part 3, Division 3, Subdivision 2 – Certain provisions about land) Section 9.10 Appointment of authorised persons
Power Originally Assigned to:	The Local Government.
Statutory Power of Delegation:	Local Government Act 1995: Section 5.42 Delegation of some powers or duties to the CEO Section 5.43 Limitations on delegations to the CEO
Power Delegated to:	Chief Executive Officer
Council's Conditions on Delegation:	Nil.
Statutory Power to Sub-delegate:	Local Government Act 1995: Section 5.44 CEO may delegate some powers and duties to other employees
Compliance Links:	Local Government Act 1995 Local Government (Functions and General) Regulations 1996: Regulation 32A Excluded authorisations (Act s. 9.2) City of Perth Local Laws
CEO's Sub-delegation to:	Director Corporate Services Director City Infrastructure and Enterprises Director City Services Director City Planning and Development Manager Compliance Services Manager Approval Services Manager City of Perth Parking
CEO's Conditions on Sub-delegation:	Nil.
Record Keeping Practices:	Record to be retained in TRIM Container: P1027271 CORPORATE MANAGEMENT - AUTHORISATIONS - Register Authorised Persons

Version Control

Version	Decision Reference	Date Delegated
1	88/10	16/02/10
1	Annual Review	294/12 26/06/12
2	Annual Review / Amended	25/06/13 319/13 CEO Trim 77838/13
2	Annual Review	24/06/14 270/14 CEO Trim 234521/14

1. Statutory Delegations – Local Government Act 1995
1.2 Delegations to the CEO

1.2.2. Additional Powers When Notice is Given to the Owner or Occupier of Land Under Section 3.25

Function Delegated: *This detail is provided as a reference only. Delegates shall only act in full understanding of the delegated statutory power, inclusive of conditions [refer below].*	Authority to do anything necessary to achieve the purpose for which a notice has been given. [s.3.26(2)] Authority to recover costs associated with achieving the purpose for which a notice has been given.[s.3.26(3)]
Statutory Power Delegated:	Local Government Act 1995: Section 3.26 Additional powers when notices given.
Power Originally Assigned to:	The Local Government
Statutory Power of Delegation:	Local Government Act 1995: Section 5.42 Delegation of some powers or duties to the CEO Section 5.43 Limitations on delegations to the CEO
Power Delegated to:	Chief Executive Officer
Council's Conditions on Delegation:	Nil.
Statutory Power to Sub-delegate:	Local Government Act 1995: Section 5.44 CEO may delegate some powers and duties to other employees
Compliance Links:	Local Government Act 1995: Section 3.25 Notices requiring certain things to be done by owner or occupier of land Schedule 3.1 - Powers under notices to owners or occupiers of land
CEO's Sub-delegation to:	Director City Planning and Development Director City Infrastructure and Enterprises Director City Services Manager Approval Services Manager Parks and Landscape Services Technical Officer – Arboriculture and Horticulture Manager Compliance Services
CEO's Conditions on Sub-delegation:	Nil.
Record Keeping Practices:	

Version Control

Version	Decision Reference	Date Delegated
1	88/10	16/02/2010
1	Annual Review	26/06/12 294/12
1	Annual Review	25/06/13 319/13 CEO Trim 77838/13
1	Annual Review	24/06/14 270/14
2	Annual Review / Amended	CEO Trim 234521/14

1. Statutory Delegations – Local Government Act 1995
1.2 Delegations to the CEO

1.2.3. Particular Things Local Governments Can Do on Land That is Not Local Government Property

Function Delegated: *This detail is provided as a reference only. Delegates shall only act in full understanding of the delegated statutory power, inclusive of conditions [refer below].*	Authority to do any of the things prescribed in Schedule 3.2 of the Local Government Act 1995. [s.3.27]
Statutory Power Delegated:	Local Government Act 1995: Section 3.27 Particular things local governments can do on land that is not local government property
Power Originally Assigned to:	The Local Government
Statutory Power of Delegation:	Local Government Act 1995: Section 5.42 Delegation of some powers or duties to the CEO Section 5.43 Limitations on delegations to the CEO
Power Delegated to:	Chief Executive Officer
Council's Conditions on Delegation:	Nil.
Statutory Power to Sub-delegate:	Local Government Act 1995: Section 5.44 CEO may delegate some powers and duties to other employees
Compliance Links:	Local Government Act 1995: Section 3.25 Notices requiring certain things to be done by owner or occupier of land Schedule 3.2 Particular things local governments can do on land even though it is not local government property
CEO's Sub-delegation to:	Director City Planning and Development Director City Infrastructure and Enterprises Manager Approval Services Manager Parks and Landscape Services Technical Officer – Arboriculture and Horticulture
CEO's Conditions on Sub-delegation:	Nil.
Record Keeping Practices:	

Version Control

Version	Decision Reference	Date Delegated
1	88/10	16/02/2010
1	Annual Review	294/12 26/06/12
1	Annual Review	25/06/13 319/13 CEO Trim 77838/13
1	Annual Review	24/06/14 270/14 CEO Trim 234521/14

1.2.4. Powers of Entry

Function Delegated: *This detail is provided as a reference only. Delegates shall only act in full understanding of the delegated statutory power, inclusive of conditions [refer below].*	Authority to: 1. enter on to land to perform any function of the local government under the Act. [refers s.3.28] 2. give a notice of entry. [s.3.32] 3. seek and execute an entry under warrant. [s.3.33] 4. execute entry in an emergency. [s.3.34] 5. give notice and effect entry by opening a fence. [s.3.36]
Statutory Power Delegated:	Local Government Act 1995: Section 3.32 Notice of entry Section 3.33 Entry under warrant Section 3.34 Entry in an emergency Section 3.36 Opening fences
Power Originally Assigned to:	The Local Government
Statutory Power of Delegation:	Local Government Act 1995: Section 5.42 Delegation of some powers or duties to the CEO Section 5.43 Limitations on delegations to the CEO
Power Delegated to:	Chief Executive Officer
Council's Conditions on Delegation:	Nil.
Statutory Power to Sub-delegate:	Local Government Act 1995: Section 5.44 CEO may delegate some powers and duties to other employees
Compliance Links:	Local Government Act Part 3, Division 3, Subdivision 3, and specifically: Section 3.31 General procedure for entering property
CEO's Sub-delegation to:	Director City Planning and Development Director City Services Director City Infrastructure and Enterprises Director Corporate Services Manager Approval Services Manager Works and Services Manager Property Management Manager Compliance Services
CEO's Conditions on Sub-delegation:	Nil.
Record Keeping Practices:	

Version Control

Version	Decision Reference	Date Delegated
1	88/10	16/02/2010
1	Annual Review	26/06/12 294/12
2	Annual Review / Amended	25/06/13 319/13 CEO Trim 77838/13
2	Annual Review	24/06/14 270/14 CEO Trim 234521/14

1.2.5. Disposing of Confiscated or Uncollected Goods

Function Delegated: *This detail is provided as a reference only. Delegates shall only act in full understanding of the delegated statutory power, inclusive of conditions [refer below].*	1. Sell or otherwise dispose of confiscated or uncollected goods in accordance with Section 3.58 of the Local Government Act 1995 [s.3.47]. 2. Authority to recover expenses incurred for removing and impounding and in disposing of confiscated or uncollected goods [s.3.48].
Statutory Power Delegated:	Local Government Act 1995: Section 3.47 Confiscated or uncollected goods, disposal of Section 3.48 Impounding expenses, recovery of
Power Originally Assigned to:	Local Government
Statutory Power of Delegation:	Local Government Act 1995: Section 5.42 Delegation of some powers or duties to the CEO Section 5.43 Limitations on delegations to the CEO
Power Delegated to:	Chief Executive Officer
Council's Conditions on Delegation:	Nil.
Statutory Power to Sub-delegate:	Local Government Act 1995: Section 5.44 CEO may delegate some powers and duties to other employees
Compliance Links:	Local Government Act 1995: Part 3, Division 3, Subdivision 3 Section 3.58 Disposing of Property
CEO's Sub-delegation to:	Director City Services Manager Compliance Services
CEO's Conditions on Sub-delegation:	Nil.
Record Keeping Practices:	

Version Control

Version	Decision Reference	Date Delegated
1	88/10	16/02/2010
1	Annual Review	26/06/12 294/12
1	Annual Review	25/06/13 319/13 CEO Trim 77838/13
1	Annual Review	24/06/14 270/14 CEO Trim 234521/14

1. Statutory Delegations – Local Government Act 1995
1.2 Delegations to the CEO

1.2.6. Disposal of Sick or Injured Animals

Function Delegated: *This detail is provided as a reference only. Delegates shall only act in full understanding of the delegated statutory power, inclusive of conditions [refer below].*	Authority to destroy and dispose of an animal that is determined to be too sick or injured to treat [s.3.47A(1)].
Statutory Power Delegated:	Local Government Act 1995: Section 3.47A(1) Sick or injured animals, disposal of
Power Originally Assigned to:	The Local Government
Statutory Power of Delegation:	Local Government Act 1995: Section 5.42 Delegation of some powers or duties to the CEO Section 5.43 Limitations on delegations to the CEO
Power Delegated to:	Chief Executive Officer
Council's Conditions on Delegation:	Nil.
Statutory Power to Sub-delegate:	Local Government Act 1995: Section 5.44 CEO may delegate some powers and duties to other employees
Compliance Links:	Local Government Act 1995: Part 3, Division 3, Subdivision 3
CEO's Sub-delegation to:	Director City Services Manager Compliance Services Coordinator Safety and Security Team Leader Safety & Security
CEO's Conditions on Sub-delegation:	Nil.
Record Keeping Practices:	

Version Control

Version	Decision Reference	Date Delegated
1	88/10	16/02/2010
1	Annual Review	26/06/12 294/12
1	Annual Review	25/06/13 319/13 CEO Trim 77838/13
1	Annual Review	24/06/14 270/14 CEO Trim 234521/14

1.2.7. Close Thoroughfares to Vehicles

Function Delegated: *This detail is provided as a reference only. Delegates shall only act in full understanding of the delegated statutory power, inclusive of conditions [refer below].*	Determine to: 1. Close a thoroughfare (wholly or partially) to vehicles or particular classes of vehicles [s.3.50(1), (1a) and (2)]. 2. Give public notice, and provide to the Commissioner of Main Roads and consider submissions relevant to road closures for proposed closures of thoroughfares for a period exceeding 4-weeks [s.3.50(4)]. 3. Where level or alignment of a thoroughfare is fixed or altered or where draining water from a thoroughfare to private land, notify affected owners and consider any submissions made [s3.51].
Statutory Power Delegated:	Local Government Act 1995: Section 3.50 Closing certain thoroughfares to vehicles Section 3.50A Partial closure of thoroughfare for repairs or maintenance Section 3.51 Affected owners to be notified of certain proposals
Power Originally Assigned to:	The Local Government
Statutory Power of Delegation:	Local Government Act 1995: Section 5.42 Delegation of some powers or duties to the CEO Section 5.43 Limitations on delegations to the CEO
Power Delegated to:	Chief Executive Officer
Council's Conditions on Delegation:	Nil.
Statutory Power to Sub-delegate:	Local Government Act 1995: Section 5.44 CEO may delegate some powers and duties to other employees
Compliance Links:	Local Government Act 1995: Part 3, Division 3, Subdivision 5
CEO's Sub-delegation to:	Director City Planning and Development Director City Infrastructure and Enterprises Director City Services Manager Works and Services Manager Parks and Landscape Services Manager Approval Services Manager Compliance Services Senior Technical Officer – Approval Services Coordinator Safety and Security Team Leader Safety & Security Operations Support Officer – Compliance Services
CEO's Conditions on Sub-delegation:	The following listed officers may only approve closures in an emergency: Director City Infrastructure and Enterprises, Director City Services, Manager Works and Services Manager Parks and Landscape Services,

1. Statutory Delegations – Local Government Act 1995
1.2 Delegations to the CEO

1.2.7. Close Thoroughfares to Vehicles

	Manager Compliance Services, Coordinator Safety and Security, Team Leader Safety & Security, Operations Support Officer – Compliance Services All closures, other than emergency closures, must be evaluated through the Approvals Unit for impact on traffic flows, before being acted upon.
Record Keeping Practices:	

Version Control

Version	Decision Reference	Date Delegated
1	88/10	16/02/2010
1	Annual Review	26/06/12 294/12
2	Annual Review / Amended	25/06/13 319/13 CEO Trim 77838/13
2	Annual Review	24/06/14 270/14 CEO Trim 234521/14

1. Statutory Delegations – Local Government Act 1995
1.2 Delegations to the CEO

1.2.8. Reserves Under Control of Local Government

Function Delegated: *This detail is provided as a reference only. Delegates shall only act in full understanding of the delegated statutory power, inclusive of conditions [refer below].*	Authority to do anything for the purposes of controlling and management land that is vest in or under the management of the City [s.3.54(1)].
Statutory Power Delegated:	Local Government Act 1995: Section 3.54 Reserves under control of a local government
Power Originally Assigned to:	The Local Government
Statutory Power of Delegation:	Local Government Act 1995: Section 5.42 Delegation of some powers or duties to the CEO Section 5.43 Limitations on delegations to the CEO
Power Delegated to:	Chief Executive Officer
Council's Conditions on Delegation:	Nil.
Statutory Power to Sub-delegate:	Local Government Act 1995: Section 5.44 CEO may delegate some powers and duties to other employees
Compliance Links:	Local Government Act 1995 Section 3.53 Control of certain unvested facilities
CEO's Sub-delegation to:	Director City Infrastructure and Enterprises Manager Parks and Landscape Services.
CEO's Conditions on Sub-delegation:	Nil.
Record Keeping Practices:	

Version Control

Version	Decision Reference	Date Delegated
1	88/10	16/02/2010
1	Annual Review	26/06/12 294/12
1	Annual Review	25/06/13 319/13 CEO Trim 77838/13
1	Annual Review	24/06/14 270/14 CEO Trim 234521/14

1.2.9. Expressions of Interest and Tenders

Function Delegated: *This detail is provided as a reference only. Delegates shall only act in full understanding of the delegated statutory power, inclusive of conditions [refer below].*	Authority to determine: 1. to call tenders [F&G Reg 11]. 2. to call tenders for the disposal of impounded goods in accordance with section 3.58 [s.3.47]. 3. to invite tenders though not required to do so [F&G Reg 13] 4. the criteria for accepted tenders [F&G Reg 14(2a)]. 5. to vary tender information after public notice of invitation to tender and before the close of tenders [F&G Reg.14(5)]. 6. seek clarification from tenderers in relation to information contained in their tender submission [F&G Reg.18(4a)]. 7. to evaluate tenders and decide which is the most advantageous [F&G Reg.18(4)]. 8. to accept or reject tenders [F&G Reg18(2) and (4)]. 9. to decline any tender [F&G Reg.18(5)]. 10. minor variations before entering into a contract [F&G Reg 20]. 11. to accept another tender where within 6-months of either accepting a tender a contract has not been entered into OR the successful tenderer agrees to terminate the contract [F&G Reg.18 (6) and (7)]. 12. when to seek Expressions of Interest and to invite Expressions of Interest to supply goods or services [F&G Reg 21]. 13. consider Expressions of Interest which have not been rejected and determine those which are capable of satisfactorily providing the goods or services, for listing as acceptable tenderers [Reg.23].
Statutory Power Delegated:	Local Government Act 1995: Section 3.57 Tenders for providing goods or services Section 3.47Confiscated or uncollected goods, disposal of Local Government (Functions and General) Regulations 1996: Regulation 11 When tenders have to be publicly invited Regulation 13 Requirements when local government invites tenders though not required to do so Regulation 14(2a) and (5) Publicly inviting tenders, requirements for Regulation 18(2), (4), (4a), (5), (6) and (7) Rejecting and accepting tenders Regulation 20 Variation of requirements before entry into contract Regulation 21 Limiting who can tender, procedure for Regulation 23 Rejecting and accepting expressions of interest to be acceptable tenderer
Power Originally Assigned to:	The Local Government
Statutory Power of Delegation:	Local Government Act 1995: Section 5.42 Delegation of some powers or duties to the CEO Section 5.43 Limitations on delegations to the CEO
Power Delegated to:	Chief Executive Officer

1.2.9. Expressions of Interest and Tenders

Council's Conditions on Delegation:	Excludes functions delegated to Committees of Council - refer Delegated Authorities: • 1.1.1 Finance and Administration Committee; • 1.1.2 Marketing, Sponsorship and International Relations Committee. May only call tenders where there is an adopted budget for the proposed procurement, with the exception being in the period immediately prior to the adoption of a new Annual Budget where the proposed procurement is required to fulfil a routine contract related to the day to day operations of the City, with an imminent expiry date and the value of the proposed contract has been included in the draft Annual Budget papers. May only accept a tender where the consideration under the resulting contract is $500,000 or less and the item is identified in the adopted Annual Budget. May only agree to variations before a contract is entered into in accordance with Policy 9.8 - Contract Variations – Authority to Incur a Liability.
Statutory Power to Sub-delegate:	Local Government Act 1995: Section 5.44 CEO may delegate some powers and duties to other employees
Compliance Links:	Local Government (Functions and General) Regulations 1996: Part 4, Division 2 Local Government (Functions and General) Regulations 1996: Regulation 31 Anti-avoidance provision for Act s. 3.58 Council Policy 9.7 – Purchasing Policy Council Policy 9.8 - Contract Variations – Authority to Incur a Liability Council Policy 12.1 - Council Vehicles - Lord Mayor and Employees Council Policy 16.2 - Plant And Vehicles - Disposal Of Council Policy 9.5 - Sponsorship of City of Perth Activities
CEO's Sub-delegation to:	All Directors
CEO's Conditions on Sub-delegation:	Authority to Directors is limited and excludes the following (extracted from above): 8. to accept or reject tenders [F&G Reg18(2) and (4)]. 9. to decline any tender [F&G Reg.18(5)]. 11. to accept another tender where within 6-months of either accepting a tender a contract has not been entered into OR the successful tenderer agrees to terminate the contract [F&G Reg.18 (6) and (7)]. 13. consider Expressions of Interest which have not been rejected and determine those which are capable of satisfactorily providing the goods or services, for listing as acceptable tenderers [Reg.23].
Record Keeping Practices:	Records of decisions are retained in TRIM containers relevant to each EOI or Tender.

1. Statutory Delegations – Local Government Act 1995
1.2 Delegations to the CEO

1.2.9. Expressions of Interest and Tenders

Version Control		
Version	**Decision Reference**	**Date Delegated**
1	88/10	16/02/2010
1	Annual Review	26/06/12 294/12
2	Amended	04/06/12 282/13
2	Annual Review / Amended	25/06/13 319/13 CEO Trim 77838/13
2	Annual Review	24/06/14 270/14
3	Annual Review / Amended	CEO Trim 234521/14

1.2.10. Disposing of Property	
Function Delegated: *This detail is provided as a reference only. Delegates shall only act in full understanding of the delegated statutory power, inclusive of conditions [refer below].*	1. Authority to dispose of property to: (a) the highest bidder at public auction [s.3.58(2)(a)]; or (b) the person who at public tender called by the local government makes what is, in the opinion of the local government, the most acceptable tender, whether or not it is the highest tender [s.3.58(2)(b)]. 2. Authority to dispose of property by direct negotiation only in accordance with section 3.58(3) of the Act [s3.58(3)].
Statutory Power Delegated:	Local Government Act 1995: Section 3.58(2) and (3) Disposing of property
Power Originally Assigned to:	The Local Government
Statutory Power of Delegation:	Local Government Act 1995: Section 5.42 Delegation of some powers or duties to the CEO Section 5.43 Limitations on delegations to the CEO
Power Delegated to:	Chief Executive Officer
Council's Conditions on Delegation:	1. This delegation may only be used where the disposal complies with the requirements of: a. Section 3.58 of the Local Government Act 1995; b. Regulation 30 of the Local Government (Functions and General) Regulations 1996; and c. Council Policy 16.2 Disposal of Property; 2. Authority for the Disposal of land and / or building assets is limited to matters specified in the Annual Budget or Corporate Business Plan and in any other case, requires a specific resolution of Council. 3. The Chief Executive Officer is limited to determining disposals of property (including land assets) for any single project, or where not part of a project a single event, to an aggregated maximum material value of $500,000. 4. Authority to determine the method of disposal: a. Where a public auction is determined as the method of disposal: i. a reserve price has been set through independent valuation; ii. where the reserve price is not achieved at auction negotiation may be undertaken to achieve the sale of the property at up to a 10% variation on the set reserve price. b. Where a public tender is determined as the method of disposal and the tender does not achieve a reasonable price for the disposal of the property, then the CEO is to determine if better value could be achieved through another disposal method and if so, must determine not to accept any tender

1.2.10. Disposing of Property

	and use an alternative disposal method. c. Where a direct negotiation is determined [s.3.58(3)] as the method of disposal, authority to: i. negotiate the sale of the property up to a 10% variance on the valuation; and ii. consider any public submissions received and determine if to proceed with the disposal, ensuring that the reasons for such a determination are recorded. 5. Where the material market value of the property is determined as being less than $20,000 (Reg.30(3) excluded disposal) may be undertaken: i. without reference to Council resolution; and ii. in any case be undertaken to ensure that best value return is achieved for the City however, where the property is determined as having a nil material market value, then the disposal must ensure the City achieves an environmentally responsible disposal.
Statutory Power to Sub-delegate:	Local Government Act 1995: Section 5.44 CEO may delegate some powers and duties to other employees
Compliance Links:	Local Government (Functions and General) Regulations 1996: Regulation 30 Dispositions of property excluded from Act s.3.58 Council Policy 16.2 – Plant and Vehicles – Sale Of
CEO's Sub-delegation to:	Directors Manager Contract and Asset Management Managers
CEO's Conditions on Sub-delegation:	Sub-delegation excludes the disposal of land assets. Limitations apply for determining the disposal of all other (asset classes) property, for any for any single project, or where not part of a project a single event, to an aggregated value, as follows: a. Directors are limited to a maximum value of $100,000. b. Manager Contract and Asset Management is limited to a maximum value of $50,000. c. Managers are limited to a maximum value of $50,000.
Record Keeping Practices:	

Version Control

Version	Decision Reference	Date Delegated
1	88/10	16/02/2010
1	Annual Review	294/12 26/06/12
2	Annual Review / Amended	25/06/13 319/13 CEO Trim 77838/13
3	Annual Review / Amended	24/06/14 270/14 CEO Trim 234521/14

1. Statutory Delegations – Local Government Act 1995
1.2 Delegations to the CEO

1.2.11. Electors' General Meeting	
Function Delegated: *This detail is provided as a reference only. Delegates shall only act in full understanding of the delegated statutory power, inclusive of conditions [refer below].*	Authority to determine the day, date and time of the annual Electors' General Meeting [s.5.27(2)].
Statutory Power Delegated:	Local Government Act 1995: Section 5.27(2) Electors' general meetings
Power Originally Assigned to:	The Local Government
Statutory Power of Delegation:	Local Government Act 1995: Section 5.42 Delegation of some powers or duties to the CEO Section 5.43 Limitations on delegations to the CEO
Power Delegated to:	Chief Executive Officer
Council's Conditions on Delegation:	Nil.
Statutory Power to Sub-delegate:	Local Government Act 1995: Section 5.44 CEO may delegate some powers and duties to other employees
Compliance Links:	Local Government Act 1995: Part 5, Division 2, Subdivision 4 – Electors' meetings
CEO's Sub-delegation to:	Nil.
CEO's Conditions on Sub-delegation:	Nil.
Record Keeping Practices:	

Version Control

Version	Decision Reference	Date Delegated
1	88/10	16/02/2010
1	Annual Review	26/06/12 294/12
1	Annual Review / Amended	25/06/13 319/13 CEO Trim 77838/13
2	Annual Review	24/06/14 270/14 CEO Trim 234521/14

1. Statutory Delegations – Local Government Act 1995
1.2 Delegations to the CEO

1.2.12. Senior Employees	
Function Delegated: *This detail is provided as a reference only. Delegates shall only act in full understanding of the delegated statutory power, inclusive of conditions [refer below].*	Authority to advertise the position of a senior employee if the position becomes vacant [s.5.37(3)].
Statutory Power Delegated:	Local Government Act 1995: Section 5.37(3) Senior employees
Power Originally Assigned to:	The Local Government
Statutory Power of Delegation:	Local Government Act 1995: Section 5.42 Delegation of some powers or duties to the CEO Section 5.43 Limitations on delegations to the CEO
Power Delegated to:	Chief Executive Officer
Council's Conditions on Delegation:	Nil.
Statutory Power to Sub-delegate:	Local Government Act 1995: Section 5.44 CEO may delegate some powers and duties to other employees
Compliance Links:	Local Government (Administration) Regulations 1996: Regulation 18A Vacancy in position of CEO or senior employee to be advertised (Act s. 5.36(4) and 5.37(3)) Regulation 18B Contracts of CEOs and senior employees, content of (Act s. 5.39(3)(c)) Council Policy 12.6 – Staff – Local Government Employees – Senior Employees
CEO's Sub-delegation to:	Nil.
CEO's Conditions on Sub-delegation:	Nil.
Record Keeping Practices:	TRIM Container: P1029377 - HUMAN RESOURCES - COMPLIANCE - Senior Employee Recruitment

Version Control

Version	Decision Reference	Date Delegated
1	88/10	16/02/2010
1	Annual Review	26/06/12 294/12
1	Annual Review	25/06/13 319/13 CEO Trim 77838/13
2	Annual Review	24/06/14 270/14 CEO Trim 234521/14

1.2.13. Payments from Municipal or Trust Fund	
Function Delegated: *This detail is provided as a reference only. Delegates shall only act in full understanding of the delegated statutory power, inclusive of conditions [refer below].*	Authority to make payments from the municipal or trust fund [FM Reg.12(1)(a)].
Statutory Power Delegated:	Local Government (Financial Management) Regulations 1996: Regulation 12(1)(a) Payments from municipal fund or trust fund, restrictions on making
Power Originally Assigned to:	The Local Government
Statutory Power of Delegation:	Local Government Act 1995: Section 5.42 Delegation of some powers or duties to the CEO Section 5.43 Limitations on delegations to the CEO
Power Delegated to:	Chief Executive Officer
Council's Conditions on Delegation:	Excludes functions delegated to Committees of Council - refer Delegated Authorities: • 1.1.1 Finance and Administration Committee; • 1.1.2 Marketing, Sponsorship and International Relations Committee. •
Statutory Power to Sub-delegate:	Local Government Act 1995: Section 5.44 CEO may delegate some powers and duties to other employees
Compliance Links:	Local Government (Financial Management) Regulations 1996: Regulation 5 CEO's duties as to financial management Regulation 11 Payments, procedures for making etc.
CEO's Sub-delegation to:	Director Corporate Services Manager Financial Services Chief Accountant Senior Management Accountant Budget and Capital Accountant Funds Management Officer Financial Accountant
CEO's Conditions on Sub-delegation:	At least two officers, one of whom must be the Director Corporate Services, Manager Financial Services, Chief Accountant or Financial Accountant are required to sign cheques or authorise EFT payments. The functions of verification of the proposed payment and authorisation of the payment cannot be undertaken by the same delegate/s.
Record Keeping Practices:	

1. Statutory Delegations – Local Government Act 1995
1.2 Delegations to the CEO

1.2.13. Payments from Municipal or Trust Fund

Version Control

Version	Decision Reference	Date Delegated
1	88/10	16/02/2010
1	Annual Review	294/12 26/06/12
2	TRIM 123459/12	04/10/12
3	TRIM: 137658/12	05/11/12
4	Annual Review / Amended	25/06/13 319/13 CEO Trim 77838/13
4	Annual Review	24/06/14 270/14
5	Annual Review / Amended	CEO Trim 234521/14

1.2.13A Artwork Acquisitions	
Function Delegated: *This detail is provided as a reference only. Delegates shall only act in full understanding of the delegated statutory power, inclusive of conditions [refer below].*	Authority to determine and purchase ~~artworks~~ ***works of art*** for the City's collections [FM Reg.12(1)(a)].
Statutory Power Delegated:	Local Government (Financial Management) Regulations 1996: Regulation 12(1)(a) Payments from municipal fund or trust fund, restrictions on making
Power Originally Assigned to:	The Local Government
Statutory Power of Delegation:	Local Government Act 1995: Section 5.42 Delegation of some powers or duties to the CEO Section 5.43 Limitations on delegations to the CEO
Power Delegated to:	Chief Executive Officer
Council's Conditions on Delegation:	Purchase ***works of art*** ~~of artwork~~ up to the value of $5,000 in accordance with Council Policy 18.2 Collection Management and within the Annual Budget allocations. Where approval to purchase is required at short notice (i.e. auction), purchase artwork valued greater than $5,000 and less than $100,000 in accordance with Council Policy 18.2 Collection Management and Annual Budget allocations, with additional funding as required from the City's Art Acquisitions Reserve Account, subject to the prior agreement of a majority of members of the Finance and Administration Committee. Decisions to purchase ***works of art*** ~~artworks~~ must evidence consideration of the recommendations of the City's Arts and Cultural Development Coordinator and / or Art ~~and Social History~~ Curator as appropriate.
Statutory Power to Sub-delegate:	Local Government Act 1995: Section 5.44 CEO may delegate some powers and duties to other employees
Compliance Links:	Local Government (Financial Management) Regulations 1996: Regulation 5 CEO's duties as to financial management Regulation 11 Payments, procedures for making etc. Delegation 1.1.1 Finance and Administration Committee
CEO's Sub-delegation to:	Manager Community Services
CEO's Conditions on Sub-delegation:	Manager Community Services may purchase artworks valued up to $3000, within Annual Budget allocations and in accordance with Council Policy 18.2 Collection Management.
Record Keeping Practices:	

Version Control

Version	Decision Reference	Date Delegated
1	New Delegation	25/06/13 319/13 CEO Trim 77838/13
1	Annual Review	24/06/14 270/14 CEO Trim 234521/14

1.2.13B Determine Grant, Sponsorship and Donation Allocations	
Function Delegated: *This detail is provided as a reference only. Delegates shall only act in full understanding of the delegated statutory power, inclusive of conditions [refer below].*	Authority to determine allocation [FM Reg.12(1)(a)] of the City's: 1. Small Business Grants, in accordance with Council Policy 6.8 Small Business Grants; 2. Environment Grants up to a value of $2,000, in accordance with Council Policy 8.3 Environment Grants; 3. Cultural Sponsorship, Donations, Event Sponsorship and Corporate Sponsorship up to a value of $2,000, in accordance with Council Policy 18.8 Provision of Sponsorship and Donations; 4. Sponsorship up to a value of $50,000, in accordance with Council Policy 9.5 Sponsorship of City of Perth Activities.
Statutory Power Delegated:	Local Government (Financial Management) Regulations 1996: Regulation 12(1)(a) Payments from municipal fund or trust fund, restrictions on making
Power Originally Assigned to:	The Local Government
Statutory Power of Delegation:	Local Government Act 1995: Section 5.42 Delegation of some powers or duties to the CEO Section 5.43 Limitations on delegations to the CEO
Power Delegated to:	Chief Executive Officer
Council's Conditions on Delegation:	Decisions must be in accordance with the requirements of relevant Council Policies, be within Annual Budget allocations and records evidencing assessment against criteria must be retained.
Statutory Power to Sub-delegate:	Local Government Act 1995: Section 5.44 CEO may delegate some powers and duties to other employees
Compliance Links:	Local Government (Financial Management) Regulations 1996: Regulation 5 CEO's duties as to financial management Regulation 11 Payments, procedures for making etc. Council Policy 6.8 Small Business Grants Council Policy 8.3 Environment Grants Council Policy 18.8 Sponsorship and Donations
CEO's Sub-delegation to:	Nil
CEO's Conditions on Sub-delegation:	Nil.
Record Keeping Practices:	

Version Control

Version	Decision Reference	Date Delegated
1	New Delegation	25/06/13 319/13 CEO Trim 77838/13
2	Annual Review / Amended	24/06/14 270/14 CEO Trim 234521/14

1.2.14.	Power to Defer, Grant Discounts, Waive or Write Off Debts
Function Delegated: *This detail is provided as a reference only. Delegates shall only act in full understanding of the delegated statutory power, inclusive of conditions [refer below].*	1. Waive or grant a concession in relation to any amount of money which is owed to the City. 2. Write off any amount of money which is owed to the City. *Note: Section 6.12(2) of the Local Government Act 1995 does not allow money owed to the City in respect of rates and services charges to be waived or for a concession in relation to such money to be granted.*
Statutory Power Delegated:	Local Government Act 1995: Section 6.12 Power to defer, grant discounts, waive or write off debts
Power Originally Assigned to:	The Local Government
Statutory Power of Delegation:	Local Government Act 1995: Section 5.42 Delegation of some powers or duties to the CEO Section 5.43 Limitations on delegations to the CEO
Power Delegated to:	Chief Executive Officer
Council's Conditions on Delegation:	All necessary measures have been taken to recover the debt. The debt remained unpaid for a period of 90 days after its due date for payment.
Statutory Power to Sub-delegate:	Local Government Act 1995: Section 5.44 CEO may delegate some powers and duties to other employees
Compliance Links:	Local Government Act Section 6.12
CEO's Sub-delegation to:	All Directors All Managers Executive Officer Chief Information Officer Coordinator Parking
CEO's Conditions on Sub-delegation:	Directors may write off amounts of up to $10,000 on any one occasion to a maximum of $20,000 per annum. Manager Financial Services may write off amounts of up to $5,000 on any one occasion to a maximum of $10,000 per annum. Excluding the Manager Financial Services, Unit Managers shall not write off debts. Unit Managers, Executive Officer and Chief Information Officer may only waive fees and charges where the information is requested by students for academic purposes. The Chief Information Officer may waive fees and changes associated with Freedom of Information applications, where it is considered appropriate to do so. Manager Library Services able to waive fees for overdue library items in extra-ordinary circumstance beyond the customer's control.

1.2.14. Power to Defer, Grant Discounts, Waive or Write Off Debts

	Manager Library Services able to waive fees for Library meeting room hire only relevant to use associated with public library professional bodies. Manager Community Services may waive: • fees for the hire of exhibition screens up to a value of $5,000. • bonds for the hire of the Perth Town Hall up to a value of $1,000. Manager Marketing, Communications and Events may waive fees and charges for the use of Northbridge Piazza and Forrest Place by charitable or community interest based organisations. Manager Compliance Services and Coordinator Parking may only waive fees for the reservation of parking bays and on street parking permits. Manager Compliance Services and Coordinator Parking may waive fees and time exemptions relating to permits as prescribed by the Local Law and Council Policy. Manager CPP and Assistant Manager CPP may only issue Off Street Parking permits.
Record Keeping Practices:	P1022178-7: PARKS AND RESERVES - USAGE - Northbridge Piazza & Community Facility P1009964-23: COUNCIL PROPERTIES - USAGE - FORREST PLACE Waiving overdue fees will be kept in the City's Library Management System (same as all the City's transactions with library members) Waiving charges for hiring the City's meeting rooms to PLWA committees will be kept in our facilities management system.

Version Control

Version	Decision Reference	Date Delegated
1	88/10	16/02/2010
1	Annual Review	26/06/12 294/12
2	CEO sub-delegation Amended	04/12/12 152809/12
3	Amended	282/13 - 04/06/13
3	Annual Review / Amended	25/06/13 319/13 CEO Trim 77838/13
3	Annual Review	24/06/14 270/14
4	Annual Review / Amended	CEO Trim 234521/14
5	CEO sub-delegation Amended	ELG 30/06/2014 234542/14

1.2.15. Power to Invest and Manage Investments	
Function Delegated: *This detail is provided as a reference only. Delegates shall only act in full understanding of the delegated statutory power, inclusive of conditions [refer below].*	1. The authority to invest money held in the municipal or trust fund that is not, for the time being, required for any other purpose [S.6.14(1)]. a. Including, where, as result of amendment to legislation or the ability arises to invest to the advantage of the City contrary to the provisions of Council Policy 9.3 Management of Investments. 2. The authority to establish and document internal control procedures to be followed by employees to ensure control over investments, enabling the identification of the nature and location of all investments and the transactions related to each investment [Reg.19].
Statutory Power Delegated:	Local Government Act 1995: Section 6.14(1) Power to invest Local Government (Financial Management) Regulations 1996: Regulation 19 Investments, control procedures for
Power Originally Assigned to:	The Local Government
Statutory Power of Delegation:	Local Government Act 1995: Section 5.42 Delegation of some powers or duties to the CEO Section 5.43 Limitations on delegations to the CEO
Power Delegated to:	Chief Executive Officer
Council's Conditions on Delegation:	Investments must be in accordance with Council Policy 9.3 Management of Investments. Procedures must be documented and reviewed to the Chief Executive Officer's satisfaction within each two-year period.
Statutory Power to Sub-delegate:	Local Government Act 1995: Section 5.44 CEO may delegate some powers and duties to other employees
Compliance Links:	Trustees Act 1962 Part III Investments
CEO's Sub-delegation to:	Director Corporate Services Manager Finance Chief Accountant Senior Management Accountant Funds Management Officer
CEO's Conditions on Sub-delegation:	The Director Corporate Services, Manager Financial Services, Chief Accountant and Senior Management Accountant may invest up to a total value of $10 million on the short term money market per transaction and up to a total value of $5 million for other markets per transaction, subject to endorsement by at least one other delegate.

1. Statutory Delegations – Local Government Act 1995
1.2 Delegations to the CEO

1.2.15. Power to Invest and Manage Investments

	The Funds Management Officer's investment authority is limited to a total value of $2.5 million per transaction, subject to endorsement by at least one other delegate.
Record Keeping Practices:	

Version Control

Version	Decision Reference	Date Delegated
1	88/10	16/02/2010
1	Annual Review	26/06/12 294/12
2	Annual Review / Amended	25/06/13 319/13 CEO Trim 77838/13
2	Annual Review	24/06/14 270/14
3	Annual Review / Amended	CEO Trim 234521/14

1. Statutory Delegations – Local Government Act 1995
1.2 Delegations to the CEO

1.2.16.	Agreement as to Payment of Rates and Service Charges
Function Delegated: *This detail is provided as a reference only. Delegates shall only act in full understanding of the delegated statutory power, inclusive of conditions [refer below].*	Authority to make an agreement with a person for the payment of rates or service charges [s.6.49].
Statutory Power Delegated:	Local Government Act 1995: Section 6.49 Agreement as to payment of rates and service charges
Power Originally Assigned to:	The Local Government
Statutory Power of Delegation:	Local Government Act 1995: Section 5.42 Delegation of some powers or duties to the CEO Section 5.43 Limitations on delegations to the CEO
Power Delegated to:	Chief Executive Officer
Council's Conditions on Delegation:	Agreements must be in accordance with the requirements of Council Policy 9.9 Rates Debt Collection Policy.
Statutory Power to Sub-delegate:	Local Government Act 1995: Section 5.44 CEO may delegate some powers and duties to other employees
Compliance Links:	Local Government Act 1995: Part 6, Division 6, Sub-division 4 Payment of rates and service charges Local Government (Financial Management) Regulations 1996: Part 5 Rates and Service Charges Council Policy 9.9 Rates Debt Collection Policy
CEO's Sub-delegation to:	Director Corporate Services Manager Financial Services Senior Management Accountant Senior Rates Coordinator Senior Rates Officer Rates Officer
CEO's Conditions on Sub-delegation:	The Senior Management Accountant may agree to terms not exceeding 12 months on amounts greater than $50,000 and less than $100,000. The Senior Management Accountant and Senior Rates Coordinator may agree to terms not exceeding 6 months on amounts greater than $25,000 and less than $50,000. The Senior Management Accountant, Senior Rates Coordinator, Senior Rates Officer and Rates Officers may agree to terms not exceeding 9-months on amounts less than $25,000.
Record Keeping Practices:	Memos are kept in Pathways under the property's assessment number and correspondence is registered in TRIM P1001893.

Version Control

Version	Decision Reference	Date Delegated
1	88/10	16/02/2010
1	Annual Review	26/06/12 294/12
2	CEO	27/03/13 35892/13
3	Annual Review / Amended	25/06/13 319/13 CEO Trim 77838/13
3	Annual Review	24/06/14 270/14 CEO Trim 234521/14

1. Statutory Delegations – Local Government Act 1995
1.2 Delegations to the CEO

1.2.17. Determine the Date that Rates or Service Charges are Due or Payable	
Function Delegated: *This detail is provided as a reference only. Delegates shall only act in full understanding of the delegated statutory power, inclusive of conditions [refer below].*	Authority to determine the date on which rates or service charges become due and payable [s.6.50(1)].
Statutory Power Delegated:	Local Government Act 1995: Section 6.50(1) Rates or service charges due and payable
Power Originally Assigned to:	The Local Government
Statutory Power of Delegation:	Local Government Act 1995: Section 5.42 Delegation of some powers or duties to the CEO Section 5.43 Limitations on delegations to the CEO
Power Delegated to:	Chief Executive Officer
Council's Conditions on Delegation:	Nil.
Statutory Power to Sub-delegate:	Local Government Act 1995: Section 5.44 CEO may delegate some powers and duties to other employees
Compliance Links:	Local Government Act 1995: Part 6, Division 6, Sub-division 4 Payment of rates and service charges Local Government (Financial Management) Regulations 1996: Part 5 Rates and Service Charges
CEO's Sub-delegation to:	Director Corporate Services Manager Financial Services
CEO's Conditions on Sub-delegation:	Nil.
Record Keeping Practices:	

Version Control

Version	Decision Reference	Date Delegated
1	88/10	16/02/2010
1	Annual Review	26/06/12 294/12
1	Annual Review	25/06/13 319/13 CEO Trim 77838/13
1	Annual Review	24/06/14 270/14 CEO Trim 234521/14

1. Statutory Delegations – Local Government Act 1995
1.2 Delegations to the CEO

1.2.18.	Local Government May Require Lessee to Pay Rent
Function Delegated: *This detail is provided as a reference only. Delegates shall only act in full understanding of the delegated statutory power, inclusive of conditions [refer below].*	Authority to give notice to a lessee of land in respect of which there is an unpaid rate or service charge requiring the lessee to pay its rent to the local government. Authority to recover the amount of the rate or service charge as a debt from the lessee if rent is not paid in accordance with the notice.
Statutory Power Delegated:	Local Government Act 1995: Section 6.60(2) Local government may require lessee to pay rent Section 6.60(4)
Power Originally Assigned to:	The Local Government
Statutory Power of Delegation:	Local Government Act 1995: Section 5.42 Delegation of some powers or duties to the CEO Section 5.43 Limitations on delegations to the CEO
Power Delegated to:	Chief Executive Officer
Council's Conditions on Delegation:	Nil.
Statutory Power to Sub-delegate:	Local Government Act 1995: Section 5.44 CEO may delegate some powers and duties to other employees
Compliance Links:	Local Government Act 1995: Part 6, Division 6, Sub-division 4 Payment of rates and service charges Local Government (Financial Management) Regulations 1996: Part 5 Rates and Service Charges
CEO's Sub-delegation to:	Director Corporate Services Manager Financial Services Senior Management Accountant Senior Rates Coordinator
CEO's Conditions on Sub-delegation:	Nil.
Record Keeping Practices:	Memos are kept in Pathways under the property's assessment number and correspondence is registered in TRIM P1001893.

Version Control

Version	Decision Reference	Date Delegated
1	88/10	16/02/2010
1	Annual Review	26/06/12 294/12
1	Annual Review	25/06/13 319/13 CEO Trim 77838/13
1	Annual Review	24/06/14 270/14 CEO Trim 234521/14

1. Statutory Delegations – Local Government Act 1995
1.2 Delegations to the CEO

1.2.19. Actions Against Land Where Rates or Service Charges Unpaid	
Function Delegated: *This detail is provided as a reference only. Delegates shall only act in full understanding of the delegated statutory power, inclusive of conditions [refer below].*	Authority to take possession of land and hold the land as against a person having an estate or interest in the land where any rates or service charges in respect of the rateable land have been unpaid for at least three years [s.6.64(1)]. Authority to lodge (and withdraw) a caveat to preclude dealings in respect of land where payment of rates or service charges imposed on that land is in arrears [s.6.64(3)].
Statutory Power Delegated:	Local Government Act 1995: Section 6.64(1) and (3) Actions to be taken
Power Originally Assigned to:	The Local Government
Statutory Power of Delegation:	Local Government Act 1995: Section 5.42 Delegation of some powers or duties to the CEO Section 5.43 Limitations on delegations to the CEO
Power Delegated to:	Chief Executive Officer
Council's Conditions on Delegation:	Nil.
Statutory Power to Sub-delegate:	Local Government Act 1995: Section 5.44 CEO may delegate some powers and duties to other employees
Compliance Links:	Local Government Act 1995: Part 6, Division 6, Sub-division 4 Payment of rates and service charges Local Government (Financial Management) Regulations 1996: Part 5 Rates and Service Charges
CEO's Sub-delegation to:	Nil.
CEO's Conditions on Sub-delegation:	Nil.
Record Keeping Practices:	Memos are kept in Pathways under the property's assessment number and correspondence is registered in TRIM P1001893.

Version Control

Version	Decision Reference	Date Delegated
1	88/10	16/02/2010
1	Annual Review	26/06/12 294/12
1	Annual Review	25/06/13 319/13 CEO Trim 77838/13
1	Annual Review	24/06/14 270/14 CEO Trim 234521/14

1. Statutory Delegations – Local Government Act 1995
1.2 Delegations to the CEO

1.2.20. Objection and Review – Objection to Rate Record	
Function Delegated: *This detail is provided as a reference only. Delegates shall only act in full understanding of the delegated statutory power, inclusive of conditions [refer below].*	Authority to extend the time for a person to make an objection to a rate record [s.6.76(4)]. Authority to consider an objection to a rate record and either allow it or disallow it wholly or in part [s6.76(5)].
Statutory Power Delegated:	Local Government Act 1995: Section 6.76(4) and (5) Grounds of objection
Power Originally Assigned to:	The Local Government
Statutory Power of Delegation:	Local Government Act 1995: Section 5.42 Delegation of some powers or duties to the CEO Section 5.43 Limitations on delegations to the CEO
Power Delegated to:	Chief Executive Officer
Council's Conditions on Delegation:	Nil.
Statutory Power to Sub-delegate:	Local Government Act 1995: Section 5.44 CEO may delegate some powers and duties to other employees
Compliance Links:	Local Government Act 1995: Part 6, Division 6, Sub-division 4 Payment of rates and service charges Local Government (Financial Management) Regulations 1996: Part 5 Rates and Service Charges
CEO's Sub-delegation to:	Director Corporate Services Manager Financial Services Senior Management Accountant
CEO's Conditions on Sub-delegation:	The Senior Management Accountant may not make a determination on whether to allow or disallow an objection to a rate record.
Record Keeping Practices:	Records are retained in Pathways against the property address and also TRIM Container: P1001893.

Version Control

Version	Decision Reference	Date Delegated
1	88/10	16/02/2010
1	Annual Review	26/06/12 294/12
1	Annual Review	25/06/13 319/13 CEO Trim 77838/13
1	Annual Review	24/06/14 270/14 CEO Trim 234521/14

1.2.21. General Review of Imposition of Rate or Service Charge	
Function Delegated: *This detail is provided as a reference only. Delegates shall only act in full understanding of the delegated statutory power, inclusive of conditions [refer below].*	Authority to refer to the State Administrative Tribunal a question of general interest as to whether a rate or service charge was imposed in accordance with the Act [s.6.82(1)].
Statutory Power Delegated:	Local Government Act 1995: Section 6.82(1) General review of imposition of rate or service charge
Power Originally Assigned to:	The Local Government
Statutory Power of Delegation:	Local Government Act 1995: Section 5.42 Delegation of some powers or duties to the CEO Section 5.43 Limitations on delegations to the CEO
Power Delegated to:	Chief Executive Officer
Council's Conditions on Delegation:	Nil.
Statutory Power to Sub-delegate:	Local Government Act 1995: Section 5.44 CEO may delegate some powers and duties to other employees
Compliance Links:	Local Government Act 1995: Part 6, Division 6, Sub-division 4 Payment of rates and service charges Local Government (Financial Management) Regulations 1996: Part 5 Rates and Service Charges
CEO's Sub-delegation to:	Nil.
CEO's Conditions on Sub-delegation:	Nil.
Record Keeping Practices:	

Version Control

Version	Decision Reference	Date Delegated
1	88/10	16/02/2010
1	Annual Review	26/06/12 294/12
1	Annual Review / Amended	25/06/13 319/13 CEO Trim 77838/13
1	Annual Review	24/06/14 270/14 CEO Trim 234521/14

1.2.22. Dangerous Excavations in or Near Public Thoroughfares	
Function Delegated: *This detail is provided as a reference only. Delegates shall only act in full understanding of the delegated statutory power, inclusive of conditions [refer below].*	Authority to fill in or fence an excavation, or request the owner or occupier to fill in or fence an excavation, on land that adjoins a thoroughfare if it is considered to be dangerous[ULP Reg.11(1)]. Grant permission, and impose conditions as thought fit, to make or make and leave an excavation of specified dimensions and in a specified way in a specified part of a public thoroughfare or on a specified part of land adjoining a public thoroughfare [ULP Reg.11(4), (6), (7) and (8)].
Statutory Power Delegated:	Local Government (Uniform Local Provisions) Regulations 1996: Regulation 11(1), (4), (6), and (7) Dangerous excavation in or near public thoroughfare – Sch.9.1 cl.6
Power Originally Assigned to:	Local Government
Statutory Power of Delegation:	Local Government Act 1995: Section 5.42 Delegation of some powers or duties to the CEO Section 5.43 Limitations on delegations to the CEO
Power Delegated to:	Chief Executive Officer
Council's Conditions on Delegation:	Nil.
Statutory Power to Sub-delegate:	Local Government Act 1995: Section 5.44 CEO may delegate some powers and duties to other employees
Compliance Links:	Local Government Act 1995: Section 3.37 Contraventions that can lead to impounding Local Government (Uniform Local Provisions) Regulations 1996: Regulation 11 Dangerous excavation in or near public thoroughfare – Sch.9.1 cl.6
CEO's Sub-delegation to:	Director City Infrastructure and Enterprises Director City Services Manager Works and Services Manager Parks and Landscape Services Manager Approval Services Manager Compliance Services Principal Building Surveyor
CEO's Conditions on Sub-delegation:	Nil.
Record Keeping Practices:	

Version Control

Version	Decision Reference	Date Delegated
1	88/10	16/02/2010
1	Annual Review	26/06/12 294/12
2	Annual Review / Amended	25/06/13 319/13 CEO Trim 77838/13
2	Annual Review	24/06/14 270/14 CEO Trim 234521/14

1.2.23. Crossing from Public Thoroughfare to Private Land or Private Thoroughfare

Function Delegated: *This detail is provided as a reference only. Delegates shall only act in full understanding of the delegated statutory power, inclusive of conditions [refer below].*	Authority to approve the construction of a crossing giving access from a thoroughfare to private land or a private thoroughfare serving the land [ULP Reg.12(1)].
Statutory Power Delegated:	Local Government (Uniform Provisions) Regulations 1996: Regulation 12(1) Crossing from public thoroughfare to private land or private thoroughfare — Sch. 9.1 cl. 7(2)
Power Originally Assigned to:	The Local Government
Statutory Power of Delegation:	Local Government Act 1995: Section 5.42 Delegation of some powers or duties to the CEO Section 5.43 Limitations on delegations to the CEO
Power Delegated to:	Chief Executive Officer
Council's Conditions on Delegation:	Nil.
Statutory Power to Sub-delegate:	Local Government Act 1995: Section 5.44 CEO may delegate some powers and duties to other employees
Compliance Links:	Local Government (Uniform Local Provisions) Regulations 1996: Regulation 14(2) Role of Commissioner of Main Roads in some cases — Sch. 9.1 cl. 7(2)
CEO's Sub-delegation to:	Director City Infrastructure and Enterprises Director City Planning and Development Manager Works and Services Manager Approval Services Principal Building Surveyor Senior Technical Officer
CEO's Conditions on Sub-delegation:	Nil.
Record Keeping Practices:	

Version Control

Version	Decision Reference	Date Delegated
1	88/10	16/02/2010
1	Annual Review	26/06/12 294/12
1	Annual Review	25/06/13 319/13 CEO Trim 77838/13
1	Annual Review	24/06/14 270/14 CEO Trim 234521/14

1. Statutory Delegations – Local Government Act 1995
1.2 Delegations to the CEO

1.2.24. Requirement to Construct or Repair Crossing	
Function Delegated: *This detail is provided as a reference only. Delegates shall only act in full understanding of the delegated statutory power, inclusive of conditions [refer below].*	Authority to issue a notice requiring an owner or occupier to construct, repair or remove a crossing from a public thoroughfare to private land or a private thoroughfare serving that land [ULP Reg.13(1)].
Statutory Power Delegated:	Local Government (Uniform Provisions) Regulations 1996: Regulation 13(1) and (2) Requirement to construct or repair crossing — Sch. 9.1 cl. 7(3)
Power Originally Assigned to:	The Local Government
Statutory Power of Delegation:	Local Government Act 1995: Section 5.42 Delegation of some powers or duties to the CEO Section 5.43 Limitations on delegations to the CEO
Power Delegated to:	Chief Executive Officer
Council's Conditions on Delegation:	Nil.
Statutory Power to Sub-delegate:	Local Government Act 1995: Section 5.44 CEO may delegate some powers and duties to other employees
Compliance Links:	
CEO's Sub-delegation to:	Director City Infrastructure and Enterprises Director City Planning and Development Manager Works and Services Manager Approval Services Principal Building Surveyor Senior Technical Officer
CEO's Conditions on Sub-delegation:	Nil.
Record Keeping Practices:	

Version Control

Version	Decision Reference	Date Delegated
1	88/10	16/02/2010
1	Annual Review	26/06/12 294/12
1	Annual Review	25/06/13 319/13 CEO Trim 77838/13
1	Annual Review	24/06/14 270/14 CEO Trim 234521/14

1.2.25. Private Works on, over or under Public Places	
Function Delegated: *This detail is provided as a reference only. Delegates shall only act in full understanding of the delegated statutory power, inclusive of conditions [refer below].*	Authority to grant permission to construct anything on, over, or under a public thoroughfare or other public place that is local government property, subject to any conditions. Authority to grant permission and impose conditions, to construct a specified thing on, over, or under a specified public thoroughfare or public place that is local government property [ULP Reg.17(3) and (5)].
Statutory Power Delegated:	Local Government (Uniform Local Provisions) Regulations 1996: Regulation 17 (3) and (5) Private works on, over, or under public places — Sch. 9.1 cl. 8
Power Originally Assigned to:	The Local Government
Statutory Power of Delegation:	Local Government Act 1995: Section 5.42 Delegation of some powers or duties to the CEO Section 5.43 Limitations on delegations to the CEO
Power Delegated to:	Chief Executive Officer
Council's Conditions on Delegation:	Approval is to be granted subject to a bond for work being performed and the payment of costs for trench resurfacing as required. Owners and occupiers of adjoining properties are to be advised of the works. In the case of major infrastructure works, where there may be objections for owners or occupiers of adjoining properties, the matter is to be referred to Council for determination. ***This Delegation applies to, but is not limited to, the following:*** • ***ground anchors;*** • ***verandas and awnings;*** • ***pilings;*** • ***signs.***
Statutory Power to Sub-delegate:	Local Government Act 1995: Section 5.44 CEO may delegate some powers and duties to other employees
Compliance Links:	Local Government (Uniform Local Provisions) Regulations 1996: Regulation 17 Private works on, over, or under public places Sch. 9.1 cl. 8
CEO's Sub-delegation to:	Director City Infrastructure and Enterprises Director City Planning and Development Director City Services Manager Works and Services Manager Approval Services Manager City Design Senior Technical Officer
CEO's Conditions on Sub-delegation:	Directors and Managers (as delegated) may determine, as a condition of granting permission, the amount to be deposited, being a sum sufficient to cover the cost of repairing damage to the public thoroughfare or public place resulting from the construction, on the basis that the City may retain from that sum the amount required for the cost of repairs by the local government if the damage is not made good by the applicant [ULP Reg.17(5)(b)].

1. Statutory Delegations – Local Government Act 1995
1.2 Delegations to the CEO

1.2.25. Private Works on, over or under Public Places

Record Keeping Practices:	

Version Control

Version	Decision Reference	Date Delegated
1	88/10	16/02/2010
1	Annual Review	26/06/12 294/12
2	Annual Review / Amended	25/06/13 319/13 CEO Trim 77838/13
2	Annual Review	24/06/14 270/14 CEO Trim 234521/14

1. Statutory Delegations – Local Government Act 1995
1.2 Delegations to the CEO

1.2.26. Sole Supplier of Goods and Services	
Function Delegated: *This detail is provided as a reference only. Delegates shall only act in full understanding of the delegated statutory power, inclusive of conditions [refer below].*	Authority to determine that, because of the unique nature of the goods or services required or for any other reason, it is unlikely that there is more than one potential supplier [FM Reg.11(2)(f)].
Statutory Power Delegated:	Local Government (Functions and General) Regulations 1996: Regulation 11(2)(f) When tenders have to be publicly invited
Power Originally Assigned to:	The Local Government
Statutory Power of Delegation:	Local Government Act 1995: Section 5.42 Delegation of some powers or duties to the CEO Section 5.43 Limitations on delegations to the CEO
Power Delegated to:	Chief Executive Officer
Council's Conditions on Delegation:	The Chief Executive Officer being satisfied that: (a) adequate market research has been undertaken to verify that no alternative supplier of the goods or services is available; and (b) sufficient investigation into the use of potential substitute goods or services has been undertaken.
Statutory Power to Sub-delegate:	Local Government Act 1995: Section 5.44 CEO may delegate some powers and duties to other employees
Compliance Links:	Local Government Act 1995: Section 3.57 Tenders for providing goods or services Local Government (Functions and General) Regulations 1996: Part 4, Division 2 Tenders for providing goods or services (s. 3.57) Policy 9.7 – Purchasing Policy
CEO's Sub-delegation to:	Nil.
CEO's Conditions on Sub-delegation:	Nil.
Record Keeping Practices:	

Version Control

Version	Decision Reference	Date Delegated
1	Annual Review	26/06/12 294/12
2	Annual Review / Amended	25/06/13 319/13 CEO Trim 77838/13
2	Annual Review	24/06/14 270/14 CEO Trim 234521/14

1.2.27. Rate Exemptions	
Function Delegated:	Authority to determine applications for rate exemptions that accord with the Local Government Act 1995 and Council Policy CP 9.13 - Rate Exemptions
Statutory Power Delegated:	Local Government Act 1995 Section 6.26 - Rateable land.
Power Originally Assigned to:	Local Government
Statutory Power of Delegation:	Local Government Act 1995 Section 5.44. Delegation by local government
Power Delegated to:	Chief Executive Officer
Council's Conditions on Delegation:	The exempt properties are to be reviewed on a triennial or in some case an annual basis for continued eligibility
Statutory Power to Sub-delegate:	Local Government Act 1995: Section 5.44 CEO may delegate some powers and duties to other employees
Compliance Links:	Local Government Act 1995 City of Perth Council Policy CP 9.13 - Rate Exemptions
CEO's Sub-delegation to:	Director Corporate Services Manager Finance Senior Management Accountant
CEO's Conditions on Sub-delegation:	Sub-delegation may only be used where there are no risk implications or political sensitivities evident. The Manager Finance and Senior Management Accountant may only determine Rate Exemption renewals where the renewal application does not vary materially from the previous approval and the annual value of the exemption is less than $10,000. The Director Corporate Services may only determine Rate Exemption applications and renewals with variations where the annual value of the exemption is less than $25,000.
Record Keeping Practices:	Director Corporate Services Manager Finance Senior Management Accountant

Version Control		
Version	**Decision Reference**	**Date Delegated**
1	New Delegation	OCM 18/02/14
2	CEO Sub-Delegation	TRIM 80283/14
2	Annual Review	24/06/14 270/14 CEO Trim 234521/14

1.2.28. Heritage Rate Concessions	
Function Delegated:	***Authority to determine applications for Heritage Rate Concessions only that accord with the Local Government Act 1995 and Council Policy CP 9.2 – Heritage Rate Concessions***
Statutory Power Delegated:	***Local Government Act 1995*** ***Section 6.47 - Concessions.***
Power Originally Assigned to:	***Local Government***
Statutory Power of Delegation:	***Local Government Act 1995*** ***Section 5.44. Delegation by local government***
Power Delegated to:	***Chief Executive Officer***
Council's Conditions on Delegation:	***For clarity:*** ***1. The Delegation is limited to only determining Heritage Rate Concessions. A Waiver of Rates must be determined by Council.*** ***2. Where an application has merit and does not accord with Council Policy CP 9.2 - Heritage Rate Concession, the application must be referred to Council for decision.***
Statutory Power to Sub-delegate:	***Local Government Act 1995:*** ***Section 5.44 CEO may delegate some powers and duties to other employees***
Compliance Links:	***Local Government Act 1995*** ***City of Perth Council Policy CP 9.2 – Heritage Rate Concessions***
CEO's Sub-delegation to:	
CEO's Conditions on Sub-delegation:	
Record Keeping Practices:	

Version Control		
Version	**Decision Reference**	**Date Delegated**
1	New Delegation	

1.3. CEO DELEGATED AUTHORITIES

1.3.1. Electoral Roll – Eligibility Claims Processing

Function Delegated: *This detail is provided as a reference only. Delegates shall only act in full understanding of the delegated statutory power, inclusive of conditions [refer below].*	Determine: 1. Eligibility claims for enrolment on the City's Owner / Occupier Electoral Roll [s4.32]; 2. and Maintain the accuracy of the City's Owner / Occupier Electoral Roll [s4.34]; 3. that a person is no longer eligible to be enrolled on the City's Owner / Occupier Electoral Roll [s4.35].
Statutory Power Delegated:	Local Government Act 1995: Section 4.32 Eligibility to enrol under s4.30, how to claim Section 4.34 Accuracy of enrolment details to be maintained Section 4.35 Decision that eligibility to enrol under s4.30 has ended
Power Originally Assigned to:	The Chief Executive Officer
Statutory Power of Delegation:	Local Government Act 1995: Section 5.44 CEO may delegate powers and duties to other employees
Power Delegated to:	Director Corporate Services Manager Governance
CEO's Conditions on Delegation:	Nil.
Statutory Power to Sub-delegate:	Nil.
Compliance Links:	Local Government Act 1995: Part 3, Division 3, Subdivision 5
Record Keeping Practices:	Records are to be maintained in the City's Record Keeping System TRIM container: P1029485: GOVERNANCE - ELECTIONS - Electoral Rolls - Local Government 2015 (annual file created – reference will change)

Version Control

Version	Decision Reference	Date Delegated
1	New Delegation	30/01/14 7660/14
1	Annual Review	24/06/14 270/14 CEO Trim 234521/14

1.3.2. Public Access to Information

Function Delegated: *This detail is provided as a reference only. Delegates shall only act in full understanding of the delegated statutory power, inclusive of conditions [refer below].*	Determine: 1. the manner and form by which requests for copies of information may be made in accordance with s6.96 [Admin.Reg.29B(a)]. 2. to provide copies of information in accordance with s.5.96 only where satisfied that the information is not to be used for commercial purposes [Admin.r.29B(b)].
Statutory Power Delegated:	Local Government (Administration) Regulations 1996 Regulation 29B Copies of certain information not to be provided (Act s. 5.96)
Power Originally Assigned to:	The Chief Executive Officer
Statutory Power of Delegation:	Local Government Act 1995: Section 5.44 CEO may delegate powers and duties to other employees
Power Delegated to:	Director Corporate Services Manager Governance
CEO's Conditions on Delegation:	Nil.
Statutory Power to Sub-delegate:	Nil.
Compliance Links:	Local Government Act 1995: Section 5.94 to 5.96 Local Government (Administration) Regulations 1996 Regulation 29 and 29A
Record Keeping Practices:	Records are to be maintained in the City's Record Keeping System TRIM container: P1027198 GOVERNANCE - ELECTIONS - Electoral Rolls - Access Requests P1009933 NFORMATION MANAGEMENT - RECORDS MANAGEMENT - Access to Records - Retrieval Requests

Version Control

Version	Decision Reference	Date Delegated
1	New Delegation (Annual Review)	24/06/14 270/14 CEO Trim 234521/14

1.3.3. Receive Gift Declarations

Function Delegated *This detail is provided as a reference only. Delegates shall only act in full understanding of the delegated statutory power, inclusive of conditions [refer below].*	Receive gift declaration notifications and take action as appropriate to the legislation, the Code of Conduct and Corp Procedure Code of Conduct - Declaring and Managing Gifts and Benefits.
Statutory Power Delegated:	Local Government (Administration) Regulations 1996: Reg.34B Codes of conduct about gifts, content of (Act s. 5.103(3))
Power Originally Assigned to:	The Chief Executive Officer
Statutory Power of Delegation:	Local Government Act 1995: Section 5.44 CEO may delegate powers and duties to other employees
Power Delegated to:	Director Corporate Services Director City Infrastructure and Enterprises Director City Services Director City Planning and Development
CEO's Conditions on Delegation:	Nil.
Statutory Power to Sub-delegate:	Nil.
Compliance Links:	Council Policy 10.1 Code of Conduct
Record Keeping Practices:	P1025504 Corporate Management - Compliance - Gift Register

Delegation Administration

Version	Decision Reference	Date Delegated	Version	Decision Reference	Date Delegated
1	CEO – TRIM 292481/14	25/09/14			

2. STATUTORY DELEGATIONS – OTHER LEGISLATION

2.1. BUSH FIRES ACT 1954

2.1.1. Powers, Duties and Functions of a Local Government	
Function Delegated: *This detail is provided as a reference only. Delegates shall only act in full understanding of the delegated statutory power, inclusive of conditions [refer below].*	All powers, duties and functions of the local government under the Bush Fires Act 1954.
Statutory Power Delegated:	Bush Fires Act 1954
Power Originally Assigned to:	The Local Government
Statutory Power of Delegation:	Bush Fires Act 1954: Section 48 Delegation by local governments
Power Delegated to:	Chief Executive Officer
Council's Conditions on Delegation:	Authority excludes powers and duties that: 1. Are prescribed in the Act with a requirement for a resolution of the local government; or 2. Are prescribed by the Act for performance by designated offices.
Statutory Power to Sub-delegate:	Nil.
Compliance Links:	Bush Fires Act 1954 Bush Fires Regulations 1954 Bush Fires (Infringement) Regulations 1978
CEO's Sub-delegation to:	Nil.
CEO's Conditions on Sub-delegation:	Nil.
Record Keeping Practices:	

Version Control

Version	Decision Reference	Date Delegated
1	88/10	16/02/2010
1	Annual Review	26/06/12 294/12
1	Annual Review	25/06/13 319/13 CEO Trim 77838/13
1	Annual Review	24/06/14 270/14 CEO Trim 234521/14

2. Statutory Delegations – Other Legislation
2.2 Food Act 2008

2.2. FOOD ACT 2008

2.2.1. Prohibition Orders

Function Delegated: *This detail is provided as a reference only. Delegates shall only act in full understanding of the delegated statutory power, inclusive of conditions [refer below].*	Determine to: 1. Serve a Prohibition Order on the proprietor of a food business in accordance with s65 of the Food Act 2008 [s65]. 2. Give a Certificate of Clearance, where inspection demonstrates compliance with a Prohibition Order and any Improvement Notices [s66]. 3. Give written notice to proprietor of a food business on whom a Prohibition Order has been served of the decision not to give a certificate of clearance after an inspection [s67(4)].
Statutory Power Delegated:	Food Act 2008: Section 65(1) Prohibition Order Section 66 Certificate of Clearance Section 67(4) Request for Re-Inspection
Power Originally Assigned to:	Enforcement Agency (The Local Government)
Statutory Power of Delegation:	Food Act 2008 Section 118(2)(b) Local government (enforcement agency) may delegate a function conferred on it Section 118 (3) Delegation subject to conditions [s119] and guidelines adopted [s120] Section 118(4) Sub-delegation only permissible if expressly provided in regulations
Power Delegated to:	Director City Services Manager Compliance Services Principal Environmental Health Officer
Council's Conditions on Delegation:	Nil.
Statutory Power to Sub-delegate:	Nil. The Food Regulations 2009 do not provide for sub-delegation.
Compliance Links:	Food Act 2008 Food Regulations 2009 Department of Health: Food Act 2008 Regulatory Guideline No.1: Introduction of Regulatory Food Safety Auditing in WA Department of Health: Food Unit Fact Sheet 8: Guide to Regulatory Guideline No.1 Department of Health: WA Priority Classification System Department of Health: Food Act 2008 Verification of Food Safety Program Guideline
Record Keeping Practices:	

Version Control

Version	Decision Reference	Date Delegated
1	354/10	16/02/2010
1	Annual Review	26/06/12 294/12
2	Annual Review / Amended	25/06/13 319/13 CEO Trim 77838/13
2	Annual Review	24/06/14 270/14 CEO Trim 234521/14

2. Statutory Delegations – Other Legislation
2.2 Food Act 2008

2.2.2. Determine Compensation

Function Delegated: *This detail is provided as a reference only. Delegates shall only act in full understanding of the delegated statutory power, inclusive of conditions [refer below].*	Determine to refuse or pay on an application for compensation from a person on whom a prohibition notice has been served, who has suffered loss as a result of the making of the order; and considers that there were insufficient grounds for making the order [s.70(2) and (3)].
Statutory Power Delegated:	Food Act 2008: Section 70 (2) and (3) Compensation
Power Originally Assigned to:	Enforcement Agency (The Local Government)
Statutory Power of Delegation:	Food Act 2008 Section 118(2)(b) Local government (enforcement agency) may delegate a function conferred on it Section 118 (3) Delegation subject to conditions [s119] and guidelines adopted [s120] Section 118(4)Sub-delegation only permissible if expressly provided in regulations
Power Delegated to:	Chief Executive Officer
Council's Conditions on Delegation:	The level of compensation to be paid in respect of any single claim is not to exceed $5,000.
Statutory Power to Sub-delegate:	NIL. The Food Regulations 2009 do not provide for sub-delegation.
Compliance Links:	Food Act 2008 Food Regulations 2009 Department of Health: Food Act 2008 Regulatory Guideline No.1: Introduction of Regulatory Food Safety Auditing in WA Department of Health: Food Unit Fact Sheet 8: Guide to Regulatory Guideline No.1 Department of Health: WA Priority Classification System Department of Health: Food Act 2008 Verification of Food Safety Program Guideline
Record Keeping Practices:	

Version Control

Version	Decision Reference	Date Delegated
1	354/10	16/02/2010
1	Annual Review	26/06/12 294/12
2	Annual Review / Amended	25/06/13 319/13 CEO Trim 77838/13
2	Annual Review	24/06/14 270/14 CEO Trim 234521/14

2. Statutory Delegations – Other Legislation
2.2 Food Act 2008

2.2.3. Registration of Food Businesses

Function Delegated: *This detail is provided as a reference only. Delegates shall only act in full understanding of the delegated statutory power, inclusive of conditions [refer below].*	Determine: 1. Applications for registration of a food business in respect of any premises for the purposes of Part 9 of the Food Act 2008 and issue a certificate of registration [s110(1)]. 2. After considering an application, to grant (with or without conditions) or refuse the application [s110(5)]. 3. To vary the conditions or cancel the registration of a food business in respect of any premises under Part 9 of the Food Act 2008 [s112(1)].
Statutory Power Delegated:	Food Act 2008 Section.110(1) and (5) Registration of food business Section.112 Variation of conditions or cancellation of registration of food businesses.
Power Originally Assigned to:	Enforcement Agency (Local Government)
Statutory Power of Delegation:	Food Act 2008 Section 118(2)(b) Local government (enforcement agency) may delegate a function conferred on it Section 118 (3) Delegation subject to conditions [s119] and guidelines adopted [s120] Section 118(4)Sub-delegation only permissible if expressly provided in regulations
Power Delegated to:	Chief Executive Officer Director City Services Manager Compliance Services Principal Environmental Health Officer
Council's Conditions on Delegation:	Nil.
Statutory Power to Sub-delegate:	NIL. The Food Regulations 2009 do not provide for sub-delegation.
Compliance Links:	Food Act 2008 Food Regulations 2009 Department of Health: Food Act 2008 Regulatory Guideline No.1: Introduction of Regulatory Food Safety Auditing in WA Department of Health: Food Unit Fact Sheet 8: Guide to Regulatory Guideline No.1 Department of Health: WA Priority Classification System Department of Health: Food Act 2008 Verification of Food Safety Program Guideline
Record Keeping Practices:	Record to be retained in TRIM Container: P1029477 PUBLIC HEALTH - PERMITS - Food

Version Control

Version	Decision Reference	Date Delegated
1	354/10	16/02/2010
1	Annual Review	26/06/12 294/12
2	Annual Review / Amended	25/06/13 319/13 CEO Trim 77838/13
2	Annual Review	24/06/14 270/14 CEO Trim 234521/14

2. Statutory Delegations – Other Legislation
2.2 Food Act 2008

2.2.4. Appoint Authorised Officers

Function Delegated: *This detail is provided as a reference only. Delegates shall only act in full understanding of the delegated statutory power, inclusive of conditions [refer below].*	1. Appoint a person to be an authorised officer for the purposes of the Food Act 2008 [122(1)]. 2. Appoint a person to be a Designated Officer for the purposes of the Food Act 2008. [126(13)].
Statutory Power Delegated:	Food Act 2008: Section 122(1) Appointment of authorised officers Section 126(13) Infringement Notices
Power Originally Assigned to:	Local Government
Statutory Power of Delegation:	Food Act 2008 – Section 118(2)(b)
Power Delegated to:	Chief Executive Officer Director City Services Manager Compliance Services Principal Environmental Health Officer
Council's Conditions on Delegation:	Nil.
Statutory Power to Sub-delegate:	Nil. The Food Regulations 2009 do not provide for sub-delegation.
Compliance Links:	Food Act 2008 Section 122(3) required the Enforcement Agency to maintain a list of authorised officers appointed by the agency. Section 123(1) requires the Enforcement Agency to provide each authorised officer with a certificate of authority as an authorised officer. Food Regulations 2009 Dept of Health: Guideline on the Appointment of Authorised Officers as Meat Inspectors Dept of Health: Guideline on the Appointment of Authorised Officers Dept of Health: Guideline on the Appointment of Authorised Officers - Designated Officers only (section 126) Dept of Health: Guideline on the Appointment of Authorised Officers – Appointment of persons to assist with the discharge of duties of an authorised officer.
Record Keeping Practices:	Record to be retained in TRIM Container: P1027271 CORPORATE MANAGEMENT - AUTHORISATIONS - Register Authorised Persons

Version Control

Version	Decision Reference	Date Delegated
1	354/10	16/02/2010
1	Annual Review	26/06/12 294/12
2	Annual Review / Amended	25/06/13 319/13 CEO Trim 77838/13
2	Annual Review	24/06/14 270/14 CEO Trim 234521/14

2. Statutory Delegations – Other Legislation
2.2 Food Act 2008

2.2.5. Prosecutions

Function Delegated: *This detail is provided as a reference only. Delegates shall only act in full understanding of the delegated statutory power, inclusive of conditions [refer below].*	Institute proceedings for an offence under the Food Act 2008 [125].
Statutory Power Delegated:	Food Act 2008: Section.125 Institution of proceedings
Power Originally Assigned to:	Enforcement Agency (Local Government)
Statutory Power of Delegation:	Food Act 2008 s118(2)(b) Local government (enforcement agency) may delegate a function conferred on it s118 (3) Delegation subject to conditions [s119] and guidelines adopted [s120] s118(4)Sub-delegation only permissible if expressly provided in regulations
Power Delegated to:	Chief Executive Officer Director City Services
Council's Conditions on Delegation:	Nil.
Statutory Power to Sub-delegate:	Nil. The Food Regulations 2009 do not provide for sub-delegation.
Compliance Links:	Food Act 2008 Food Regulations 2009 Food Regulation: Department of Health Compliance and Enforcement Policy
Record Keeping Practices:	

Version Control

Version	Decision Reference	Date Delegated
1	New Delegation	25/06/13 319/13 CEO Trim 77838/13
1	Annual Review	24/06/14 270/14 CEO Trim 234521/14

2.3. BUILDING ACT 2011

2.3.1. Grant of Building Permit

Function Delegated: *This detail is provided as a reference only. Delegates shall only act in full understanding of the delegated statutory power, inclusive of conditions [refer below].*	Authority to: 1. grant a building permit [s.20(1)]. 2. refuse a building permit [s.20(2)]. 3. impose, vary or revoke conditions on a demolition permit [s.27(1) and (3); ***4. determine approved alternative building solution to meet performance requirement in the Building Code relating to fire detection and early warning [Reg.55].*** ***5. determine approval / refusal of battery powered smoke alarm and determine application form [Reg.61].***
Statutory Power Delegated:	Building Act 2011: Section 20 Grant of Building Permit Section 27 (1) and (3) Impose Conditions on Permit ***Building Regulations 2012*** ***Regulation 55 (Smoke Alarms) Terms used*** ***Regulation 61 Local Government approval of battery powered smoke alarms.***
Power Originally Assigned to:	Permit Authority (Local Government in accordance with s.6(3))
Statutory Power of Delegation:	Building Act 2011: Section 127 Delegation: special permit authorities and local governments
Power Delegated to:	Manager Approval Services Principal Building Surveyor Senior Building Surveyor
Council's Conditions on Delegation:	Nil.
Statutory Power to Sub-delegate:	Building Act 2011: Section 127(6A) Delegation: special permit authorities and local governments (powers of sub-delegation limited to CEO)
Compliance Links:	Building Act 2011: Section 22 Further Grounds for Not Granting an Application Building Services (Registration Act) 2011 – Section 7 Home Building Contracts Act 1991 – Part 3A, Division 2 Building Services (Complaint Resolution and Administration) Act 2011 – Part 7, Division 2 Building and Construction Industry Training Levy Act 1990 Heritage of Western Australia Act 1990
CEO's Sub-delegation to:	N/A
CEO's Conditions on Sub-delegation:	N/A
CEO's Conditions on Sub-delegation:	Records maintained in the Pathway System.

Version Control		
Version	**Decision Reference**	**Date Delegated**
1	719/11	06/12/2012

2. Statutory Delegations – Other Legislation
2.2 Building Act 2011

1	Annual Review	294/12 26/06/12
2	Annual Review / Amended	25/06/13 319/13 CEO Trim 77838/13
2	Annual Review	24/06/14 270/14 CEO Trim 234521/14

2. Statutory Delegations – Other Legislation
2.2 Building Act 2011

2.3.2. Grant of Demolition Permit

Function Delegated: *This detail is provided as a reference only. Delegates shall only act in full understanding of the delegated statutory power, inclusive of conditions [refer below].*	Authority to: 1. grant a demolition permit [s.21(1)]. 2. refuse a demolition permit [s.21(2)]. 3. impose, vary or revoke conditions on a demolition permit [s.27(1) and (3).
Statutory Power Delegated:	Building Act 2011: Section 21 Grant of Demolition Permit Section 27 (1) and (3) Impose Conditions on Permit
Power Originally Assigned to:	Permit Authority (Local Government in accordance with s.6(3))
Statutory Power of Delegation:	Building Act 2011: Section 127 Delegation: special permit authorities and local governments
Power Delegated to:	Manager Approval Services Principal Building Surveyor Senior Building Surveyor
Council's Conditions on Delegation:	Nil.
Compliance Links:	Building Act 2011: Section 22 Further Grounds for Not Granting an Application Building Services (Complaint Resolution and Administration) Act 2011 – Part 7, Division 2 Building and Construction Industry Training Levy Act 1990 Heritage of Western Australia Act 1990
Statutory Power to Sub-delegate:	Building Act 2011: Section 127(6A) Delegation: special permit authorities and local governments (powers of sub-delegation limited to CEO)
CEO's Sub-delegation to:	N/A
CEO's Conditions on Sub-delegation:	N/A
CEO's Conditions on Sub-delegation:	

Version Control

Version	Decision Reference	Date Delegated
1	719/11	06/12/2012
1	Annual Review	26/06/12 294/12
2	Annual Review / Amended	25/06/13 319/13 CEO Trim 77838/13
2	Annual Review	24/06/14 270/14 CEO Trim 234521/14

2. Statutory Delegations – Other Legislation
2.2 Building Act 2011

2.3.3. Grant Occupancy Permit or Building Approval Certificate

Function Delegated: *This detail is provided as a reference only. Delegates shall only act in full understanding of the delegated statutory power, inclusive of conditions [refer below].*	Authority to: 1. require an applicant to provide any document or information required in order to determine an application [s.55]. 2. grant or modify an occupancy permit or building approval certificate [s58]. 3. impose, add, vary or revoke conditions on an occupancy permit or building approval certificate [s.62(1) and (3)]. 4. extend the period in which an occupancy permit or modification, or building approval certificate has effect [s.65(4)].
Statutory Power Delegated:	Building Act 2011: Section 55 Further Information Section 58 Grant of Occupancy Permit, Building Approval Certificate Section 62(1) and (3) Conditions Imposed by Permit Authority Section 65(4) Extension of Period of Duration
Power Originally Assigned to:	Permit Authority (Local Government in accordance with s.6(3))
Statutory Power of Delegation:	Building Act 2011: Section 127 Delegation: special permit authorities and local governments
Power Delegated to:	Manager Approval Services Principal Building Surveyor Senior Building Surveyor
Council's Conditions on Delegation:	Nil.
Statutory Power to Sub-delegate:	Building Act 2011: Section 127(6A) Delegation: special permit authorities and local governments (powers of sub-delegation limited to CEO)
Compliance Links:	Building Services (Registration Act) 2011 – Section 11 Building Services (Complaint Resolution and Administration) Act 2011 – Part 7, Division 2 Building and Construction Industry Training Levy Act 1990
CEO's Sub-delegation to:	Nil.
CEO's Conditions on Sub-delegation:	Nil.
Record Keeping Practices:	

Version Control

Version	Decision Reference	Date Delegated
1	719/11	06/12/2012
1	Annual Review	26/06/12 294/12
2	Annual Review / Amended	25/06/13 319/13 CEO Trim 77838/13
2	Annual Review	24/06/14 270/14 CEO Trim 234521/14

2. Statutory Delegations – Other Legislation
2.2 Building Act 2011

2.3.4. Designate Authorised Persons

Function Delegated: *This detail is provided as a reference only. Delegates shall only act in full understanding of the delegated statutory power, inclusive of conditions [refer below].*	Authority to designate an employee as an authorised person [s.96(3)].
Statutory Power Delegated:	Building Act 2011: Section 96(3) Authorised Persons
Power Originally Assigned to:	Permit Authority (Local Government in accordance with s.6(3))
Statutory Power of Delegation:	Building Act 2011: Section 127 Delegation: special permit authorities and local governments
Power Delegated to:	Chief Executive Officer Director City Planning and Development
Council's Conditions on Delegation:	Nil.
Statutory Power to Sub-delegate:	Building Act 2011: Section 127(6A) Delegation: special permit authorities and local governments (powers of sub-delegation limited to CEO)
Compliance Links:	
CEO's Sub-delegation to:	Nil.
CEO's Conditions on Sub-delegation:	Nil.
Record Keeping Practices:	Record to be retained in TRIM Container: P1027271 CORPORATE MANAGEMENT - AUTHORISATIONS - Register Authorised Persons

Version Control

Version	Decision Reference	Date Delegated
1	719/11	06/12/2012
1	Annual Review	294/12 26/06/12
1	Annual Review / Amended	25/06/13 319/13 CEO Trim 77838/13
1	Annual Review	24/06/14 270/14 CEO Trim 234521/14

2.3.5. Building Orders

Function Delegated: *This detail is provided as a reference only. Delegates shall only act in full understanding of the delegated statutory power, inclusive of conditions [refer below].*	Authority to: 1. make Building Orders [s.110] in relation to: a. Building work, b. Demolition Work, c. An existing building or incidental structure. ***2. Give notice of a proposed building order and consider submissions received in response and determine actions [s.111(1)(c)]*** ~~2.~~***3.*** revoke a Building Order [s.117]. ~~3.~~***4.*** if there is non-compliance with a building order, cause an authorised person to: a. take any action specified in the order; or b. commence or complete any work specified in the order; or c. if any specified action was required by the order to cease, to take such steps as are reasonable to cause the action to cease [s.118(2)]. ~~4.~~***5.*** take court action to recover as a debt, reasonable costs and expenses incurred in doing anything in regard to non-compliance with a building order [s.118(3)]. ~~5.~~***6.*** initiate a prosecution pursuant to section 133(1) for noncompliance with a Building Order made pursuant to section 110 of the Building Act 2011.
Statutory Power Delegated:	Building Act 2011 Section 110(1) A Permit Authority (Local Government) may make a Building Order **Section 111(1) Notice of proposed building order other than building order (emergency)** Section 117(1) and (2) A Permit Authority (Local Government) may revoke a Building Order or notify that it remains in effect Section 118(2) and (3) Permit authority may give effect to building order if non-compliance Section 133(1) A Permit Authority (Local Government) may commence a prosecution for an offence against this Act
Power Originally Assigned to:	Permit Authority (Local Government in accordance with s.6(3))
Statutory Power of Delegation:	Building Act 2011: Section 127 Delegation: special permit authorities and local governments
Power Delegated to:	Director City Planning and Development Manager Approval Services Principal Building Surveyor Senior Building Surveyor

2. Statutory Delegations – Other Legislation
2.2 Building Act 2011

2.3.5. Building Orders

Council's Conditions on Delegation:	Nil.
Statutory Power to Sub-delegate:	Building Act 2011: Section 127(6A) Delegation: special permit authorities and local governments (powers of sub-delegation limited to CEO)
Compliance Links:	Building Act 2011: Section 111 Notice of proposed building order other than building order (emergency) Section 112 Content of building order Section 113 Limitation on effect of building order Section 114 Service of building order Part 9 Review
CEO's Sub-delegation to:	Nil.
CEO's Conditions on Sub-delegation:	Nil.
Record Keeping Practices:	

Version Control

Version	Decision Reference	Date Delegated
1	719/11	06/12/2012
1	Annual Review	26/06/12 294/12
2	Annual Review / Amended	25/06/13 319/13 CEO Trim 77838/13
2	Annual Review	24/06/14 270/14 CEO Trim 234521/14

2. Statutory Delegations – Other Legislation
2.2 Building Act 2011

2.3.6. Inspection and Copies of Building Records

Function Delegated: *This detail is provided as a reference only. Delegates shall only act in full understanding of the delegated statutory power, inclusive of conditions [refer below].*	Authority to determine an application from an interest person to inspect and copy a building record [s.131(2)].
Statutory Power Delegated:	Building Act 2011: Section 131(2) Inspection, Copies of Building Records
Power Originally Assigned to:	Permit Authority (Local Government in accordance with s.6(3))
Statutory Power of Delegation:	Building Act 2011: Section 127 Delegation: special permit authorities and local governments
Power Delegated to:	Manager Approval Services Principal Building Surveyor Senior Building Surveyor
Council's Conditions on Delegation:	Nil.
Statutory Power to Sub-delegate:	Building Act 2011: Section 127(6A) Delegation: special permit authorities and local governments (powers of sub-delegation limited to CEO)
Compliance Links:	
CEO's Sub-delegation to:	Nil.
CEO's Conditions on Sub-delegation:	Nil.
Record Keeping Practices:	

Version Control

Version	Decision Reference	Date Delegated
1	719/11	06/12/2012
1	Annual Review	26/06/12 294/12
2	Annual Review / Amended	25/06/13 319/13 CEO Trim 77838/13
2	Annual Review	24/06/14 270/14 CEO Trim 234521/14

2.4. PLANNING AND DEVELOPMENT ACT 2005

2.4.1. Illegal Development

Function Delegated: *This detail is provided as a reference only. Delegates shall only act in full understanding of the delegated statutory power, inclusive of conditions [refer below].*	1. Give a written direction to the owner or any other person undertaking an unauthorised development to stop, and not recommence, the development or that part of the development that is undertaken in contravention of the planning scheme, interim development order or planning control area requirements; 2. Give a written direction to the owner or any other person who undertook an unauthorised development: (a) to remove, pull down, take up, or alter the development; and (b) to restore the land as nearly as practicable to its condition immediately before the development started, to the satisfaction of the responsible authority. 3. Give a written direction to the person whose duty it is to execute work to execute that work where it appears that delay in the execution of the work to be executed under a planning scheme or interim development order would prejudice the effective operation of the planning scheme or interim development order.
Statutory Power Delegated:	Planning and Development Act 2005: Section 214(2), (3) and (5)
Power Originally Assigned to:	Local Government
Statutory Power of Delegation:	Local Government Act 1995: Section 5.42
Power Delegated to:	Chief Executive Officer
Council's Conditions on Delegation:	Nil.
Statutory Power to Sub-delegate:	Nil.
Compliance Links:	Part 13 of the Planning and Development Act 2005
CEO's Sub-delegation to:	Nil.
CEO's Conditions on Sub-delegation:	Nil.
Record Keeping Practices:	Records of decisions are kept on Pathways, file notes in the physical DA files (legally the only full record of a DA)

Version Control

Version	Decision Reference	Date Delegated
1	New Delegation	527/12 30/10/12
1	Annual Review	25/06/13 319/13 CEO Trim 77838/13
1	Annual Review	24/06/14 270/14 CEO Trim 234521/14

2.5. CITY PLANNING SCHEME

2.5.1. City Planning Scheme No. 2- Planning Approval	
Function Delegated: *This detail is provided as a reference only. Delegates shall only act in full understanding of the delegated statutory power, inclusive of conditions [refer below].*	1. Authority to determine an application for planning approval for the commencement or continuation of any development or use of any land or building where the application: (a) complies with all applicable standards and requirements of the Scheme, planning policies and precinct plans, including a change of use to a use classified under the Scheme as a preferred (P) use; (b) includes a change of use to a use classified under the Scheme as a contemplated (c) use or constitutes a non-complying application for the purposes of clause 47 of the Scheme where the non-compliance is considered minor. 2. Authority to require an applicant to advertise a proposal. 3. Authority to comment on applications referred to the Council by other authorities. 4. Authority to determine the advertising content of a proposed sign at: a. 267 (Lot 10) St Georges Terrace, Perth (OCM 01/04/14) b. 81 (Lot 81) St Georges Terrace, Perth (OCM 01/04/14))
Statutory Power Delegated:	City Planning Scheme No.2 Clauses 41, 43, 44, 45 and 47
Power Originally Assigned to:	Local Government
Statutory Power of Delegation:	City Planning Scheme No.2 Clause 59
Power Delegated to:	Chief Executive Officer Director City Planning and Development Manager Approval Services
Council's Conditions on Delegation:	In relation to Delegated Authority 1(b) above, approval may only be granted where no significant objections are received during the public submission period. In relation to Delegated Authority 3 above, comment may only be made on proposals that are considered minor in nature. Authority may not be exercised where the application is for planning approval where the development may have a detrimental impact on a place which is the subject of a declaration made under clause 30 of the Scheme. Authority may not be exercised where any elected member has requested that the application be referred to the Council for determination.

2. Statutory Delegations – Other Legislation

2.5.1. City Planning Scheme No. 2- Planning Approval

	Details of approvals issued under delegated authority are to be made available to elected members on a weekly basis. In relation to Delegated Authority 4 above, the authority may only be exercised by the Manager Approval Services.
Statutory Power to Sub-delegate:	Nil.
Compliance Links:	City Planning Scheme No. 2 and subordinate Schemes: • TPS 7 City of Perth Town Planning Scheme No. 7 (Saint Martins) • TPS 11 City of Perth Town Planning Scheme No. 11 (Wesley Trust) • TPS 13 City of Perth Town Planning Scheme No. 13 (SGIO) • TPS 14 City of Perth Town Planning Scheme No. 14 (Withernsea) • TPS 16 City of Perth Town Planning Scheme No. 16 (AMP) • TPS 21 City of Perth Town Planning Scheme No. 21 (FAI Site) • TPS 23 City of Perth Town Planning Scheme No. 23 (Paragon) • TPS 24 City of Perth Town Planning Scheme No. 24 (131-137 Adelaide Terrace) • LPS 26 City of Perth Local Planning Scheme No. 26 (East Perth Redevelopment Area) Planning and Development Act 2005 Planning and Development Regulations 2009
CEO's Sub-delegation to:	N/A
CEO's Conditions on Sub-delegation:	N/A
Record Keeping Practices:	Records of decisions are kept on Pathways, file notes in the physical DA files (legally the only full record of a DA) and in Trim (Desk of the CEO – procedural report to EMs).

Version Control

Version	Decision Reference	Date Delegated
1		88/10 - 16/02/2010
1	Annual Review	294/12 - 26/06/12
1	Annual Review	319/13 - 25/06/13 CEO Trim 77838/13
2	New DA.4(a)= sign content	01/04/14
2	Annual Review	24/06/14 270/14 CEO Trim 234521/14

2. Statutory Delegations – Other Legislation

2.5.2. City Planning Scheme No.2 – Appoint Authorised Officers	
Function Delegated: *This detail is provided as a reference only. Delegates shall only act in full understanding of the delegated statutory power, inclusive of conditions [refer below].*	**Authority to appoint Authorised Officers for the purposes of entering any building or land to determine whether the provisions of this Scheme have been or are being observed [cl.63].**
Statutory Power Delegated:	**City Planning Scheme No.2:** **Clause 63 Authorised Entry**
Power Originally Assigned to:	**Council (Local Government)**
Statutory Power of Delegation:	**City Planning Scheme No.2:** **Clause 59 Delegation**
Power Delegated to:	**Chief Executive Officer** **Director City Planning and Development** **Manager Approval Services**
Council's Conditions on Delegation:	**Nil.**
Statutory Power to Sub-delegate:	**Nil.**
Compliance Links:	
Record Keeping Practices:	**P1027271 - HUMAN RESOURCES - AUTHORISATIONS - Register Authorised Persons**

Version Control

Version	Decision Reference	Date Delegated
1	New Delegation	00/00/15

2.6. CAT ACT 2011

2.6.1. Cat Act - Registrations

Function Delegated: *This detail is provided as a reference only. Delegates shall only act in full understanding of the delegated statutory power, inclusive of conditions [refer below].*	(1) Grant or refuse to grant the registration of a cat [s.9(1)(a)]. (2) Renew or refuse to renew the registration of a cat [s.9(1)(b)]. (3) Require an applicant to provide any document or information required to determine an application for registration [s.9(5)]. (4) Refuse to consider an application, where an applicant has not complied with a request for information [s.9(6)]. (5) Cancel the registration of a cat [s.10]. (6) Give notice of decisions [s.13].
Statutory Power Delegated:	Cat Act 2011 Section 9. Registration Section 10. Cancellation of registration Section 13. Notice to be given of certain decisions made under this Subdivision
Power Originally Assigned to:	Local Government
Statutory Power of Delegation:	Cat Act 2011 Section 44. Delegation by local government
Power Delegated to:	Chief Executive Officer
Council's Conditions on Delegation:	Nil.
Statutory Power to Sub-delegate:	Cat Act 2011 Section 45. Delegation by CEO of local government
Compliance Links:	Cat Act 2011 Part 2, Division 1 Registration and Tagging
CEO's Sub-delegation to:	Manager Compliance Services Coordinator Safety and Security Team Leader Safety & Security
CEO's Conditions on Sub-delegation:	Nil.
Record Keeping Practices:	Registration records are maintained in the Pathways software system. Records of registration refusal are maintained in the City's record keeping system.

Version Control

Version	Decision Reference	Date Delegated
1	New Delegation	OCM 10/12/13 CEO Trim 154059/13
1	Annual Review	24/06/14 270/14 CEO Trim 234521/14

2. Statutory Delegations – Other Legislation

2.6.2. Cat Act - Breeder Approvals

Function Delegated: *This detail is provided as a reference only. Delegates shall only act in full understanding of the delegated statutory power, inclusive of conditions [refer below].*	(1) Grant or refuse to grant an approval for the person to breed cats [s.37(1)(a)]. (2) Renew or refuse to renew an approval for the person to breed cats [s.37(1)(b)]. (3) Require an applicant to provide any document or information required to determine the application [s.37(3)]. (4) Refuse to consider an application, where the applicant has not complied with a request for information [s37(4)]. (5) Cancel an approval to breed cats [s.38]. (6) Give notice of decisions [s.40].
Statutory Power Delegated:	Cat Act 2011 Section 37. Approval to breed cats Section 38. Cancellation of approval to breed cats. Section 40. Notice to be given of certain decisions made under this Subdivision.
Power Originally Assigned to:	Local Government
Statutory Power of Delegation:	Cat Act 2011 Section 44. Delegation by local government
Power Delegated to:	Chief Executive Officer
Council's Conditions on Delegation:	Nil.
Statutory Power to Sub-delegate:	Cat Act 2011 Section 45. Delegation by CEO of local government
Compliance Links:	Cat Act 2011 Part 3 Division 4 Breeding of cats
CEO's Sub-delegation to:	Manager Compliance Services Coordinator Safety and Security Team Leader Safety & Security
CEO's Conditions on Sub-delegation:	Nil
Record Keeping Practices:	Records of Breeder Approvals are maintained in the City's record keeping system.

Version Control

Version	Decision Reference	Date Delegated
1	New Delegation	OCM 10/12/13 CEO Trim 154059/13
1	Annual Review	24/06/14 270/14 CEO Trim 234521/14

2. Statutory Delegations – Other Legislation

2.6.3. Cat Act – Appoint Authorised Persons

Function Delegated: *This detail is provided as a reference only. Delegates shall only act in full understanding of the delegated statutory power, inclusive of conditions [refer below].*	(1) Appoint Persons or classes of persons to be authorised for the purposes of performing particular functions under this Act [s.48(1)]. (2) Determine conditions on any authorisation [s.48(3)]. (3) Cancel or vary an authorisation [s.48(4)].
Statutory Power Delegated:	Cat Act 2011 Section 48. Authorised Persons
Power Originally Assigned to:	Local Government
Statutory Power of Delegation:	Cat Act 2011 Section 44. Delegation by local government
Power Delegated to:	Chief Executive Officer
Council's Conditions on Delegation:	Nil.
Statutory Power to Sub-delegate:	Cat Act 2011 Section 45. Delegation by CEO of local government
Compliance Links:	Cat Act 2011 Part 4, Division 3
CEO's Sub-delegation to:	Director City Services Manager Compliance Services
CEO's Conditions on Sub-delegation:	Nil.
Record Keeping Practices:	Record to be retained in TRIM Container: P1027271 CORPORATE MANAGEMENT - AUTHORISATIONS - Register Authorised Persons

Version Control

Version	Decision Reference	Date Delegated
1	New Delegation	OCM 10/12/13 CEO Trim 154059/13
1	Annual Review	24/06/14 270/14 CEO Trim 234521/14

3. STATUTORY DELEGATIONS TO LOCAL GOVERNMENT FROM EXTERNAL AGENCIES

3.1. ENVIRONMENTAL PROTECTION ACT 1986

3.1.1. Noise Control - Serve Environmental Protection Notices [S65(1)]

Published in Government Gazette No.47, 19 March 2004

ENVIRONMENTAL PROTECTION ACT 1986
Section 20
Delegation No. 52

Pursuant to section 20 of the Environmental Protection Act 1986, the Chief Executive Officer hereby delegates as follows -

Powers and duties delegated -

All the powers and duties of the Chief Executive Officer, where any noise is being or is likely to be emitted from any premises not being premises licensed under the Act, to serve an environmental protection notice under section 65(1) in respect of those premises, and where an environmental protection notice is so served in such a case, all the powers and duties of the Chief Executive Officer under Part V of the Act in respect of that environmental protection notice.

Persons to whom delegation made -

This delegation is made to any person for the time being holding or acting in the office of Chief Executive Officer under the Local Government Act 1995.

Pursuant to section 59(1)(e) of the Interpretations Act 1984, Delegation No. 32, dated 4 February 2000 is hereby revoked.

Dated this 9th day of January 2004.
Approved -
FERDINAND TROMP, A/Chief Executive Officer.
Dr JUDY EDWARDS MLA, Minister for the Environment.

3.1.2. Noise Control - Keeping of Log Books, Noise Control Notices, Calibration and Approval of Non-Complying Events [Reg.16]

Published in Government Gazette No.232, 20 December 2013

EV402*

ENVIRONMENTAL PROTECTION ACT 1986
DELEGATION NO. 112

I, Jason Banks, in my capacity as Acting Chief Executive Officer of the Department of Environment Regulation responsible for the administration of the *Environmental Protection Act 1986* ("the Act"), and pursuant to section 20 of the Act, hereby delegate to any person for the time being holding or acting in the office of a Chief Executive Officer under the *Local Government Act 1995*, my powers and duties under the *Environmental Protection (Noise) Regulations 1997*, other than this power of delegation, in relation to—

(a) waste collection and other works—noise management plans relating to specified works under regulation 14A or 14B;
(b) bellringing or amplified calls to worship—the keeping of a log of bellringing or amplified calls to worship requested under regulation 15(3)(c)(vi);
(c) community activities—noise control notices in respect of community noise under regulation 16;
(d) motor sport venues—noise management plans in relation to motor sport venues under Part 2 Division 3;
(e) shooting venues—noise management plans in relation to shooting venues under Part 2 Division 4;
(f) calibration results—requesting, under regulation 23(b), details of calibration results undertaken and obtained under Schedule 4;
(g) sporting, cultural and entertainment events—approval of events or venues for sporting, cultural and entertainment purposes under Part 2 Division 7, subject to the following limitation—
    (i) Subregulation 18(13)(b) is not delegated.

Under section 59(1)(e) of the *Interpretation Act 1984*, Delegation No. 68, gazetted 22 June 2007 is hereby revoked.

Dated the 12th day of December 2013.
JASON BANKS, Acting Chief Executive Officer.

Approved by—
JOHN DAY, Acting Minister for Environment; Heritage.

3.1.3. Noise Control – Noise Management Plans – Construction Sites [Reg.13]

Published in Government Gazette No.71 – 16 May 2014

EV405*

ENVIRONMENTAL PROTECTION ACT 1986
DELEGATION NO. 119

I, Jason Banks, in my capacity as the Acting Chief Executive Officer of the Department responsible for the administration of the *Environmental Protection Act 1986* ("the Act"), and pursuant to section 20 of the Act, hereby delegate to the holder for the time being of the offices of —

(a) Chief Executive Officer under the *Local Government Act 1995;* and
(b) to any employee of the local government under the *Local Government Act 1995* who is appointed as an Authorised Person under section 87 of the Act,

all my powers and duties in relation to noise management plans under regulation 13 of the *Environmental Protection (Noise) Regulations 1997*, other than this power of delegation.

Under section 59(1)(e) of the *Interpretation Act 1984*, Delegation No. 111, gazetted 20 December 2013, is hereby revoked.

Dated the 1st day of May 2014.
JASON BANKS, Acting Chief Executive Officer.

———

Approved by—
Hon ALBERT JACOBS JP MLA, Minister for Environment: Heritage

3. Statutory Delegations to Local Government from External Agencies

3.2. PLANNING AND DEVELOPMENT ACT 2005

3.2.1. Western Australian Planning Commission – Referral Arrangements

Government Gazette No. 65 – 9 May 2014 (pages 1410 - 1412)

PL403*

PLANNING AND DEVELOPMENT ACT 2005
RESOLUTION
RES 2014/01 RESOLUTION UNDER CLAUSE 32 OF THE MRS

Resolution made under clause 32 of the Metropolitan Region Scheme regarding development control powers of the Western Australian Planning Commission

On 25 March 2014, pursuant to clause 32 of the Metropolitan Region Scheme (MRS), the Western Australian Planning Commission (WAPC) resolved—

A TO REVOKE its resolution made under clause 32 of the MRS as detailed in the notice entitled "RES 2011/01 Resolution under Clause 32 of the MRS" published in the *Government Gazette* of 1 November 2011 (pages 4612-4614);

B TO REQUIRE all local governments within the MRS area to refer applications for development of the classes and in the locations specified in clauses 1 to 4 of the Schedule 1 to the WAPC for determination;

C TO REQUIRE the local governments specified in clauses 5 to 10 of Schedule 1 to refer applications for development of the classes and in the locations specified in clauses 5 to 10 of Schedule 1 to the WAPC for determination;

D TO CONFIRM that words used in the schedule to this resolution have the meanings given to them in the *Planning and Development Act 2005* (Act) and the MRS. In the case of any inconsistency, the Act prevails;

E TO DECLARE that the resolution takes effect when notice of the resolution is published in the *Government Gazette*.

TIM HILLYARD, Secretary, Western Australian Planning Commission.

SCHEDULE 1
REFERRAL ARRANGEMENTS FOR LOCAL GOVERNMENTS IN THE AREA COVERED BY THE MRS

1. Development of State or Regional Significance
All applications made under clause 28 of the MRS for approval to commence and carry out development that the WAPC, by notice in writing in each case, advises the local government are of State or regional importance or in the public interest.

2. Development in the Rural Zone
The following classes of applications made under clause 28 of the MRS for approval to commence and carry out development on land in the Rural zone in the MRS—
(a) Extractive industry—all applications; and
(b) Any other use which in the opinion of the local government or the WAPC may not be consistent with the Rural zone

3. Poultry Farms
Applications made under clause 28 of the MRS for approval to commence and carry out development of new poultry farms or any extension or addition in excess of 100 square meters to the improvements of an existing poultry farm in the Rural, Urban or Urban Deferred zones in the MRS.

4. Development in Activity Centres

3. Statutory Delegations to Local Government from External Agencies

Applications made under clause 28 of the MRS for approval to commence and carry out development relating to a building or extension/s to an existing building for shop-retail purposes —

(a) where the local government or the WAPC considers that the development proposed may be of State or regional significance;

(b) where the development proposed is major development which the local government considers is appropriately located in an activity centre of a higher level of the Activity Centre Hierarchy that the activity centre in which it is proposed to be located;

(c) where the development proposed is major development which the WAPC (after consulting the relevant local government) considers is appropriately located in an activity centre of a higher level of the Activity Centre Hierarchy that the activity centre in which it is proposed to be located;

(d) for Strategic metropolitan centre or Secondary centre developments where the development proposed is major development;

(e) for District centre developments, where the development is major development and where approval of the proposal would result in the shop/retail floorspace exceeding 20 000m2 of shop/retail floorspace (net lettable area); or

(f) where the development proposed is wholly or partly located in zoned land in specialised centres;

except where the application complies with an activity centre structure plan or equivalent plan or strategy for the activity centre endorsed by the WAPC.

For the purpose of this resolution—

"activity centre" means the categories of activity centres set out in Table 2 and Table 3 of State Planning Policy 4.2, namely—

- Capital City;
- Strategic metropolitan centres;
- Secondary centres;
- District centres; and
- Neighbourhood centres.

"activity centre structure plan" means a structure plan prepared as required under 6.4 of State Planning Policy 4.2;

"major development" means development as defined in appendix 1 of State Planning Policy 4.2, namely—

- Development of any building where the building is used or proposed to be used for *shop-retail* purposes and where the shop-retail net lettable area of the proposed building is more than 10000m2; or
- Development of any extension/s to an existing building where the extension/s is used or proposed to be used for *shop-retail* purposes and where the shop-retail net lettable area of the extension/s is more than 5000m2.

"net lettable area" is defined in Appendix 1 of State Planning Policy 4.2;

"shop-retail" means the land use activities included in "Planning land use category 5: Shop/retail" as defined by the WAPC's Perth Land Use and Employment Survey (as amended from time-to-time);

"specialised centres" means the centres identified in clause 5.1.1 of State Planning Policy 4.2, which focus on regionally significant economic or institutional activities that generate many work and visitor trips, which therefore require a high level of transport accessibility;

"State Planning Policy 4.2" means State Planning Policy No.4.2—Activity Centres for Perth and Peel, published in the *Government Gazette* on 31 August 2010.

REFERRAL ARRANGEMENTS FOR SPECIFIC LOCAL GOVERNMENTS

5. Stirling and Glendalough Station Precincts

The City of Stirling, in the areas defined in WAPC plan No. 4.1495/1, is to refer for determination by the WAPC the following classes of applications under clause 28 of the MRS for approval to commence and carry out development on land—

(i) All applications that include non-residential uses and/or development; and
(ii) All application for 5 or more residential dwellings.

6. Kwinana Industrial Area
The City of Kwinana is to refer for determination by the WAPC all applications made under clause 28 of the MRS for all classes of development for the area shown on WAPC plan No. 4.1489/1, except where development is estimated by the applicant to be less than $250,000 in respect of which the council may decide at its discretion to submit or not to the WAPC.

7. North Coogee Industrial Area
The City of Cockburn is to refer for determination by the WAPC all application made under clause 28 of the MRS for all classes of development for the area shown on WAPC plan No. 4.1472/1.

8. Parliament House Precinct 6
The City of Perth is to refer for determination by the WAPC all applications for approval to commence and carry out development within—
(a) The area depicted as the Inner Precinct on WAPC plan 3.2096; and
(b) The area depicted as the Outer Precinct on WAPC plan 3.2096, where the development proposed will exceed the specified height limits, previously determined by the WAPC.

9. Lots 6, 8 and 9 Scarborough Beach Road, Osborne Park
The City of Stirling is to refer for determination by the WAPC those applications made under Clause 28 of the MRS for the area shown on WAPC plan 4.1544.

10. Leach Highway and Stock Road—Leach Highway to South Street
The Cities of Fremantle and Melville are to refer for determination by the WAPC those applications made under Clause 28 of the MRS for the area shown on WAPC plan 1.7068.

3. Statutory Delegations to Local Government from External Agencies

3.2.2. Western Australian Planning Commission – Development Applications

Government Gazette No.83 – 10 June 2014 (pages 1810 - 1816)

PL402*

PLANNING AND DEVELOPMENT ACT 2005
INSTRUMENT OF DELEGATION
DEL 2011/02 Powers of Local Governments (MRS)

Notice of delegation to local governments, and certain officers, of certain powers and functions of the Western Australian Planning Commission relating to the Metropolitan Region Scheme

Preamble
Under section 16 of the *Planning and Development Act 2005* (the Act) the Western Australian Planning Commission (the WAPC) may, by resolution published in the *Government Gazette*, delegate any function to a local government, a committee established under the *Local Government Act 1995* or an employee of a local government.

In accordance with section 16(4) of the Act, a reference in this instrument to a function or a power of the WAPC includes and extends to, without limitation or restriction, any of the powers, privileges, authorities, discretions, duties and responsibilities vested in or conferred upon the WAPC by the Act or any other written law as the case requires.

Resolution under section 16 of the Act (delegation)
On 27 May 2014, pursuant to section 16 of the Act, the WAPC RESOLVED—

A. TO DELEGATE to local governments, and to members and officers of those local governments, its functions in respect of the determination, in accordance with Part IV of the Metropolitan Region Scheme (MRS), of applications for approval to commence and carry out development specified in clauses 1 and 2, within their respective districts, subject to the exceptions and conditions set out in clauses 1 to 5 and Schedule 1;

B. TO DELEGATE to the Director General of the Department of Transport, and the person or persons from time to time holding or acting in that office, its functions in respect of the determination, in accordance with Part IV of the Metropolitan Region Scheme (MRS), of applications for approval to commence and carry out development specified in clause 2A, subject to the exceptions and conditions set out in clauses 3A;

C. TO REVOKE its delegation of powers and functions to local governments as detailed in the notice entitled "DEL 2011/02 Powers of local governments (MRS)" published in the *Government Gazette* of 23 December 2011 (pages 5462-5467) to give effect to this delegation.

TIM HILLYARD, Secretary, Western Australian Planning Commission.

PLANNING AND DEVELOPMENT ACT 2005
Instrument of Delegation

1. Development on zoned land
Applications for development on land zoned under the MRS except—

(i) where the land is subject to a resolution under Clause 32 of the MRS; or

(ii) where the land is subject to the declaration of a planning control area under Section 112 of the *Planning and Development Act 2005*; or
(iii) where that land is partly within the development control area described in section 10 of the Swan and Canning Rivers Management Act 2006 or is outside the development control area but abuts waters within the development control area; or
(iv) where the local government is of the opinion that the application should be determined by the WAPC on the grounds that the proposal is of State or regional importance or is in the public interest, or
(v) in respect of public works undertaken by public authorities.

2. Development on regional road reservations
Applications for development, on land reserved under the MRS for the purpose of a regional road, but excluding any application relating to large format digital signage.

2A. Applications for development in relation to large format digital signage, on land reserved under the MRS for the purpose of a regional road.

3A. Referral Requirements for development on land on or abutting a Primary Regional Roads and Other Regional Roads reservation
Development applications that are on land that abut or that are fully or partly reserved as Primary Regional Roads (PRR) or Other Regional Roads (ORR) in the MRS shall be referred to the relevant local government and/or public authority, where required, for comment and recommendation, and in this regard the following shall apply—

(i) the local government or public authority shall provide its comment and recommendation, if any, within 30 days of receipt of the application;
(ii) If no comment or recommendation is received within that 30 day period, the delegate may determine the application in the absence of any comment and recommendation; and
(iii) the delegate is not bound to follow any recommendation received.

3. Referral Requirements for development on land on or abutting a Primary Regional Roads and Other Regional Roads reservation
Development applications that are on land that abut or that are fully or partly reserved as Primary Regional Roads (PRR) or Other Regional Roads (ORR) in the MRS shall be referred to the relevant Public Authority, where required, for comment and recommendation, before being determined by the local government as outlined in Tables 1 and 2. The road categories 1, 2 and 3 are as shown on plans SP 693 (PRR) and SP 694 (ORR).

Table 1—Referrals for Primary Regional Roads (Red)

PRIMARY REGIONAL ROADS (PRR)—Red		
Column 1 **Primary Regional Road (PRR-Red)**	**Column 2** **Referral of development application to Public Authority required for Category 1 and 2**	**Column 3** **Referral of development application to Public Authority not required for Category 1 and 2.**
Category 1 *No vehicle access permitted.* **Public Authority** Main Roads WA	1. A development application which has one or more of the following character-istics— (a) includes any earthworks, change in design levels and drainage that encroaches or impacts upon the regional road reservation;	1. In the case of a Category 1 or 2 road, a development application which the local government resolves to refuse under the MRS for reasons relating to the regional road reservation. 2. In the case of a Category 2 road,

3. Statutory Delegations to Local Government from External Agencies

PRIMARY REGIONAL ROADS (PRR)—Red		
Column 1 **Primary Regional Road (PRR-Red)**	**Column 2** **Referral of development application to Public Authority required for Category 1 and 2**	**Column 3** **Referral of development application to Public Authority not required for Category 1 and 2.**
	(b) has the potential for a significant increase in traffic using any access, either directly or indirectly, onto the regional road reservation; or (c) involves direct access between the subject land and the regional road reservation. 2. All other applications except those listed as non referral for Category 1 in Column 3.	a development application of four or fewer dwellings, where the application proposes (or a condition is imposed to require) all of the following outcomes— (a) No development, including car parking, earthworks or drainage, encroaching or impacting upon the regional road reservation excepting an existing crossover or temporary landscaping and where the level of the reserved portion is constructed at the existing or planned road kerb level; (b) The access arrangements are consistent with the agreed access strategy (Refer to Note 3). (c) The rationalisation of the existing crossovers to reduce the number of crossovers to one; (d) No additional, relocated or new access between the development site and the regional road reservation; (e) The development being designed so that all vehicles can enter and exit in a forward gear; and (f) Development being designed to comply with all appropriate policy and standards related to noise. 3. A development application which has one or more of the following characteristics— (a) proposes the erection of a boundary fence that does not encroach into the road reservation, provided that the fence has adequate sight truncations to any access to the regional road; (b) proposes temporary or replacement signage (of no greater dimensions) relating to the use of the development building or structure and which is outside the reservation area; or (c) proposes a change of use with no
Category 2 *Limited vehicle access permissible* **Public Authority** Main Roads WA	3. A development application which has one or more of the following character-istics— (a) proposes earthworks, change in design levels, drainage or car parking, that would encroach or impact upon the regional road reservation; (b) has the potential for a significant increase in traffic using any access, either directly or indirectly, onto the regional road reservation; (c) involves additional, relocated or new access between the subject land and the regional road reservation; (d) proposes retention of an existing access between the subject land and the regional road reservation, where there is an alternative access to a local road or laneway; or (e) involves the construction of entrance ramps. 4. All other applications except those listed as non referral for Category 2 in Column 3.	

3. Statutory Delegations to Local Government from External Agencies

PRIMARY REGIONAL ROADS (PRR)—Red		
Column 1 **Primary Regional Road (PRR-Red)**	**Column 2** **Referral of development application to Public Authority required for Category 1 and 2**	**Column 3** **Referral of development application to Public Authority not required for Category 1 and 2.**
		structural modifications or additions to an authorised development and the new use does not require any additional car parking bays under the local planning scheme, provided that all of the existing development, including carparking, is situated outside of the reservation area.
Category 3 **Public Authority** Main Roads WA	5. All development applications except those listed as non referral for Category 3 in Column 3.	4. In the case of a Category 3 road, a development application that the local government resolves to refuse under the MRS for reasons relating to the regional road reservation. 5. A development application which has one or more of the following characteristics— (a) proposes temporary or replacement signage (of no greater dimensions) relating to the use of the existing development, provided it is attached to the existing building or structure and it is outside the reservation area or any road reservation requirement plan formally adopted by the WAPC; or (b) proposes a change of use with no structural modifications or additions to an authorised development, and the new use does not require any additional car parking bays under the local planning scheme, provided that all of the existing development, including car parking, is situated outside the reservation area or any road reservation requirement plan formally adopted by the WAPC.

3. Statutory Delegations to Local Government from External Agencies

Table 2—Referrals for Other Regional Roads (Blue)

OTHER REGIONAL ROADS (ORR)—Blue		
Column 1 **Other Regional Road (ORR-Dark Blue)**	**Column 2** **Referral of development application to Public Authority required for Category 1 and 2**	**Column 3** **Referral of development application to Public Authority not required for Category 1 and 2.**
Category 1 *No vehicle access permitted*. **Public Authority** Department of Planning	1. A development application that has the potential to increase traffic flows by more than 100 veh/hr in peak period requiring Transport Assessment (refer to the Transport Assessment Guidelines Volume 1, Table 1—see note 6).	1. All other applications except those listed as referral on Column 2, Category 1 and 2.
Category 2 *Limited vehicle access permissible* **Public Authority** Department of Planning	2. A development application which has all of the following characteristics— (a) the lot is affected by a regional road reservation (b) all or part of the proposed development is within the regional road reservation. (c) has a construction value greater than $10,000 3. A development application which has all of the following characteristics— (a) the lot is affected by a regional road reservation (b) none of the proposed development is within the regional road reservation. (c) has a construction value greater than $100, 000	
Category 3 **Public Authority** Department of Planning	4. All development applications except those listed as non-referral for Category 3 in Column 3.	2. In the case of a Category 3 road, a development application that the local government resolves to refuse under the MRS for reasons relating to the regional road reservation. 3. A development application which has one or more of the following characteristics— (a) proposes temporary or replacement signage (of no greater dimensions) relating to the use of the existing development, provided it is attached to the existing building or structure and it is outside the reservation area or any road reservation requirement plan formally adopted by the WAPC; or (b) proposes a change of use with no structural modifications or additions to an authorised development, and

		the new use does not require any additional car parking bays under the local planning scheme, provided that all of the existing development, including car parking, is situated outside the reservation area or any road reservation requirement plan formally adopted by the WAPC.

Notes -

1. PRR are shown coloured 'Red' and ORR shown coloured 'Dark Blue' in the MRS.
2. Plans SP 693 (PRR) and SP 694 (ORR) show regional road categories in the MRS and are amended from time to time. The latest versions are available on the Planning WA website at http://www.planning.wa.gov.au/1212.asp
3. Plan SP 693 also shows additional roads under the control of Main Roads WA that are not currently reserved in the MRS and sections of road where access strategies have been agreed.
4. In determining applications under this delegation, local governments shall have regard to WAPC Policy DC 5.1. Regional Roads (Vehicular Access), SPP 5.4 Road and Rail Transport Noise and Freight Considerations in Land Use Planning and any other relevant policies/advice of the relevant public authority.
5. For enquiries and assistance regarding—

   (a) PRR Category 1, 2 and 3 call Main Roads WA on 138 138;

   (b) ORR Category 1, 2 and 3, call Department of Planning—Infrastructure Planning and Coordination on (08) 6551 9000;

   (c) the categories referred to in Tables 1 and 2, see the section headed "Interpretations.
6. Local Governments shall ensure that transport information is provided in accordance with the WAPC Transport Assessment Guidelines for Developments, (available at: http://www.planning.wa.gov.au/publications/1197.asp)
7. Tables 1 and 2 indicate the relevant public authority for referrals by local authorities. The relevant public authority will liaise with other authorities as required, eg. DoP, DoT, MRWA or PTA, prior to responding to local government to ensure that integrated transport planning outcomes are not adversely affected by development proposals.

4. Referral requirements for development on land abutting the Swan River Trust Development Control Area

Applications for development on land that is outside the development control area but abutting land that is in the development control area, or which in the opinion of the local government are likely to affect waters in the development control area, shall be referred to the Swan River Trust for comment and recommendation before being determined by the local government.

5. Referral requirements for development on land abutting other reservations

Applications for development on land abutting land reserved in the MRS for purposes other than regional roads or Parks and Recreation (where the reservation corresponds with the Swan River Trust development control area and is covered by Clause 4 of this notice) shall be referred to the public authority responsible for that reserved land for comment and recommendation before being determined by the local government.

3. Statutory Delegations to Local Government from External Agencies

In the case of land reserved for the purpose of Parks and Recreation, which is not vested or owned by another public authority, the applications shall be referred to the Department of Planning before being determined by the local government.

Schedule 1

For the purpose of this Instrument of Delegation—

(a) Where an application is referred by the local government to a public authority for comment and recommendation, the public authority shall provide comment and recommendation, if any, within 30 days of receipt of the application. If no comment or recommendation is received within that 30 day period the local government may determine the application on the available information.

(b) Where the recommendation provided by the public authority specified in the delegation notice is not acceptable to the local government the application, together with the recommendations provided by all public authorities consulted and the reasons why the recommendation is not acceptable to the local government, shall be referred immediately to the WAPC for determination.

(c) The powers delegated to a member or officer of a local government may only be exercised by a member or officer who has been delegated power from the local government to consider and determine applications for approval to commence and carry out development within the local government district under the local government's local planning scheme.

Interpretations

In this Instrument of Delegation, unless the context otherwise requires—

"access" means both entry and exit from either a road or abutting development by a vehicle.

"development" has the same meaning given to it in and for the purposes of the *Planning and Development Act 2005*.

"local government" means a local government within the area covered by the MRS.

"local road" means a road other than a private road or a road subject of reservation under Part II of the MRS.

"not acceptable" means that the local government wishes to determine the application, as a delegate of the WAPC, in a manner that is inconsistent with the recommendation received from the public authority to which the local government was required to consult under this Notice of Delegation.

"regional road" means any road designated under the Scheme as follows—

(a) land coloured red in the Scheme Map—Primary Regional Roads; and

(b) land coloured dark blue in the Scheme Map—Other Regional Roads.

"reserved land" means land reserved under Part II of the MRS.

"road reservation" means land reserved for the purposes of a regional road.

"category 1 road" applies where regional roads—

(a) are constructed or planned to a fully controlled and grade separated freeway standard; or

(b) are constructed or planned to an access controlled arterial standard, (i.e. a primary or district distributor road with widely-spaced signalised intersections or roundabouts, and few, if any, direct access points to individual sites or local streets).

"category 2 road" applies where regional roads—

(a) are constructed or planned to a partially access controlled arterial standard, (i.e. a primary or district distributor road with direct connections to local streets and driveways to larger sites, but with some restriction of direct frontage access to individual properties); or

(b) have direct frontage access to abutting properties due to the historic development of the road and properties.

"category 3 road" applies where regional road reservation is not accurately defined or is under review.

3. Statutory Delegations to Local Government from External Agencies

3.2.3. Western Australian Planning Commission – Section 25 of Strata Titles Act 1985

Government Gazette No.98 – 9 June 2009 (Pages 1936-1937)

PI409*

PLANNING AND DEVELOPMENT ACT 2005
INSTRUMENT OF DELEGATION
DEL 2009/03 POWERS OF LOCAL GOVERNMENTS

Delegation to local governments of certain powers and functions of the Western Australian Planning Commission relating to the issuing of certificates of approval under section 25 of the Strata Titles Act 1985

Preamble
Under section 16 of the Planning and Development Act 2005 (the Act) the Western Australian Planning Commission (the WAPC) may, by resolution published in the Government Gazette, delegate any function under the Act or any other written law to a local government, a committee established under the Local Government Act 1995 or an employee of a local government.

In accordance with section 16(4) of the Act, a reference in this instrument to a function or a power of the WAPC includes and extends to, without limitation or restriction, any of the powers, privileges, authorities, discretions, duties and responsibilities vested in or imposed on the WAPC by the Act or any other written law as the case requires.

Resolution under section 16 of the Act (delegation)
On 26 May 2009, pursuant to section 16 of the Act, the WAPC RESOLVED –

A TO DELEGATE to local governments, and to members and officers of those local governments, its powers and functions under section 25 of the Strata Titles Act 1985 as set out in clause 1 of Schedule, within their respective districts, subject to the conditions set out in clause 2 of Schedule 1.

TONY EVANS,
Western Australian Planning Commission.

SCHEDULE 1

1. Applications made under section 25 of the Strata Titles Act 1985
Power to determine applications for the issuing of a certificate of approval under section 25 of the Strata Titles Act 1985 for a plan of subdivision, re-subdivision or consolidation, except those applications that -

(a) propose the creation of a vacant lot;
(b) propose vacant air stratas in multi-tiered strata scheme developments;
(c) in the opinion of the WAPC as notified to the relevant local government in writing, or in the opinion of the relevant local government as notified to the WAPC in writing, relate to-
  (i) a type of development; and/or
  (ii) land within an area, which is of state or regional significance, or in respect of which the WAPC has determined is otherwise in the public interest for the WAPC to determine the application.

2. Reporting requirements
A local government that exercises the power referred to in clause 1 is to provide WAPC with data on all applications determined under this Instrument of Delegation at the conclusion of each financial year in the format prescribed by the WAPC.

3. Statutory Delegations to Local Government from External Agencies

3.3. MAIN ROADS WESTERN AUSTRALIA

3.3.1. Control Certain Roadside Advertisements of Highways and Main Roads

Refer OCM 24/04/12 – TBA

3. Statutory Delegations to Local Government from External Agencies

3.3.2. MRWA - Traffic Management Signs (Temporary related to Maintenance and Road Works)

TRIM 77239/13

WESTERN AUSTRALIA
ROAD TRAFFIC CODE 2000
REGULATION 297(2)
INSTRUMENT OF AUTHORISATION

Pursuant to Regulation 297(2) of the Road Traffic Code 2000 the Commissioner of Main Roads ("the Commissioner") hereby authorises the **CITY OF PERTH** ("Authorised Body") by itself, its employees, consultants, agents and contractors (together "Representatives") to, from the date indicated below, erect, establish, display, alter or take down such traffic signs and traffic control devices of whatsoever type or class (except for permanent traffic control signals) as may be required for the purpose and duration of any works, survey or inspection, associated with the construction, maintenance or repair on a road (other than a main road or highway), any adjoining land or any portion thereof within its jurisdiction, SUBJECT ALWAYS to the following terms and conditions:

(a) the Authorised Body shall at all times observe, perform and comply with the provisions of the "Traffic Management for Works on Roads Code of Practice" (as amended or replaced from time to time in consultation with the Traffic Management for Roadworks Advisory Group) issued by Main Roads Western Australia ("the Code") referring to the version which is current at the time of the relevant works, a copy of which can be obtained from Main Roads Western Australia from www.mainroads.wa.gov.au or by contacting Main Roads by phone;

(b) the Authorised Body shall develop and implement procedures that will satisfy the Commissioner that traffic management implemented by the Authorised Body, its employees, agents and contractors will in all respects conform to and comply with the requirements of the Code; and

(c) the Authorised Body shall ensure that its Representatives comply with the terms and conditions identified above at paragraphs (a) and (b) as if they were named in those paragraphs in place of the Authorised Body.

By executing and returning the acknowledgment at the foot of this authorisation, the Authorised Body agrees to observe, perform and comply with the above terms and conditions.

This Instrument of Authorisation replaces any prior Instrument of Authorisation under Regulation 297(2) of the Road Traffic Code 2000 between the Commissioner and the Authorised Body. The Commissioner's delegation dated 17 July 1975 to a number of Local Governments outside the Perth metropolitan area, is not affected by this Instrument of Authorisation except that this Instrument of Authorisation prevails wherever roadworks are concerned. That 1975 delegation was made under Regulation 301 of the Road Traffic Code 1975 and related to non-regulatory signage.

Page 1 of 2

3. Statutory Delegations to Local Government from External Agencies

/81

Dated: 15-2-2005

THE COMMON SEAL OF THE)
COMMISSIONER OF MAIN ROADS)
WAS AFFIXED BY)
)
COMMISSIONER OF MAIN ROADS)
FOR THE TIME BEING IN THE PRESENCE OF:)

COMMISSIONER OF MAIN ROADS * WESTERN AUSTRALIA *

Signature of Witness

Name of Witness

ACKNOWLEDGMENT BY AUTHORISED BODY

The **CITY OF PERTH** agrees to observe, perform and be bound by the above conditions.

THE COMMON SEAL OF THE)

CITY OF PERTH

)
WAS AFFIXED PURSUANT TO A RESOLUTION)
OF THE COUNCIL IN THE PRESENCE OF)

Dr Peter Natrass
The Right Hon the Lord Mayor of City of Perth

Dated: 7/12/04

Frank Edwards
Chief Executive Officer

Dated: 3/12/04

Signature of Witness

Dated: 3/12/04

Name of Witness

Page 2 of 2

3. Statutory Delegations to Local Government from External Agencies

3.3.3. MRWA - Traffic Management for Events

TRIM 77239/13

WESTERN AUSTRALIA
ROAD TRAFFIC CODE 2000
REGULATION 297(2)

INSTRUMENT OF AUTHORISATION
RELATING TO
TRAFFIC MANAGEMENT FOR EVENTS

Pursuant to Regulation 297(2) of the *Road Traffic Code 2000* the Commissioner of Main Roads ("the Commissioner") hereby authorises **CITY OF PERTH** (Authorised Body") by itself, its employees, consultants, agents and contractors (together "Representatives") to, from the date indicated below, erect, establish, display, alter or take down such road signs of whatsoever type or class (except for permanent traffic control signals) as may be required for the purpose and duration of any:

i) "event" subject to an order from the Commissioner of Police pursuant to Part VA of the *Road Traffic Act 1974*;

ii) race meeting or speed test for which the Minister referred to in section 83 of the *Road Traffic Act 1974* has, under that provision, temporarily suspended the operation of any provisions of the *Road Traffic Act 1974* or regulations made under that Act; or

iii) public meeting or procession the subject of a permit granted by the Commissioner of Police under the *Public Order in Streets Act 1984*;

or as may be required for the purpose of controlling traffic on a road adjacent to, or in the vicinity of, any event or organised activity approved by the Authorised Body under its local laws, on a road (other than a main road or highway) within its jurisdiction, SUBJECT ALWAYS to the following terms and conditions:

(a) the Authorised Body shall at all times observe, perform and comply with the provisions of the "Traffic Management for Events Code of Practice" (as amended or replaced from time to time in consultation with the Traffic Management for Events Advisory Group) issued by Main Roads Western Australia ("the Code") referring to the version which is current at the time of the event, a copy of which can be obtained from Main Roads Western Australia from www.mainroads.wa.gov.au or by contacting Main Roads by phone;

(b) the Authorised Body shall develop and implement procedures that will satisfy the Commissioner that traffic management implemented by the Authorised Body, its employees, agents and contractors will in all respects conform to and comply with the requirements of the Code; and

(c) the Authorised Body shall ensure that its Representatives comply with the terms and conditions identified above at paragraphs (a) and (b) as if they were named in those paragraphs in place of the Authorised Body.

By executing and returning the acknowledgment at the foot of this authorisation, the Authorised Body agrees to observe, perform and comply with the above terms and conditions.

The powers in this Instrument of Authorisation do not change or replace:

1) any prior Instrument of Authorisation from the Commissioner of Main Roads for the purposes of undertaking traffic management for works on roads; and

2) any powers and responsibilities of a local government provided in regulation 9 of the *Road Traffic (Events on Roads) Regulations 1991.*

Page 1 of 2

3. Statutory Delegations to Local Government from External Agencies

Dated: 1/9/08

THE COMMON SEAL OF THE
COMMISSIONER OF MAIN ROADS

WAS AFFIXED BY

COMMISSIONER OF MAIN ROADS

FOR THE TIME BEING IN THE
PRESENCE OF:

COMMISSIONER OF MAIN ROADS * WESTERN AUSTRALIA *

Signature of Witness

Name of Witness (please print)

ACKNOWLEDGMENT BY AUTHORISED BODY

The **CITY OF PERTH** agrees to unconditionally observe, perform and be bound by the above conditions.

THE COMMON SEAL OF THE

CITY OF PERTH

WAS AFFIXED PURSUANT TO A
RESOLUTION OF THE COUNCIL
IN THE PRESENCE OF

Ms Lisa Scaffidi
The Right Hon the Lord Mayor of City of Perth

Dated: 5/2/08

Frank Edwards
Chief Executive Officer

Dated: 5/2/08

Signature of Witness

Dated: 5/2/08

D. E. KELSEY
Name of Witness

Page 2 of 2

3. Statutory Delegations to Local Government from External Agencies

Table of Amendments / Review

Item	Decision Reference
Created	April 2007 (TRIM 102409/07)
Review Approved	5 June 2007 (Minute 372/07)
Amended	21 August 2007 (TRIM 98419/07)
Amended	19 February 2008 (Minute 83/08)
Amended	28 April 2008 (TRIM 48490/08)
Review Approved	3 June 2008 (Minute 309/08)
Amended	16 September 2008 (Minute 843/08)
Amended	16 February 2009 (TRIM 16099/09)
Review Approved	10 March 2009 (Minute 142/09)
Amended	14 July 2009 (Minute 405/09)
Review Approved	16 February 2010 (Minute 88/10)
Amended	11 May 2010 (Minute 232/10)
Amended	22 June 2010 (Minute 315/10)
Amended	13 July 2010 (Minute 354/10)
Review Approved	7 June 2011 (Minute 265/11)
Amended	6 December 2011 (Minute 719/11)
Amended and Review Approved	26 June 2012 (Minute 294/12)
1.23 Amended	04/10/12 (TRIM:123459/12)
New Delegation	30 October 2012 (Minute 527/12)
1.23 Amended	05/11/12 (TRIM: 137658/12)
1.16 Amended	04/12/12 (TRIM:152809/12)
1.16 Amended (CEO Sub-delegation)	27/03/13 (35892/13)
Annual Review	OCM 25/06/13 319/13 TRIM: 67905/13 and CEO 77838/13
1.2.7 Amended	CEO 114417/13
2.6.1, 2.6.2 & 2.6.3 New Delegations	OCM 10/12/13 and CEO 154059/13
1.3.1 New CEO Delegation	7660/14
1.2.27 New Delegation	OCM 18/02/14
3.1.3 Replaced	as per GG 232 20/12/13
1.2.27 CEO Sub-delegation	TRIM 80283/14
2.5.1 (4)(a) New – sign content approval 267 St Georges Tce	OCM 01/04/14
2.5.1(4)(b) New sign content approval 81 St Georges Tce	OCM 22/04/14
Annual Review / Amendments	OCM 24/06/14 270/14
Annual Review / Amendments	CEO Trim 234521/14
1.3.3 new CEO delegation	CEO 292481/14
1.2.14 CEO sub-delegation Amended	ELG 30/06/2014 TRIM 234542/14

POLICY NO: 9.2

HERITAGE RATE CONCESSION

ORIGIN/AUTHORITY	FILE NO.
Council meeting - 26/06/2012 (287/12)	P1028425

OBJECTIVES

The objectives of this policy are to:

1. Assist the owners of heritage places to continue the active use of those places and facilitate their maintenance in a way that is compatible with their heritage values.

2. Acknowledge the economic and social value of cultural heritage to the City of Perth.

ENABLING LEGISLATION

The Head of Power for Heritage Rate Concession is Section 6.47 of the *Local Government Act 1995.*

POLICY STATEMENT

1 Policy

1.1 The City of Perth recognises the importance of maintaining and providing ongoing care to heritage listed places to ensure their long term conservation.

1.2 The City may provide an annual concession on general rates to encourage and support owners to maintain their building.

1.3 The concession will be equivalent to 10% of the general rates for the property, to a maximum of $20,000 per annum with the minimum concession being equal to the minimum rate payment.

1.4 The concession will apply for five years or until 30 June 2017, whichever happens first, and subject to review, unless negotiated as part of a package of heritage incentives with the City.

1.5 The value of the concession will be reduced by an amount equivalent to any other rate concessions for which the owner of the property is eligible (seniors, pensioners and inner city rate concessions).

POLICY NO: 9.2

1.6 This policy does not retrospectively apply to recipients of Heritage Rate Concession where that concession was approved prior to 26 June 2012.

2 Eligibility

To be eligible for the Heritage Rate Concession:-

2.1 The property must be rateable and the applicant a registered ratepayer.

2.2 The property must be located within the City of Perth boundaries and listed as a Heritage Place in the City of Perth City Planning Scheme or in the Metropolitan Redevelopment Authority heritage inventory.

2.3 Applicants must provide evidence of full value building insurance for each year that they are eligible to claim the Heritage Rate Concession.

2.4 Applicants must provide evidence of a current pest control contract for each year that they are eligible to claim the Heritage Rate Concession.

2.5 To receive a Heritage Rate Concession, eligible applications must be received by no later than 60 days from the issue date of the current rate notice. Applications received after this period will not be eligible for a heritage Rate Concession for the current financial year.

3 Ineligibility

The Heritage Rate Concession will not be provided if:-

3.1 The owner is bound by a Heritage Agreement where an incentive or bonus has been granted by the Council and/or where the Agreement commits the owner to ongoing care and maintenance of the heritage building.

3.2 There is an outstanding rate debt to the City on the property.

4 Specific Provision for Strata Complexes

For strata units in complexes where original heritage floor space comprises less than 50% of the total development's floor space the Council may approve a concession if it considers that strata fees are unduly high because of the cost of maintaining heritage fabric.

5 Condition of Funding

5.1 The applicant must sign and adhere to an agreement to maintain their property to a standard defined by the City, prior to the granting of a Heritage Rate Concession.

POLICY NO: 9.2

6 Cancellation of the Heritage Rate Concession

6.1 This concession will cease if a debt to the Council on the property is overdue for payment.

6.2 The agreement may be nullified by the ratepayer through voluntary withdrawal.

6.3 The City may cancel the concession if it determines that the property is not being suitably maintained.

6.4 The City may cancel the concession if it determines that the property is not covered for full value building insurance.

6.5 The City may cancel the concession if it determines there is not a current pest control contract in place for the property.

7 Supporting Documentation

The following documents must be submitted on application for Heritage Rate Concession:-

7.1 A completed application form.

7.2 Evidence of a current pest control contract.

7.3 Evidence of current full value insurance cover.

7.4 A signed maintenance agreement as provided by the City.

8 Extension and Review

8.1 The Heritage Rate Concession program will be continued until the end of 2016/17 financial year.

(e) 240 St Georges Terrace (Lot 3000) and 899 - 915 Hay Street (Lot 3001) Special Control Area
(f) 141 St Georges Terrace (Lot 11), 125 - 137 St Georges Terrace (Lot 13) and 18 Mounts Bay Road (Lot12) Special Control Area
(g) 52 - 56 Ord Street Special Control Area
(h) 126 - 144 (Lot 123) Stirling Street Special Control Area
(i) 60 - 70 Kings Park Road Special Control Area
(j) 208 - 210 Adelaide Terrace Special Control Area
(k) 225 - 239 St Georges Terrace (Bishops See) Special Control Area
(l) 298 - 316 Murray Street Special Control Area
(m) 339 - 341, and 347 Hay Street Special Control Area
(n) 187 - 193 Adelaide Terrace and 82 - 94 Terrace Road Special Control Area
(o) 92 - 120 Roe Street Special Control Area
(p) Hamilton Special Control Area
(p) Saint Martins Special Control Area

• Amendment No 11 GG - 15 April 2008
• Amendment No 16 GG - 2 Sep 2008
• Amendment No 12 GG - 27 Jan 2009
• Amendment No 15 GG - 21 April 2009
• Amendment No 17 GG - 30 June 2009
• Amendment No 19 GG - 16 March 2010
• Amendment No 20 GG - 6 Aug 2010
• Amendment No 21 GG - 23 Nov 2010
• Amendment No 24 GG - 26 Feb 2013
• Amendment No 27 GG - 17 Jan 2014

(2) Provisions that apply to a special control area are set out in Schedule 9 and apply in addition to any other provision of this Scheme.

(3) Where a provision of a special control area is inconsistent with any other provision of this Scheme, the provision of the special control area is to prevail.

58 AGREEMENTS AND DEALINGS WITH LAND

For the purpose of carrying out this Scheme and ensuring compliance with it, the Council may -
(a) enter into any agreement with any owner, occupier or other person having an interest in land affected by this Scheme;
(b) acquire any land within the Scheme area; and
(c) deal with or dispose of any land which it has acquired.

59 DELEGATION

The Council may, either generally or in a particular case or in a particular class of cases, by resolution passed by an absolute majority of the Council, delegate to -
(a) a Committee of the Council; or
(b) an officer of the Council,
any power conferred or imposed on the Council under this Scheme.

NOTE:
1. Sections 58 and 59 of the Interpretation Act 1984 apply to the construction and scope of this delegation power.
2. Delegations made by the Council may be contained in a planning policy.

60 COMPENSATION

(1) Claims for compensation under section 11(1) of the Act by reason of the land or property of a person being injuriously affected by the making of this Scheme are not to be made later than 6 months after the gazettal date.

(2) Any claim made by the Council under section 11(2) of the Act is to be made within 6 months of the completion of the work or the section of the work by reason of which the land in which the claim is made is increased in value.

(3) If, where compensation for injurious affection is claimed under the Act, the Council elects to purchase or take the land compulsorily the Council is to give written notice of that election to the claimant within 3 months of the claim for compensation being made.

(4) The Council may deal with or dispose of land acquired by it for the purpose of a Local Reserve upon such terms and conditions as it thinks fit but the land must be used and preserved, for a use compatible with the purpose for which it is reserved.

NOTE:
1. The reference to the Act is to the Town Planning and Development Act 1928.
2. The gazettal date is defined in Schedule 4.
3. Section 13 of the Town Planning and Development Act 1928 empowers the Council to purchase or compulsorily acquire land comprised in a Scheme.

61 GIVING DOCUMENTS

(1) Unless otherwise stated in the Scheme, a document may be given to a person in any of the ways provided for by sections 9.50, 9.52, and 9.53 of the Local Government Act 1995.

(2) Unless otherwise stated in this clause, a document may be given to the City or to the Council in any of the ways provided for in section 9.51 of the Local Government Act 1995.

NOTE:
A "document" is defined very broadly in section 5 of the Interpretation Act 1984. It would include an application for planning approval and a notice of the Council's decision.

62 NOTICES AND EXPENSES UNDER SECTION 10 OF THE ACT

A notice required to be given by the Council under section 10(1) of the Act is to be a 60 day notice signed by the Chief Executive Officer and sent by registered post to the owner and to any occupier or lessee of the premises affected by the notice.

NOTE:
The reference to the Act is to the Town Planning and Development Act 1928.

63 AUTHORISED ENTRY

(1) An officer authorised by the Council may, with any assistance required, enter at any reasonable time any building or land to determine whether the provisions of this Scheme have been or are being observed.

(2) An authorised officer exercising the power of entry under subclause (1) or any other person accompanying an authorised officer who -
(a) finds a person committing; or
(b) on reasonable grounds suspects a person of having committed, a breach of a provision of this Scheme,
may ask that person his or her name and address.

(3) A person who -
(a) in any way delays or obstructs an authorised officer in the exercise of his or her powers under this clause; or
(b) when asked to do so under subclause (2), refuses to give his or her name or address or gives a false name or address,
commits an offence.

(4) A person who gives or is suspected of giving a false name or address to the person making the enquiry under subclause (2) may, without any other warrant, be apprehended by the person making the demand and taken before a Justice to be dealt with according to law.

64 OFFENCES

(1) Subject to Part 4 of this Scheme, a person shall not erect, alter or add to a building, or use or change the use of any land or building, or permit or suffer any land or building to be used or the use of any land or building to be changed for any purpose -
(a) other than a purpose permitted or approved of by the Council in the use area in which that land or building is situated;
(b) unless all approvals, consents or licences required by this Scheme or any other law have been granted or issued;
(c) unless all conditions imposed upon the grant or issue of any approval, consent or licence required by this Scheme or any other law have been and continue to be complied with; and
(d) unless all standards laid down and all requirements prescribed by this Scheme or determined by the Council under this Scheme with respect to that building or that use of that land or building have been and continue to be complied with.

(2) Where the Council has granted planning approval for the development of land on a condition which involves the maintenance or continuance of the state or condition of any place, area, matter or thing, a person shall not use or permit or suffer the use of that land for any purpose while the state or condition of that place, area, matter or thing is not being maintained or continued in accordance with that condition.

NOTE:
A person who fails to comply with a provision of this Scheme is guilty of an offence and is subject to the penalty set out in section 10(4) of the Town Planning and Development Act 1928.

Finance and Administration Committee
Confidential Schedule 24
(Minute FA139/15 refers)

Distributed to Elected Members under separate cover

Bound in Consolidated Committee

Confidential Minute Book

Volume 1 2015

Finance and Administration Committee
Confidential Schedule 25
(Minute FA139/15 refers)

Distributed to Elected Members under separate cover

Bound in Consolidated Committee

Confidential Minute Book

Volume 1 2015

Finance and Administration Committee
Confidential Schedule 26
(Minute FA140/15 refers)

Distributed to Elected Members under separate cover

Bound in Consolidated Committee

Confidential Minute Book

Volume 1 2015

Lease Terms and Conditions – The Place Enterprises Pty Ltd

Lessor	City of Perth
Lessee	The Place Enterprises Pty Ltd
Premises	Café – Northbridge Piazza
Permitted Use	Cafe
Commencement	1 July 2015
Term	5 Years
Option	Nil
Rent	$50,000 per annum + GST
Outgoings	Council Rates (incl FESL charges) and Water Rates.
Payment Date	In advance - 1st of every month
Reviews	CPI Annually
Insurance	Workers Compensation, Plate Glass Replacement, Public Liability not less than $10,000,000, Fixtures, Fittings & Stock in Trade Cover.
Special Conditions	Nil
Costs	Each party to bear their own legal costs